

CENTURA

www.centura.ca

PRICE LIST

UPDATES AS OF NOVEMBER 22, 2022

Toronto

950 Lawrence Ave. West
Toronto, ON. M6A 1C4
(416) 785-5151

Hamilton

140 Nebo Road
Hamilton, ON. L8W 2E4
(905) 383-5100

Peterborough

774 Rye Street
Peterborough, ON. K9J 6W9
(705) 743-2881

On the cover: Mea Lapis Collection

TABLE OF CONTENTS

Terms and Conditions, Claims Policy, Return of Merchandise	Page No. OA
--	-----------------------

PG	Supplier	Product	Page No.
A1. MOSAIC FLOOR & WALL TILE			
AXD	Centura	Penny Round Mosaics	A1.1
AXF	Centura	Hexagon / Octagon Glazed Porcelain Mosaics	A1.1
AXSA	Centura	Techno Series - Unglazed Porcelain Mosaics	A1.1
AXS	Centura	Techno Series - Unglazed Porcelain Mosaics	A1.2
AXZG	Miki	Marble Ink Jet Mosaics	A1.2
AXZH	Miki	Bee Box Mosaics	A1.2
AXL	Miki	Basic Glazed Mosaics	A1.2

PG	Supplier	Product	Page No.
A2. MOSAICS & DECORATIVE WALL TILE			
AXZL	Centura	Flower Marble Mosaics	A2.1
AX15	Centura	Harmony Glass Mosaics	A2.1
AXZE	Miki	Castle Mosaics	A2.1
AXZN	Miki	Concave Border	A2.1
AXZP	Miki	Drop Hex	A2.1
AXZN	Miki	Florentina	A2.2
AM0A	Miki	Glass Listellos	A2.2
AXZMA	Miki	Marble Hex	A2.2
AXZM	Miki	Marble Hex with Metal Line	A2.3
	Miki	Marble Penny	A2.3
AXZMA	Miki	Marble Rhombus	A2.3
AXZF	Miki	Small Lantern Mosaics	A2.3
AYH	Onix	palo / Mystic	A2.4
AYI	Onix	Zement Mosaics	A2.5
AYJ	Onix	Ecstones Mosaics	A2.5
AYJ	Onix	XL Ecstones Hex Mosaics	A2.5
AYK	Onix	Craquele Mosaics	A2.6
AYJ1	Onix	Penny Rounds	A2.6
	Onix	Penta Mosaics	A2.6
AYO2	Onix	StoneGlass / Blend Mosaics	A2.7
AYO2	Onix	XL Stoneglass Hex Mosaics	A2.7

PG	Supplier	Product	Page No.
A3. WALL & FLOOR TILE SYSTEMS			
ANO	Bella Casa	Logan, Robson (Decor), Mohair	A3.1
A0T2	Equipe	Carrara	A3.1
A0X/AOX1	Equipe	Hexatile (Porcelain Floor, Ceramic Wall - Glossy)	A3.1
A0X1	Equipe	Heritage (Porcelain Floor, Ceramic Wall)	A3.2
AWA	Pamesa	Capua	A3.2
A5M	Vitra	Serenity Series	A3.2
A5P	Vitra	Linen Series	A3.2

*PLEASE NOTE - CERAMIC SQUARE FOOT PRICING IS APPROXIMATE

TABLE OF CONTENTS

PG	Supplier	Product	Page No.
A4. WALL TILE			
AG10	Aparici	Gatsby	A4.1
AHX	Belit	Rainbow	A4.1
AHX	Belit	Rainbow	A4.1
ACQ	Centura	White Program	A4.2
A0M	Epoca	Design Positive Loft Series	A4.2
A0X17	Equipe	Argile	A4.2
A0H	Equipe	Country	A4.3
A0V	Equipe	Evolution	A4.3
A0X3	Equipe	Mallorca	A4.3
A0X10	Equipe	Splendours	A4.4
A0X18	Equipe	Lanse	A4.4
A0W	Equipe	Masia	A4.5
A0U	Equipe	Metro	A4.6
A0X12	Equipe	Artisan	A4.7
A013	Equipe	La Riviera	A4.7
A3ZA	Imola	Slash - Glossy	A4.8
A31 / A31A	Incepa	Subway Tile Series	A4.8
A31B	Incepa	Maiolica	A4.9
A4W	Love	Precious	A4.9
A9V	Quintessenza	Sfumature - Polished	A4.10
AIJ	Ragno	Gleeze	A4.10
AC10	Rondine	Tribeca	A4.11
AAZ4	Tau	Grisha	A4.11
AAZ6	Tau	Sun	A4.11
A5D	Vitra	Vision Series - Mat/Glossy - PORCELAIN	A4.12

PG	Supplier	Product	Page No.
A5. CERAMIC FLOOR TILE			
ACR	Euro	Alegra	A5.1
A5L	Vitra	Builders Series	A5.1
A5S	Vitra	Ceppostone	A5.1
A5R	Vitra	Urbancrete	A5.1

PG	Supplier	Product	Page No.
A6. PORCELAIN			
A107	Alaplana	Lakeland	A6.1
A0Y2	Argenta	Carpenter	A6.1
ARQA	Armonie	Blast	A6.1
AQ6C	Atlas	Fray	A6.2
AMQ	Campo	I Marmi (Digital Glazed Porcelain)	A6.2
AM12	Ceasar	Life Glazed Porcelain	A6.2
AV13	Ceracasa	Davos	A6.3
AV14	Ceracasa	Manhattan	A6.3
AAT1	Coem	Mea Lapis	A6.3
AAP	Coem	Reverso	A6.4
AAS	Coem	Brit Stone - Rectified	A6.5
AY6A	Dura	Explorer	A6.5
AY6C	Dura	Porto	A6.5
AY6D	Dura	Nepal	A6.6
AY6H	Dura	Newcastle	A6.6
AY6I	Dura	Oxford	A6.6
A2B5	Emotion	Barnaby	A6.6
A2B6	Emotion	Berkley	A6.6
A2B7	Emotion	Columbia	A6.7
A2B3	Emotion	Galaxy	A6.7

*PLEASE NOTE - CERAMIC SQUARE FOOT PRICING IS APPROXIMATE

TABLE OF CONTENTS

PG	Supplier	Product	Page No.
A6. PORCELAIN (continuation...)			
A2B3	Emotion	Naos	A6.7
A2B8	Emotion	Potomac	A6.8
A2B	Emotion	Rodum	A6.8
A0T9	Equipe	Babylone	A6.8
A9P	Fly Zone	Dolomiti	A6.9
A8N	Grespania	Avenue	A6.9
A3B1 - A3B4	Incepa	Legend II / Serpentino / Positano II / Statuary	A6.9
AD10	ITT	Avenue (New Avenue)	A6.10
ABO	Mariner	Vintage	A6.10
ABO	Mariner	Clay	A6.11
A9G3	Mirage	Elysian	A6.11-12
A9A1	Mirage	Glocal Series	A6.12-13
A9A4	Mirage	Lemmy Series	A6.13-14
A9A6	Mirage	Silverlake	A6.14
AJ19	Montecera	Calacatta Borghini	A6.14
AJ15	Montecera	Cemento Rustico	A6.15
AJ11	Montecera	Jefferson	A6.15
AJ17	Montecera	Napa	A6.15
AJ16	Montecera	Savona	A6.15
AJ18	Montecera	Statuario Bianco	A6.16
AJ1	Montecera	York	A6.16
AJ18	Montecera	Zebrino Bianco	A6.16
AYXO	Piemme	Glitch	A6.17
	Portinari	Beaubridge	A6.18
A38B	Portinari	Linear Stone	A6.18
AE3A	Refin	Tune	A6.18
ADB	S.Agostino	Colorart	A6.19
ADE	S.Agostino	FusionArt	A6.19
ADC	S.Agostino	Patchwork	A6.19
A5Q	Vitra	Ethereal Series	A6.19

PG	Supplier	Product	Page No.
A7. DOUBLE LOADED PORCELAIN (HEAVY COMMERCIAL USE)			
AGZ1	Margres	Time 2.0 Series	A7.1
AN6B	Vitra	Color Dot	A7.1
AN2	Vitra	Function Series (Structured Surfaces)	A7.1
AN0	Vitra	Dotti Series (Graniti Look)	A7.2

PG	Supplier	Product	Page No.
A8. TECHNICAL PORCELAIN			
AGB0	Apavisa	Encaustic 2.0 Rectified (Digital Glazed Porcelain)	A8.1
AGC	Apavisa	Hydraulic (Digital Glazed Porcelain)	A8.1
AFS2	Florida Tile	Rhyme Series (Digital Glazed Porcelain)	A8.1
A2P	Florina	Quarrazzo	A8.2
AGZ	Margres	Subway - Natural	A8.2
AZF	Max	Basaltina	A8.2
AYT	Piemme	Purestone Series	A8.3
AYX1	Piemme	Uniquestone Rect. (Digital Glazed Porcelain)	A8.4
AIB	Rex	Ardoise Series	A8.5
A118	Rex	Les Origines	A8.6
A120	Rex	Reves	A8.6

TABLE OF CONTENTS

PG	Supplier	Product	Page No.
A9. DIGITAL PRINTED PORCELAIN			
AW12	Ascot	Gemstone - Rectified (Digital Glazed Porcelain)	A9.1
AW15	Ascot	Stone Valley	A9.2
A4Z2	Cotto D'Este	Concrete Jungle	A9.2
A4Z3	Cotto D' Este	Lithos	A9.3
AFK	Florida Tile	Craftsman Series	A9.3
AFT3	Florida Tile	Sequence	A9.4
	Mirage	Jewels	A9.4
AYR	Piemme	More - Rectified Tile	A9.5
AYU	Piemme	Cottage	A9.6
AIE	Rex	I Classici (Digital Glazed Porcelain)	A9.6
AI15	Rex	Etoile Di Rex Series	A9.7
AI14	Rex	Prexious (Digital Glazed Porcelain)	A9.7
A10. QUARRY TILE			
AO3	Alfagres	Abrasive Series	A10.1
AO2	Alfagres	Clear Tone Series	A10.1
A11. LANDSCAPE PORCELAIN			
AY6G	Dura	2.0cm Ontario / Pedra / Pietra	A11.1
A99F	Mirage	EVO Silverlake	A11.1
	Mirage	EVO Series 2.0cm Exterior Patio/Deck/Landscape	A11.1
C106	Schluter	Troba Level - Paver Support System	A11.1
A12. THIN TILE PORCELAIN			
A3D	Ariosteia	Ultra Series	A12.1-2
A91	Grespania	Coverlam 5.6mm Thin Tile	A12.3
C1. SCHLUTER			
C68/69/70/72	Schluter	Ceramic Trims/Shower Systems/Ditra/Kerdi	C1.1 - C1.84
PG	Supplier	Product	Page No.
C2. ADHESIVES / ACCESSORIES / MOULDINGS			
C25	Aquamix	Maintenance Products	C2.1-4
C62/63/58	Miscellaneous	(Ceramics Accessories / Silicone)	C2.4
C28	Woodwyant	Maintenance Products For Amtico Floors	C2.5
C73/C76/C88	TEC	Ceramic Tile Mastics & Mortars	C2.5-6
C76	TEC	Ceramic Tile Specialty Products	C2.7
C76	TEC	Latex Additives	C2.7
C80/C81/C90	TEC	Accucolor Poly Modified Wall/Floor Grouts	C2.8-9
C97	TEC	Power Grout	C2.9
C77	TEC	Accucolor Caulks	C2.9
C85	TEC	Accucolor EFX Epoxy	C2.9
C87	TEC	100% Silicone Sealant	C2.9
C87A	TEC	In Color Grout	C2.10
C91	TEC	Soft Surface Products	C2.9-10
C92	TEC	Surface Preparation	C2.11
C100-C101	TEC	Grout Colorant	C2.12
C46	Centura	Unmodified (Dry Set) Mortars	C2.13
C71	Centura	Thresholds	C2.13

*PLEASE NOTE - CERAMIC SQUARE FOOT PRICING IS APPROXIMATE

TABLE OF CONTENTS

C3. TOOLS

CU8	Alpha	Tools	C3.1
CY8	Bosch	Tools	C3.2
C104	Collomix	Batch Mixers	C3.2
CZ10	Crispo	Fasteners	C3.3
C49	Easy Heat	Cables/Thermostats	C3.3
C49A	Easy Heat	Uncoupling Membrane Cables	C3.4
C50	Easy Heat	Self Adhere Mats (SAM Mats)	C3.4-5
C50	Easy Heat	Elite Mats	C3.5-7
C60A	Eddy 91	Floor Removal Tools	C3.3
CZ26	Festool	Power Tools, Dust Extractors	C3.3
CZ17	Husqvarna	Tile Saws	C3.3
CX4	Ishii	Tile Cutters	C3.4
C51	Marshalltown	Trowels / Floats	C3.5-6
CZ20	Montolit	Tools	C3.6-7
CZ9A	Olfa	Cutting Tools	C3.7
CZ8	Piranha	Blades and Coring Bits	C3.8-10
CZ5	ProKnee	Professional Knee Pads	C3.11
CX1/CX1A	Raimondi	Tile Tools	C3.11-15
C65	Richards	Spreaders	C3.15
C66	Rubi	Tools	C3.16-19
CZ7	Sigma	Tile Cutters	C3.20
CY7	Stabila	Levels & Electronic Measuring Tools	C3.21
CY5	Tajima	Measuring Tapes, Knife, Chalk Reel...	C3.21
C62	Toolway	Tools	C3.22
CZ12	Troxell	Tools	C3.22
C03/C03A	Wagner Rapid	Relative Humidity Kits	C3.23
C103	Watson Gloves	Professional Gloves	C3.23

D. SHEET VINYL

DF4-DF14	Forbo	Commercial Sheet Vinyl	D.1
DTA1-DTA14/D64/D78	Tarkett	Residential Sheet Vinyl Lines	D.1-2
C40	Tarkett	Sheet Vinyl Adhesives, Seam Sealers, Cleaners, & Floor Finish	D.2

F. RESILIENT FLOORING

	Amtico	Interfuse Homogenous (Commercial)	F.1
F07/F34/C21	Amtico	Electrostatic Electroile	F.1
F11-F14	Amtico	Rubber Products (Commercial)	F.1-2
F17/F18/F13B/F13C	Amtico	Oasis and Imagine Rolled Rubber	F.2
C23/C32A	Amtico	Marathon & AB Pure Stair Treads	F.2-3
F20-F23/F38	Amtico	Vinyl Products - Mirra / Natura / Luxury 500 / TecCare Series	F.3-4
F27	Amtico	Ultra Ceramic Series - Residential Groutable Vinyl Tiles	F.4
F27A	Amtico	Ultra Ceramic Contract Series - Commercial Groutable Vinyl Tiles	F.4
C21A	Amtico	Ultra Ceramic Series - Grout / Seam Sealer	F.5
F38A	Amtico	6 x 48 Leaf Luxury Vinyl Tile (Res & Lt. Comm)	F.5
F36	Amtico	Sonata Wood / Stone	F.5
C21	Amtico	Accesories / Adhesives	F.6
FM0	Canadiana	Algonquin 7 x 48"	F.7
FF7	Canadiana	Laurentian 6 x 48"	F.7
F56A	Canadiana	Muskoka Woods 7 x 48"	F.7
F56	Canadiana	Northern Woods 7 x 48"	F.7
F56B	Canadiana	Renaissance 12 x 24"	F.8
F46A	Centura	Dura Contract Vista	F.8
F57	Centura	Dura Sonic	F.8
F89I	Centura	Quantum 7.0	F.8
F53	Centura	5.5mm Fusion LVT	F.9
F53	Centura	Quantum 7.0 SPC Vinyl	F.9
F53	Canadiana	Vintage (Vinyl) Vinyl	F.9
C42/C86A	Various	Laminate Accessories / Underlayments	F.9

TABLE OF CONTENTS

**G. ROPPE
H. FLEXCO**

S. CARPET / CARPET TILE / MATTING / UNDERPADS

Various	Centura	Residential Carpets	S.1
Various	Venture	Commercial Carpets	S.1
Various	Centura	Carpet Tiles	S.2
Various	Venture	Carpet Tiles	S.2-3
SY1	Gullistan	Residential Carpets 12 ft.	S.3
S65	Mat Tech	Entrance Matting	S.4
S51D	Terza	Landscape Turf	S.5
C86	Underpads	Foam and Urethane	S.5
C86A	Underpads	Rubber	S.5
C32	Miscellaneous	Carpet Accessories	S.5

TERMS AND CONDITIONS OF SALE

- All prices are F.O.B. Toronto Warehouse.
- All orders are subject to be tagged with the general contractor name & jobsite address.
- Prices are subject to change without notice.
- Terms are net thirty (30) days.
- Any discrepancy in pricing, quantities or quality shipped must be brought to the attention of our credit department in writing within thirty (30) days from the date of the invoice. No request for adjustment will be accepted after thirty (30) days. The decision of Centura shall be final and binding.
- One and one half percent (1.5%) interest per month being eighteen percent (18%) annual will be charged on all overdue accounts.
- Shipments to dealers awaiting credit approval will be made on a C.O.D. basis
- Centura shall not be liable for any delays as a result of strikes, fires, late delivery by our suppliers and/or any other conditions beyond our control.
- All materials are sold at our Toronto warehouse and whether or not we prepay the shipping charges, our liability for condition of the goods ceases when we obtain a receipt from the carrier.
- Installation conditions and procedures are beyond our control and we cannot accept any responsibility for chipping, cracking, crazing, shading or loosening from the setting bed.
- Title to all goods remain in the name of Centura (Toronto) Limited until paid for and Centura shall have the right to enter any premises where such goods are located in order to recover possessions in the event of nonpayment.

CLAIMS POLICY

- All complaints must be brought to the attention of our sales department in writing within thirty (30) days of the date of the invoice.
- All complaints must be first inspected by the dealer.
- Claims will not be considered on material which has been cut or installed with visible defects.
- Material sold as seconds, clear outs or mill run are purchased as is.
- Matting, crushing, shading, soiling, improper installation will not be considered for price adjustment and or replacement.
- Tuft pulling or missing tufts will not be considered other than for reinserting tufts.
- Identical matching of color in subsequent dye batches is not possible and a normal difference from original samples is to be expected. Centura shall not be liable for any damages for such differences.
- Centura does not guarantee side matching on any patterned carpets. Carpets should be dry-laid as a check on pattern run out.
- Materials that are being cemented directly to a floor or wall should be carefully inspected for flaws. Claims for replacement will not be considered after material has been cut and installed.
- Centura liability for defective material will be limited to replacement of yardage only and Centura shall not be liable for any labor charges for removal or installation or any other damages, losses or claims whatsoever.

RETURN OF MERCHANDISE

- Returns must be itemized showing the name of the material, invoice number and the reason for returning same. No returns are permitted unless agreed by Centura.
- No returns on grouts and adhesives will be permitted.
- We will accept only full, sealed and unopened cartons for returns.
- We will not accept any returns on sale merchandise, seconds, mill runs, special order material, adhesives, grouts, cut lengths of carpeting or sheet vinyl.
- **ALL MATERIAL MUST BE RETURNED WITHIN 30 DAYS OF PURCHASE.**
- All returns are subject to a handling charge of twenty percent (20%) of invoice price.
- Centura (Toronto) Limited reserves the right to cancel arrangement without notice
- Goods returned without an authorization number will be refused.

CONVERSION TABLE

TILE CONVERSION | PIECES PER SQFT | SQFT PER PIECE

Tile Size (Inches)	Pieces Per Sq. Ft.	Sq. Ft. Per Piece
3 1/2 x 3 1/2	11.760	0.0850
4 x 4	9.000	0.1110
4 1/4 x 4 1/4	8.000	0.1250
6 x 6	4.000	0.2500
6 x 8	3.000	0.3330
6 x 12	2.000	0.5000
6 1/2 x 12 1/2	1.770	0.5640
6 x 18	1.330	0.7500
7 1/2 x 7 1/2	2.560	0.3910
7 1/2 x 14 1/2	1.320	0.7550
8 x 8	2.250	0.4440
8 x 10	1.800	0.5560
8 x 12	1.500	0.6670
8 x 13	1.380	0.7220
10 x 10	1.440	0.6940
10 x 13	1.110	0.9030
10 x 16	0.900	1.1100
12 x 12	1.000	1.0000
12 x 18	0.670	1.5000
12 1/2 x 12 1/2	0.920	1.0850
13 x 13	0.850	1.1740
13.3 x 13.3	0.810	1.2280
13.3 x 20.5	0.530	1.8930
14 1/2 x 14 1/2	0.690	1.4600
16 x 16	0.560	1.7780
17 x 17	0.500	2.0000
18 x 18	0.444	2.2500
20 x 20	0.360	2.7800

UNIT CONVERSION | METRIC-IMPERIAL MEASUREMENT EQUIVALENT

Imperial To Metric		Imperial To Metric		Metric To Imperial		Metric To Imperial	
1/8 in.	3.2mm	2 in.	5.1cm	1mm	1/32 in.	7cm	2 3/4 in.
1/4 in.	6.4mm	1 1/4 in.	5.7cm	2mm	1/16 in.	8cm	3 1/8 in.
3/8 in.	9.5mm	2 1/2 in.	6.4cm	3mm	1/8 in.	9cm	3 1/2 in.
1/2 in.	13mm	2 3/4 in.	7.0cm	6mm	1/4 in.	10cm	3 15/16 in.
5/8 in.	16mm	3 in.	7.6cm	7mm	9/32 in.	15cm	5 7/8 in.
3/4 in.	19mm	3 1/4 in.	8.3cm	10mm	13/32 in.	20cm	7 7/8 in.
7/8 in.	2.2cm	3 1/2 in.	8.9cm	2cm	3/4 in.	25cm	9 13/16 in.
1 in.	2.5cm	3 3/4 in.	9.5cm	3cm	1 3/16 in.	30cm	11 13/16 in.
1 1/4 in.	3.2cm	4 in.	10.2cm	4cm	1 9/16 in.	35cm	13 3/4 in.
1 1/2 in.	3.8cm	4 1/2 in.	11.4cm	5cm	2 in.	40cm	15 5/8 in.
1 3/4 in.	4.4cm	5 in.	14.0cm	6cm	2 3/8 in.	42cm	16 1/2 in.

MOSAIC FLOOR & WALL TILE

Centura | Penny Round Mosaics || 3/4 x 3/4

PG: AXD

<u>CODE</u>	<u>DESCRIPTION</u>	<u>SHT. SIZE</u>	<u>UNIT</u>	<u>BKT. I /SHT</u>	<u>BKT I / SF</u>	<u>QTY/CTN</u>	<u>SQ. FT./CTN</u>
MCP501	Matte White	12 x 12	sht	\$ 12.79	\$ 13.17	20	19.42
MCP101	Glossy White	12 x 12	sht	\$ 12.79	\$ 13.17	20	19.42
MCP129	Glossy Light Grey	12 x 12	sht	\$ 13.06	\$ 13.45	20	19.42
MCP131	Glossy Black	12 x 12	sht	\$ 14.08	\$ 14.50	20	19.42
BHL01022	Glossy Old White	12 x 12	sht	\$ 14.08	\$ 14.50	20	19.42
BHL02076	Glossy Rainy Sky	12 x 12	sht	\$ 14.08	\$ 14.50	20	19.42
BHL06052	Glossy Mint	12 x 12	sht	\$ 14.08	\$ 14.50	20	19.42
BHL08106	Glossy Porcelain Blue	12 x 12	sht	\$ 14.08	\$ 14.50	20	19.42
BHL8020	Glossy Sailor Blue	12 x 12	sht	\$ 14.08	\$ 14.50	20	19.42
HL0003	Matte Black	12 x 12	sht	\$ 14.08	\$ 14.50	20	19.42

Stocked in Montreal

MCP103	Glossy Off-White	12 x 12	sht	\$ 13.06	\$ 13.45	20	19.42
MCP116	Glossy Orange		sht	\$ 20.08	\$ 20.68	20	19.42
MCP130	Glossy Dark Grey	12 x 12	sht	\$ 13.28	\$ 13.68	20	19.42

Centura | Hexagon / Octagon Glazed Porcelain Mosaics || 1 x 1, 1 x 2, 2 x 2

PG: AXF

<u>CODE</u>	<u>DESCRIPTION</u>	<u>SHT. SIZE</u>	<u>UNIT</u>	<u>BKT. I /SHT</u>	<u>BKT I / SF</u>	<u>QTY/CTN</u>	<u>SQ. FT./CTN</u>
HPX2010004	Spiral White/Black (1 x 2)	12 x 12	sht	\$ 11.76	\$ 11.98	20	19.63
HXY010004	Octagon White/Black (2 x 2)	12 x 12	sht	\$ 10.04	\$ 10.74	20	18.69
HXY010101	Octagon White/White (2 x 2)	12 x 12	sht	\$ 10.04	\$ 10.74	20	18.69
HU0101B	Hexagon White (1 x 1)	10 x 12	sht	\$ 10.83	\$ 12.90	23	19.31
HU2010003	Hexagon White/Black (1 x 1)	10 x 12	sht	\$ 10.83	\$ 12.90	23	19.31
HU0003	Hexagon Black (1 x 1)	10 x 12	sht	\$ 12.10	\$ 14.41	23	19.31

Centura | Techno Series - Unglazed Porcelain Mosaics || 1 x 3

PG: AXSA

<u>CODE</u>	<u>DESCRIPTION</u>	<u>SHT. SIZE</u>	<u>UNIT</u>	<u>BKT. I /SHT</u>	<u>BKT I / SF</u>	<u>QTY/CTN</u>	<u>SQ. FT./CTN</u>
MBU13103	Plain Unglazed Charcoal	12 x 12	sht	\$ 12.74	\$ 13.12	20	19.42
MBU13105	Plain Unglazed Special White	12 x 12	sht	\$ 12.21	\$ 12.58	20	19.42

F.O.B. Toronto / Hamilton / Peterborough
H.S.T. to be added where applicable.
Prices, terms and conditions of sales are subject to change without notice.
All Returned goods must be prepaid. Full unopened cartons.

MOSAIC FLOOR & WALL TILE

Centura | Techno Series - Unglazed Porcelain Mosaics || 2 x 2

PG: AXS

<u>CODE</u>	<u>DESCRIPTION</u>	<u>SHT. SIZE</u>	<u>UNIT</u>	<u>BKT. I /SHT</u>	<u>BKT I / SF</u>	<u>QTY/CTN</u>	<u>SQ. FT./CTN</u>
MBU2215	Plain Unglazed Light Grey	12 x 12	sht	\$ 11.80	\$ 11.80	20	20.00
MBU2214	Plain Unglazed Slate Grey	12 x 12	sht	\$ 11.80	\$ 11.80	20	20.00
MBU22103	Plain Unglazed Charcoal	12 x 12	sht	\$ 14.57	\$ 14.57	20	20.00
MBU22105	Plain Unglazed Super White	12 x 12	sht	\$ 14.57	\$ 14.57	20	20.00
MBU2217	Plain Unglazed Black	12 x 12	sht	\$ 15.48	\$ 15.48	20	20.00

Miki | Marble Ink Jet Mosaics || 2 x 4

PG: AXZG

<u>CODE</u>	<u>DESCRIPTION</u>	<u>SHT. SIZE</u>	<u>UNIT</u>	<u>BKT. I /SHT</u>	<u>BKT I / SF</u>	<u>QTY/CTN</u>	<u>SQ. FT./CTN</u>
MEKT1001	Brickbond Calacatta Royal (2 x 4)	11 x 12	sht	\$ 11.31	\$ 12.51	18	16.27
MEKTA1001	Herringbone Calacatta Royal (2 x 4)	11 x 11	sht	\$ 10.01	\$ 12.52	18	14.39
MEKW1003	Brickbond Carrara White (2 x 4)	11 x 12	sht	\$ 11.31	\$ 12.51	18	16.27
MEKWA1003	Herringbone Carrara White (2 x 4)	11 x 11	sht	\$ 10.01	\$ 12.52	18	14.39
MNCKT1001	Hexagon Calacatta Royal (4")	10 x 12	sht	\$ 11.34	\$ 14.28	18	14.29
MNCKW1003	Hexagon Carrara White (4")	10 x 12	sht	\$ 11.34	\$ 14.28	18	14.29

Miki | Bee Box Mosaics || 2 x 2

PG: AXZH

<u>CODE</u>	<u>DESCRIPTION</u>	<u>SHT. SIZE</u>	<u>UNIT</u>	<u>BKT. I /SHT</u>	<u>BKT I / SF</u>	<u>QTY/CTN</u>	<u>SQ. FT./CTN</u>
MBU2X103	Charcoal	11 x 12	sht	\$ 13.95	\$ 14.19	20	19.66
MBU2X105	Special White	11 x 12	sht	\$ 13.02	\$ 13.24	20	19.66
MBU2X14	Slate Grey	11 x 12	sht	\$ 12.85	\$ 13.07	20	19.66
MBU2X15	Light Grey	11 x 12	sht	\$ 12.47	\$ 12.68	20	19.66
MBU2X29	Off White	11 x 12	sht	\$ 12.47	\$ 12.68	20	19.66

Miki | Basic Glazed Mosaics || 1 x 3

PG: AXL

<u>CODE</u>	<u>DESCRIPTION</u>	<u>SHT. SIZE</u>	<u>UNIT</u>	<u>BKT. I /PC</u>	<u>BKT I / SF</u>	<u>QTY/CTN</u>	<u>SQ. FT./CTN</u>
MBM1304	Black	12 x 12	sht.	\$ 11.79	\$ 12.14	20	19.42
MBM1318	Green	12 x 12	sht.	\$ 11.15	\$ 11.48	20	19.42
MBM1301	White	12 x 12	sht.	\$ 10.88	\$ 11.21	20	19.42
MBM1338	Bronze Grey	12 x 12	sht.	\$ 11.68	\$ 12.03	20	19.42
MBM1339	Charcoal Grey	12 x 12	sht.	\$ 11.68	\$ 12.03	20	19.42

F.O.B. Toronto / Hamilton / Peterborough
 H.S.T. to be added where applicable.
 Prices, terms and conditions of sales are subject to change without notice.
 All Returned goods must be prepaid. Full unopened cartons.

WALL & FLOOR TILE SYSTEMS

Bella Casa | Logan, Robson (Decor), Mohair || 12 x 24, 18 x 18

PG: ANO

<u>CODE</u>	<u>DESCRIPTION</u>	<u>SIZE</u>	<u>UNIT</u>	<u>BKT I / PC</u>		<u>BKT I / SF</u>	<u>QTY/CTN</u>	<u>SQ. FT./CTN</u>	
LG707	Logan Beige Glossy	12 x 24	pc.	\$	15.56	\$	8.09	7	13.46
LG717	Robson Beige Glossy	12 x 24	pc.	\$	16.95	\$	8.82	7	13.46
MH78	Mohair Beige Matte	18 x 18	pc.	\$	17.83	\$	8.09	5	11.02
LG407	Logan Blanco Glossy	12 x 24	pc.	\$	15.56	\$	8.09	7	13.46
LG417	Robson Blanco Glossy	12 x 24	pc.	\$	16.95	\$	8.82	7	13.46
MH48	Mohair Blanco Matte	18 x 18	pc.	\$	17.83	\$	8.09	5	11.02
LG307	Logan Grey Glossy	12 x 24	pc.	\$	15.56	\$	8.09	7	13.46
LG317	Robson Grey Glossy	12 x 24	pc.	\$	16.95	\$	8.82	7	13.46
MH38	Mohair Grey Matte	18 x 18	pc.	\$	17.83	\$	8.09	5	11.02

Equipe | Carrara || 3 x 6, 3 x 12, 7 x 8

PG: A0T2

<u>CODE</u>	<u>DESCRIPTION</u>	<u>SIZE</u>	<u>UNIT</u>	<u>BKT I / PC</u>		<u>BKT I / SF</u>	<u>QTY/CTN</u>	<u>SQ. FT./CTN</u>	
CA23079N	Carrara Glossy	3 x 6	pc.	\$	1.39	\$	11.35	44	5.39
CA23087	Carrara Glossy	3 x 12	pc.	\$	2.90	\$	11.72	44	10.89
CA23080N	Carrara Matte	3 x 6	pc.	\$	1.39	\$	11.35	44	5.39
CA23088	Carrara Matte	3 x 12	pc.	\$	2.90	\$	11.72	44	10.89
CA23101N	Carrara Hexagon Matte	7 x 8	pc.	\$	3.76	\$	12.23	25	7.69
CA23083NN	Carrara Metro Glossy	3 x 6	pc.	\$	1.39	\$	11.35	44	5.39
CA23085N	Carrara Metro Glossy	3 x 12	pc.	\$	2.79	\$	11.27	44	10.89
CA23084N	Carrara Metro Matte	3 x 6	pc.	\$	1.39	\$	11.35	44	5.39
CA23086N	Carrara Metro Matte	3 x 12	pc.	\$	2.79	\$	11.27	44	10.89

Equipe | Hexatile (Porcelain Floor, Ceramic Wall - Glossy) || Approx. 7 x 8

PG: A0X/AOX1

<u>CODE</u>	<u>DESCRIPTION</u>	<u>SIZE</u>	<u>UNIT</u>	<u>BKT I / PC</u>		<u>BKT I / SF</u>	<u>QTY/CTN</u>	<u>SQ. FT./CTN</u>	
HE20519NN	Blanco Glossy	7 x 8	pc.	\$	4.85	\$	15.77	25	7.69
HE20339NN	Blanco Matte	7 x 8	pc.	\$	4.85	\$	15.77	25	7.69
HE20340NN	Gris Matte	7 x 8	pc.	\$	4.85	\$	15.77	25	7.69
HE20338NN	Negro Matte	7 x 8	pc.	\$	5.16	\$	16.78	25	7.69
HE22092NN	Cement White	7 x 8	pc.	\$	4.71	\$	15.32	25	7.69
HE22093NN	Cement Grey	7 x 8	pc.	\$	4.71	\$	15.32	25	7.69
HE22094NN	Cement Black	7 x 8	pc.	\$	4.71	\$	15.32	25	7.69
HE22095NN	Cement Sand	7 x 8	pc.	\$	4.71	\$	15.32	25	7.69
HE22098N	Cement Garden Sand (Random Designs)	7 x 8	ctn.	\$	133.88			25	7.69
HE22099N	Cement Garden Grey (Random Designs)	7 x 8	ctn.	\$	133.88			25	7.69

F.O.B. Toronto / Hamilton / Peterborough

H.S.T. to be added where applicable.

Prices, terms and conditions of sales are subject to change without notice.

All Returned goods must be prepaid. Full unopened cartons.

WALL & FLOOR TILE SYSTEMS

Equipé | Heritage (Porcelain Floor, Ceramic Wall) || Approx. 7 x 8

PG: A0X1

<u>CODE</u>	<u>DESCRIPTION</u>	<u>SIZE</u>	<u>UNIT</u>	<u>BKT I / PC</u>	<u>BKT I / SF</u>	<u>QTY/CTN</u>	<u>SQ. FT./CTN</u>
HER24956	Heritage Wine	7 x 8	pc.	\$ 4.99	\$ 16.23	25	7.69
HER24953	Heritage Jungle	7 x 8	pc.	\$ 4.99	\$ 16.23	25	7.69
HER24951	Heritage Indigo	7 x 8	pc.	\$ 4.99	\$ 16.23	25	7.69
HER24950	Heritage Snow	7 x 8	pc.	\$ 4.99	\$ 16.23	25	7.69
HER24954	Heritage Carbon	7 x 8	pc.	\$ 4.99	\$ 16.23	25	7.69
HER24955	Heritage Wheat	7 x 8	pc.	\$ 4.99	\$ 16.23	25	7.69
HER24952	Heritage Shadow	7 x 8	pc.	\$ 4.99	\$ 16.23	25	7.69
HER24957	Heritage Rose	7 x 8	pc.	\$ 4.99	\$ 16.23	25	7.69

Boxes contain a mix of matte and glossy tiles.

Pamesa | Capua || 10 x 20

PG: AWA

<u>CODE</u>	<u>DESCRIPTION</u>	<u>SIZE</u>	<u>UNIT</u>	<u>BKT I / PC</u>	<u>BKT I / SF</u>	<u>QTY/CTN</u>	<u>SQ. FT./CTN</u>
CABL1020N	Blanco	10 x 20	pc.	\$ 10.84	\$ 7.80	14	19.44
CAMUPE	Multi Perla	10 x 20	pc.	\$ 12.06	\$ 8.68	14	19.44

Vitra | Serenity Series || 8 x 10, 10 x 16, 13 x 13

PG: A5M

<u>CODE</u>	<u>DESCRIPTION</u>	<u>SIZE</u>	<u>UNIT</u>	<u>BKT I / PC</u>	<u>BKT I / SF</u>	<u>QTY/CTN</u>	<u>SQ. FT./CTN</u>
K931981	White	13 x 13	pc.	\$ 5.84	\$ 5.00	9	10.51

Vitra | Linen Series || 8 x 10, 13 x 13

PG: A5P

<u>CODE</u>	<u>DESCRIPTION</u>	<u>SIZE</u>	<u>UNIT</u>	<u>BKT I / PC</u>	<u>BKT I / SF</u>	<u>QTY/CTN</u>	<u>SQ. FT./CTN</u>
K933344	White Field	8 x 10	pc.	\$ 2.42	\$ 4.36	20	11.11
K939574	White Field	13 x 13	pc.	\$ 5.84	\$ 5.00	9	10.51
K937570	Grey Field	8 x 10	pc.	\$ 2.42	\$ 4.36	20	11.11
K939563	Grey Field	13 x 13	pc.	\$ 5.84	\$ 5.00	9	10.51
K937581	Beige	8 x 10	pc.	\$ 2.42	\$ 4.36	20	11.11
K939585	Beige	13 x 13	pc.	\$ 5.84	\$ 5.00	9	10.51

F.O.B. Toronto / Hamilton / Peterborough
 H.S.T. to be added where applicable.
 Prices, terms and conditions of sales are subject to change without notice.
 All Returned goods must be prepaid. Full unopened cartons.

MOSAICS & DECORATIVE WALL TILE

Centura | Flower Marble Mosaics || 12 x 11 sht.

PG: AXZL

<u>CODE</u>	<u>DESCRIPTION</u>	<u>SHT. SIZE</u>	<u>UNIT</u>	<u>BKT. I /SHT</u>	<u>BKT I / SF</u>	<u>QTY/CTN</u>	<u>SQ. FT./CTN</u>
WGMMFL002	Yugoslavia White & Grey	12 x 11	sht.	\$ 31.42	\$ 33.94	10	9.26
WGMMFL003	Snow White & Crystal White	12 x 11	sht.	\$ 33.50	\$ 36.19	10	9.26
WGMMFL004	Yunnan White & Yugoslavia White	12 x 11	sht.	\$ 28.16	\$ 30.42	10	9.26
WGMMFL006	Carrara White & Crystal White	12 x 11	sht.	\$ 32.09	\$ 34.67	10	9.26

Centura | Harmony Glass Mosaics || 12 x 12 sht.

PG: AX15

<u>CODE</u>	<u>DESCRIPTION</u>	<u>SHT. SIZE</u>	<u>UNIT</u>	<u>BKT. I /SHT</u>	<u>BKT I / SF</u>	<u>QTY/CTN</u>	<u>SQ. FT./CTN</u>
MKG29	Dark Grey	12 x 12	sht.	\$ 26.35	\$ 27.42	14	13.45

Miki | Castle Mosaics || 2 x 4

PG: AXZE

<u>CODE</u>	<u>DESCRIPTION</u>	<u>SHT. SIZE</u>	<u>UNIT</u>	<u>BKT. I /PC</u>	<u>BKT I / SF</u>	<u>QTY/CTN</u>	<u>SQ. FT./CTN</u>
BHE02118V	Grey	12 x 11	sht.	\$ 11.03	\$ 11.92	18	16.66
BHE02122V	Pewter	12 x 11	sht.	\$ 11.34	\$ 12.25	18	16.66
HE6470V	White	12 x 11	sht.	\$ 11.03	\$ 11.92	18	16.66

Miki | Concave Border || 3/4 x 6

PG: AXZN

<u>CODE</u>	<u>DESCRIPTION</u>	<u>SIZE</u>	<u>UNIT</u>	<u>BKT. I /PC</u>	<u>BKT. I /SF</u>	<u>QTY/CTN</u>	<u>SQ. FT./CTN</u>
BHTH06148	Matcha	3/4 x 6	pc.	\$ 17.73	\$ 18.60	11	10.48
BHTH01036	Pott White	3/4 x 6	pc.	\$ 16.17	\$ 16.97	11	10.48
BHTH02126	Weath Grey	3/4 x 6	pc.	\$ 16.17	\$ 16.97	11	10.48
BHTH06096	Cel Green	3/4 x 6	pc.	\$ 16.17	\$ 16.97	11	10.48
BHTH08248	Ink Black	3/4 x 6	pc.	\$ 16.17	\$ 16.97	11	10.48

Miki | Drop Hex || .6 x .6

PG: AXZP

<u>CODE</u>	<u>DESCRIPTION</u>	<u>SIZE</u>	<u>UNIT</u>	<u>BKT. I /PC</u>	<u>BKT. I /SF</u>	<u>QTY/CTN</u>	<u>SQ. FT./CTN</u>
15SHWM47	Coal Mix Mosaic (12X12)	12 x 12	sht.	\$ 19.74	\$ 21.97	11	9.88
15SHWM48	Rock Mix Mosaic (12X12)	12 x 12	sht.	\$ 19.74	\$ 21.97	11	9.88
15SHWM52	Snow Mix Mosaic (12X12)	12 x 12	sht.	\$ 19.74	\$ 21.97	11	9.88
15SHWM28	Mono Mix Mosaic (12X12)	12 x 12	sht.	\$ 19.74	\$ 21.97	11	9.88
15SHM74	Sand Mosaic (12X12)	12 x 12	sht.	\$ 19.74	\$ 21.97	11	9.88
15SHM56	Black Mosaic (12X12)	12 x 12	sht.	\$ 19.74	\$ 21.97	11	9.88
15SHM84	Steel Mosaic (12X12)	12 x 12	sht.	\$ 19.74	\$ 21.97	11	9.88
15SHM100	White Mosaic (12X12)	12 x 12	sht.	\$ 19.74	\$ 21.97	11	9.88

F.O.B. Toronto / Hamilton / Peterborough

H.S.T. to be added where applicable.

Prices, terms and conditions of sales are subject to change without notice.

All Returned goods must be prepaid. Full unopened cartons.

MOSAICS & DECORATIVE WALL TILE

Miki | Florentina || 12 x 12

PG: AXZN

<u>CODE</u>	<u>DESCRIPTION</u>	<u>SIZE</u>	<u>UNIT</u>	<u>BKT. I/PC</u>		<u>BKT. I/SF</u>	<u>QTY/CTN</u>	<u>SQ. FT./CTN</u>
1W6A3090	Old Brown	12 x 12	pc.	\$ 24.33	\$ 25.14	14	13.55	
1W6A3085	Roman Blue	12 x 12	pc.	\$ 24.33	\$ 25.14	14	13.55	
1W6A3089	Mint	12 x 12	pc.	\$ 24.33	\$ 25.14	14	13.55	
1W6A3081	Sunset	12 x 12	pc.	\$ 24.33	\$ 25.14	14	13.55	
1W6A3086	Summer	12 x 12	pc.	\$ 24.33	\$ 25.14	14	13.55	

Miki | Glass Listellos || 2 x 12

PG: AM0A

<u>CODE</u>	<u>DESCRIPTION</u>	<u>SIZE</u>	<u>UNIT</u>	<u>BKT. I/PC</u>		<u>BKT. I/SF</u>	<u>QTY/CTN</u>	<u>SQ. FT./CTN</u>
MTG119212	Buff	2 x 12	pc.	\$ 3.64	\$ 21.27	60	10.27	
MTG100212	Crystal White	2 x 12	pc.	\$ 3.64	\$ 21.27	60	10.27	
OPUS634212	Beige Border	2 x 12	pc.	\$ 3.64	\$ 21.27	60	10.27	
MTG131212	Dove Grey	2 x 12	pc.	\$ 3.64	\$ 21.27	60	10.27	
OPUS575212	New White	2 x 12	pc.	\$ 3.64	\$ 21.27	60	10.27	
MTG124212	Parchment	2 x 12	pc.	\$ 3.64	\$ 21.27	60	10.27	
OPUS101212	White	2 x 12	pc.	\$ 3.64	\$ 21.27	60	10.27	
OPUS662212	Atmosphere	2 x 12	pc.	\$ 3.64	\$ 21.27	60	10.27	
MTG102212	Sea Haze	2 x 12	pc.	\$ 3.64	\$ 21.27	60	10.27	
OPUS547212	Aquamarine	2 x 12	pc.	\$ 3.64	\$ 21.27	60	10.27	
OPUS612212	Dusk	2 x 12	pc.	\$ 3.64	\$ 21.27	60	10.27	
OPUS109212	Light Grey	2 x 12	pc.	\$ 3.64	\$ 21.27	60	10.27	
OPUS581212	Warm Grey	2 x 12	pc.	\$ 3.64	\$ 21.27	60	10.27	
OPUS661212	Dark Blue	2 x 12	pc.	\$ 3.64	\$ 21.27	60	10.27	
OPUS551212	Black	2 x 12	pc.	\$ 3.64	\$ 21.27	60	10.27	

Miki | Marble Hex || 1x1, 2x2, 4x4

PG: AXZMA

<u>CODE</u>	<u>DESCRIPTION</u>	<u>SIZE</u>	<u>UNIT</u>	<u>BKT. I/PC</u>		<u>BKT. I/SF</u>	<u>QTY/CTN</u>	<u>SQ. FT./CTN</u>
M1HX062H	Black Marquina (1X1)	11 x 12	pc.	\$ 31.08	\$ 34.96	10	8.89	
M1HX113H	Woodvein Light (1X1)	11 x 12	pc.	\$ 28.54	\$ 32.10	10	8.89	
M1HX111H	Athen Grey (1X1)	11 x 12	pc.	\$ 29.48	\$ 33.16	10	8.89	
M1HX093H	Carrara White (1X1)	11 x 12	pc.	\$ 31.27	\$ 35.18	10	8.89	
M2HX062P	Black Marquina (2X2)	12 x 12	pc.	\$ 33.87	\$ 34.63	10	9.78	
M2HX095P	Oriental White (2X2)	12 x 12	pc.	\$ 33.87	\$ 34.63	10	9.78	
M2HX093P	Carrara White (2X2)	12 x 12	pc.	\$ 34.03	\$ 34.80	10	9.78	
M4HX095P	Oriental White (4X4)	12 x 10	pc.	\$ 32.66	\$ 39.44	10	8.28	

F.O.B. Toronto / Hamilton / Peterborough
H.S.T. to be added where applicable.
Prices, terms and conditions of sales are subject to change without notice.
All Returned goods must be prepaid. Full unopened cartons.

MOSAICS & DECORATIVE WALL TILE

Miki | Marble Hex with Metal Line || 1x1, 2x2, 4x4

PG: AXZM

<u>CODE</u>	<u>DESCRIPTION</u>	<u>SIZE</u>	<u>UNIT</u>	<u>BKT. I/PC</u>	<u>BKT. I/SF</u>	<u>QTY/CTN</u>	<u>SQ. FT./CTN</u>
WGMBMT301	Nero (4X4)	14 x 12	pc.	\$ 38.17	\$ 34.48	10	9.78
WGMBMT304	Eastern White (4X4)	14 x 12	pc.	\$ 41.14	\$ 37.16	10	11.07

Miki | Marble Penny || 1x1, 2x2, 4x4

PG: AXZMA

<u>CODE</u>	<u>DESCRIPTION</u>	<u>SIZE</u>	<u>UNIT</u>	<u>BKT. I/PC</u>	<u>BKT. I/SF</u>	<u>QTY/CTN</u>	<u>SQ. FT./CTN</u>
M17R111H	Athen Grey (3/4x3/4)	12 x 12	pc.	\$ 41.62	\$ 43.67	10	11.07
M17R113H	Woodvein Light (3/4x3/4)	12 x 12	pc.	\$ 41.62	\$ 43.67	10	11.07
M17R093H	Carrara White (3/4x3/4)	12 x 12	pc.	\$ 47.16	\$ 49.48	10	9.53
M17R062H	Black Marquina (3/4x3/4)	12 x 12	pc.	\$ 45.64	\$ 47.89	10	9.53

Miki | Marble Rhombus || 4x3.25

PG: AXZMA

<u>CODE</u>	<u>DESCRIPTION</u>	<u>SIZE</u>	<u>UNIT</u>	<u>BKT. I/PC</u>	<u>BKT. I/SF</u>	<u>QTY/CTN</u>	<u>SQ. FT./CTN</u>
M4LHXP093P095P	Carrara Framed Rhombus (4X3.25)	11 x 12	pc.	\$ 33.60	\$ 35.29	10	9.53

Miki | Small Lantern Mosaics || 2in

PG: AXZF

<u>CODE</u>	<u>DESCRIPTION</u>	<u>SHT. SIZE</u>	<u>UNIT</u>	<u>BKT. I/PC</u>	<u>BKT. I/SF</u>	<u>QTY/CTN</u>	<u>SQ. FT./CTN</u>
BHWA03026	Cream Glossy	10 x 12	sht.	\$ 10.63	\$ 14.06	20	15.12
BHWA06018	Brown Glossy	10 x 12	sht.	\$ 10.63	\$ 14.06	20	15.12
BHWA06032	Green Glossy	10 x 12	sht.	\$ 10.63	\$ 14.06	20	15.12
BHWA08060	Blue Glossy	10 x 12	sht.	\$ 10.63	\$ 14.06	20	15.12
HWA6470	White Glossy	10 x 12	sht.	\$ 9.92	\$ 13.13	20	15.12
HWA6570	White Matte	10 x 12	sht.	\$ 9.92	\$ 13.13	20	15.12

F.O.B. Toronto / Hamilton / Peterborough
H.S.T. to be added where applicable.
Prices, terms and conditions of sales are subject to change without notice.
All Returned goods must be prepaid. Full unopened cartons.

MOSAICS & DECORATIVE WALL TILE

Onix | Opalo / Mystic || 1 x 1, 1 x 2**PG: AYH**

<u>CODE</u>	<u>DESCRIPTION</u>	<u>SHT. SIZE</u>	<u>UNIT</u>	<u>BKT. I /SHT</u>	<u>BKT I / SF</u>	<u>QTY/CTN</u>	<u>SQ. FT./CTN</u>
2002892	12X12 NatureGlass Hex Black(12X12)	12 x 12	sht.	\$ 19.98	\$ 21.28	6	5.63
2002893	12X12 NatureGlass Hex White	12 x 12	sht.	\$ 19.98	\$ 21.28	6	5.63
2003276	1X1 Stone Silver Matte 13X13	12 x 12	sht.	\$ 22.35	\$ 21.49	5	5.20
2003288	1X1 Stone Thelma Matte 13X13	12 x 12	sht.	\$ 21.41	\$ 20.59	5	5.20
ESS2002692N	1X1 Essence Carrara Mix Gry (12X12)	12 x 12	sht.	\$ 45.10	\$ 41.97	5	5.37
GE2003002	10X12 Geo Hex Pattern 1	12 x 12	sht.	\$ 32.65	\$ 43.46	6	4.51
HEXST2924	12X12 Hex EcoStones Carrara Matt	12 x 12	sht.	\$ 21.74	\$ 22.97	6	5.68
HEXST3246	12X12 Hexagon Stones Statuario Mat	12 x 18	sht.	\$ 26.00	\$ 27.48	6	5.68
HEXST3257	1X1 Hexagon Stone Nero Marquina Mat	12 x 12	sht.	\$ 27.27	\$ 28.82	6	5.68
MYARMO	1X1 Mystic Glass Arola (13X13)	12 x 12	sht.	\$ 49.98	\$ 40.99	5	6.10
MYARMON	1X1 Mystic Glass Arola (12X12)	12 x 12	sht.	\$ 47.98	\$ 44.65	5	5.37
NAGLBLKHEX	2X2 XL NatureGlass Hex Black	13 x 13	sht.	\$ 28.01	\$ 32.07	6	5.24
NAGLWHHEX	2X2 XL NatureGlass Hex White	13 x 13	sht.	\$ 27.23	\$ 31.18	6	5.24
OPBLHEX	12X12 Opalo White Hexagon Mosaic	12 x 12	sht.	\$ 24.98	\$ 25.86	6	5.79
OPBLMO	1X1 Opalo Blanco (12X18)	12 x 18	sht.	\$ 38.30	\$ 24.55	14	21.84
OPSTBKHEX	12X12 Opalo Stoneglass Black Hexago	12 x 12	sht.	\$ 24.70	\$ 25.57	6	5.79
OPSTBLHEX	12X12 Opalo Stoneglass White Hexag	12 x 12	sht.	\$ 23.65	\$ 24.49	6	5.79
OPSTBLMON	1X1 Opalo Stoneglass Blanco (12X12)	12 x 12	sht.	\$ 26.51	\$ 25.57	10	10.37
OPSTGRHEX	12X12 Opalo Stoneglass Grey Hexago	12 x 12	sht.	\$ 23.65	\$ 24.49	6	5.79
OPSTNEMON	1X1 Opalo Stoneglass Nero (12X12)	12 x 12	sht.	\$ 26.51	\$ 25.83	10	10.26
Special Order							
COS2002703N	Cosmic - Firenze (1 x 1)	12 x 12	sht.	\$ 61.96	\$ 59.46	5	5.21
COS2002704N	Cosmic - Livorno (1 x 1)	12 x 12	sht.	\$ 73.79	\$ 70.81	5	5.21
COS2002705N	Cosmic - Lucca (1 x 1)	12 x 12	sht.	\$ 84.27	\$ 80.87	5	5.21
MYISMON	Mystic Glass - Islande (1 x 1)	12 x 12	sht.	\$ 47.98	\$ 44.65	5	5.37
OPNEMO	Opalo - Negro (1 x 1)	12 x 18	sht.	\$ 38.30	\$ 24.55	14	21.84
Stocked in Montreal							
CB2002362	Shading Blends - Grey Blend 8 (1 x 1)	12 x 18	sht.	\$ 33.83	\$ 21.49	14	22.04
OPSTGRMO	Opalo StoneGlass - Gris (1 x 1)	13 x 13	sht.	\$ 26.51	\$ 22.16	9	10.77

F.O.B. Toronto / Hamilton / Peterborough
H.S.T. to be added where applicable.
Prices, terms and conditions of sales are subject to change without notice.
All Returned goods must be prepaid. Full unopened cartons.

MOSAICS & DECORATIVE WALL TILE

Onix | Zement Mosaics || 1 x 1

PG: AYI

<u>CODE</u>	<u>DESCRIPTION</u>	<u>SHT. SIZE</u>	<u>UNIT</u>	<u>BKT. I /SHT</u>	<u>BKT I / SF</u>	<u>QTY/CTN</u>	<u>SQ. FT./CTN</u>
ZEGRHEX	Hexagon Grey	12 x 12	sht	\$ 27.08	\$ 28.84	6	5.63
ZESAHEX	Hexagon Sand	12 x 12	sht	\$ 27.08	\$ 28.84	6	5.63
ZEGR	Grey	12 x 12	sht	\$ 27.08	\$ 26.02	5	5.20
ZEOXDK	Oxide Dark	12 x 12	sht	\$ 27.08	\$ 26.02	5	5.20

Onix | Ecostones Mosaics || 1 x 1

PG: AYJ

<u>CODE</u>	<u>DESCRIPTION</u>	<u>SHT. SIZE</u>	<u>UNIT</u>	<u>BKT. I /SHT</u>	<u>BKT I / SF</u>	<u>QTY/CTN</u>	<u>SQ. FT./CTN</u>
ESTVEWHMHEX	Hex Venato White Matte	12 x 12	sht.	\$ 27.76	\$ 29.56	6	5.63
ESTSTMAM12	Statuario Mall Mat	12 x 12	sht.	\$ 22.04	\$ 21.15	5	5.21

Stocked in Montreal

ESTCRMA12	Crema Marfil Mat	12 x 12	sht.	\$ 22.04	\$ 21.15	5	5.21
ESTELMA12	Eleanor Malla	12 x 12	sht.	\$ 22.04	\$ 21.15	5	5.21

Special Order

2002912	Hex Oxide Matte	12 x 12	sht.	\$ 27.76	\$ 26.04	6	6.40
2003263	Onice Mix	12 x 12	sht.	\$ 27.76	\$ 26.04	6	6.40
2003274	Calacatta Matte	12 x 12	sht.	\$ 25.90	\$ 24.89	5	5.20
ESTVEWHM	Venato White Matte	12 x 12	sht.	\$ 25.90	\$ 24.89	5	5.20

Onix | XL Ecostones Hex Mosaics || 2 x 2

PG: AYJ

<u>CODE</u>	<u>DESCRIPTION</u>	<u>SHT. SIZE</u>	<u>UNIT</u>	<u>BKT. I /SHT</u>	<u>BKT I / SF</u>	<u>QTY/CTN</u>	<u>SQ. FT./CTN</u>
CAGOHEX	Calacatta Gold	12 x 12	sht.	\$ 28.90	\$ 33.09	6	5.24
DECOHEX	Denim Copper Glossy	12 x 12	sht.	\$ 28.90	\$ 33.09	6	5.24
INGRHEX	Inverno Grey	12 x 12	sht.	\$ 28.90	\$ 33.09	6	5.24
VEWHHEX	Venato White	12 x 12	sht.	\$ 28.90	\$ 33.09	6	5.24
ZEBLHEX	Zelik Blue Glossy	12 x 12	sht.	\$ 30.73	\$ 35.19	6	5.24
ZEGREHEX	Zelik Green Glossy	12 x 12	sht.	\$ 30.73	\$ 35.19	6	5.24

F.O.B. Toronto / Hamilton / Peterborough

H.S.T. to be added where applicable.

Prices, terms and conditions of sales are subject to change without notice.

All Returned goods must be prepaid. Full unopened cartons.

MOSAICS & DECORATIVE WALL TILE

Onix | Craquele Mosaics || 1 x 1

PG: AYK

<u>CODE</u>	<u>DESCRIPTION</u>	<u>SHT. SIZE</u>	<u>UNIT</u>	<u>BKT. I /SHT</u>	<u>BKT I / SF</u>	<u>QTY/CTN</u>	<u>SQ. FT./CTN</u>
CRAZBLHEX	Hex Azulao Blue	12 x 12	sht.	\$ 27.35	\$ 29.16	6	5.63
CRAZORHEX	Hex Azulao Original	12 x 12	sht.	\$ 27.35	\$ 29.16	6	5.63
CRAZGRHEX	Hex Azulao Grey	12 x 12	sht.	\$ 27.35	\$ 29.16	6	5.63
Special Order							
CRAZGR	Azulao Grey	12 x 12	sht.	\$ 27.35	\$ 26.28	5	5.20
2003518	White Matte	12 x 12	sht.	\$ 27.35	\$ 26.28	5	5.20

Onix | Penny Rounds || 3/4 x 3/4

PG: AYJ1

<u>CODE</u>	<u>DESCRIPTION</u>	<u>SHT. SIZE</u>	<u>UNIT</u>	<u>BKT. I /SHT</u>	<u>BKT I / SF</u>	<u>QTY/CTN</u>	<u>SQ. FT./CTN</u>
PE2005000	Nature Glass Black Ma	12 x 12	sht.	\$ 16.51	\$ 18.82	12	10.53
PE2005002	Natureglass Smooth Gr	12 x 12	sht.	\$ 16.51	\$ 18.82	12	10.53
PE2005004	NatureGlass Taupe Ma	12 x 12	sht.	\$ 16.51	\$ 18.82	12	10.53
PE2005007	NatureGlass Pale Blue	12 x 12	sht.	\$ 16.51	\$ 18.82	12	10.53
PE2005008	NatureGlass White Mat	12 x 12	sht.	\$ 16.51	\$ 18.82	12	10.53
PE2005009	Black Shiny	12 x 12	sht.	\$ 16.51	\$ 18.82	12	10.53
PE2005011	Smooth Grey Shiny	12 x 12	sht.	\$ 16.51	\$ 18.82	12	10.53
PE2005014	White Shiny	12 x 12	sht.	\$ 16.51	\$ 18.82	12	10.53
PE2005018	Ecoston Grafito Matt	12 x 12	sht.	\$ 23.97	\$ 27.33	12	10.53
PE2005020	Ecoston Cal.Gold Mat	12 x 12	sht.	\$ 23.97	\$ 27.33	12	10.53
PE2005128	Ecoston Venato White	12 x 12	sht.	\$ 23.97	\$ 27.33	12	10.53
PE2005156	Vanguard Saona Gloss	12 x 12	sht.	\$ 23.97	\$ 27.33	12	10.53
PE2005290	Vanguard Storm Glossy	12 x 12	sht.	\$ 23.97	\$ 27.33	12	10.53
PE2005297	Vanguard Iridis Grey	12 x 12	sht.	\$ 23.97	\$ 27.33	12	10.53

Special Order

PE2005001	Nature Glass Dark Grey	12 x 12	sht.	\$ 16.51	\$ 18.82	12	10.53
PE2005019	Ecoston Fosco Matte	12 x 12	sht.	\$ 23.97	\$ 27.33	12	10.53

Onix | Penta Mosaics || 2 x 2

PG: AYO

<u>CODE</u>	<u>DESCRIPTION</u>	<u>SHT. SIZE</u>	<u>UNIT</u>	<u>BKT. I /SHT</u>	<u>BKT I / SF</u>	<u>QTY/CTN</u>	<u>SQ. FT./CTN</u>
PEONM	Onice Matte	12 x 12	sht.	\$ 25.77	\$ 24.77	5	5.20
PEVEWHM	Venato White Matte	12 x 12	sht.	\$ 25.77	\$ 24.77	5	5.20
Special Order							
PEMISHM	Mixed Shade Matte	12 x 12	sht.	\$ 27.63	\$ 26.56	5	5.20
PENECAM	Nero Calatoraro Matte	12 x 12	sht.	\$ 27.63	\$ 26.56	5	5.20
PEOLM	Olden Matte	12 x 12	sht.	\$ 27.97	\$ 26.88	5	5.20

F.O.B. Toronto / Hamilton / Peterborough
H.S.T. to be added where applicable.

Prices, terms and conditions of sales are subject to change without notice.
All Returned goods must be prepaid. Full unopened cartons.

MOSAICS & DECORATIVE WALL TILE

Onix | StoneGlass / Blend Mosaics || 1 x 1

PG: AYO2

<u>CODE</u>	<u>DESCRIPTION</u>	<u>SHT. SIZE</u>	<u>UNIT</u>	<u>BKT. I /SHT</u>	<u>BKT I / SF</u>	<u>QTY/CTN</u>	<u>SQ. FT./CTN</u>
STGLLBHEX	Hex Stoneglass Light Brun	12 x 12	sht.	\$ 17.96	\$ 19.14	6	5.63
STGLGAHEX	Hex Stoneglass Gainsboro	12 x 12	sht.	\$ 17.96	\$ 19.14	6	5.63
STBLSMHEX	Hex Stone Blend Smoke	12 x 12	sht.	\$ 22.95	\$ 24.46	6	5.63
STBLANHEX	Hex Stone blend Anchor	12 x 12	sht.	\$ 22.95	\$ 24.46	6	5.63

Onix | XL Stoneglass Hex Mosaics || 2 x 2

PG: AYO2

<u>CODE</u>	<u>DESCRIPTION</u>	<u>SHT. SIZE</u>	<u>UNIT</u>	<u>BKT. I /SHT</u>	<u>BKT I / SF</u>	<u>QTY/CTN</u>	<u>SQ. FT./CTN</u>
STGLWHHEX	White Glossy	12 x 12	sht.	\$ 26.76	\$ 30.64	6	5.24
STOPBLHEX	Opalo Black Glossy	12 x 12	sht.	\$ 26.76	\$ 30.64	6	5.24

F.O.B. Toronto / Hamilton / Peterborough
 H.S.T. to be added where applicable.
 Prices, terms and conditions of sales are subject to change without notice.
 All Returned goods must be prepaid. Full unopened cartons.

WALL TILE

Aparici | Gatsby || 8 x 8

PG: AG10

<u>CODE</u>	<u>DESCRIPTION</u>	<u>SIZE</u>	<u>UNIT</u>	<u>BKT 1 / PC</u>	<u>BKT 1 / SF</u>	<u>QTY/CTN</u>	<u>SQ. FT./CTN</u>
GAWH	White Matte	8 x 8	pc.	\$ 5.11	\$ 12.10	25	10.56
GALETI	Lead Tin Matte	8 x 8	ctn.	\$ 135.91	\$ 14.62	22	9.47
GAGRTI	Green Tin Matte	8 x 8	ctn.	\$ 135.91	\$ 14.62	22	9.47
GAWHTI	White Tin Matte	8 x 8	ctn.	\$ 135.91	\$ 14.62	22	9.47

Belite| Rainbow || 4 x 16

PG: AHX

<u>CODE</u>	<u>DESCRIPTION</u>	<u>SIZE</u>	<u>UNIT</u>	<u>BKT 1 / PC</u>	<u>BKT 1 / SF</u>	<u>QTY/CTN</u>	<u>SQ. FT./CTN</u>
FL416WMN	White Mat #1	4 x 16	sq. ft.	\$ 3.18	\$ 7.35	25	10.81
FL416WGN	White Glossy #1	4 x 16	sq. ft.	\$ 3.18	\$ 7.35	25	10.81
FL416TU	Turquoise Glossy #93	4 x 16	sq. ft.	\$ 4.15	\$ 9.60	25	10.81
FL416SP	Spice Glossy #80	4 x 16	sq. ft.	\$ 4.74	\$ 10.96	25	10.81
FL416SLBM	Slate Blue Mat #57	4 x 16	sq. ft.	\$ 3.48	\$ 8.05	25	10.81
FL416SLB	Slate Blue Glossy#57	4 x 16	sq. ft.	\$ 3.48	\$ 8.05	25	10.81
FL416SM	Silk Mat #21	4 x 16	sq. ft.	\$ 3.48	\$ 8.05	25	10.81
FL416SG	Silk Glossy #21	4 x 16	sq. ft.	\$ 3.48	\$ 8.05	25	10.81
FL416SGN	Silk Glossy #21	4 x 16	sq. ft.	\$ 3.48	\$ 8.05	25	10.81
FL416SA	Sage Glossy #90	4 x 16	sq. ft.	\$ 4.15	\$ 9.60	25	10.81
FL416SAN	Sage Glossy #90	4 x 16	sq. ft.	\$ 4.15	\$ 9.60	25	10.81
FL416RMN	Red Mat	4 x 16	sq. ft.	\$ 4.74	\$ 10.96	25	10.81
FL416OB	Ocean Blue Gloss #92	4 x 16	sq. ft.	\$ 4.15	\$ 9.60	25	10.81
FL416LI	Limen Glossy #88	4 x 16	sq. ft.	\$ 4.15	\$ 9.60	25	10.81
FL416GUM	Gunmetal Mat #58	4 x 16	sq. ft.	\$ 4.15	\$ 9.60	25	10.81
FL416GU	Gunmetal Glossy #58	4 x 16	sq. ft.	\$ 4.15	\$ 9.60	25	10.81
FL416GUN	Gunmetal Glossy #58	4 x 16	sq. ft.	\$ 4.15	\$ 9.60	25	10.81
FL416FM	Fog Mat #60	4 x 16	sq. ft.	\$ 4.15	\$ 9.60	25	10.81
FL416FG	Fog Glossy #60	4 x 16	sq. ft.	\$ 4.15	\$ 9.60	25	10.81
FL416FGN	Fog Glossy #60	4 x 16	sq. ft.	\$ 4.15	\$ 9.60	25	10.81
FL416DMN	Denim Mat #37	4 x 16	sq. ft.	\$ 3.48	\$ 8.05	25	10.81
FL416DEN	Denim Glossy #37	4 x 16	sq. ft.	\$ 3.48	\$ 8.05	25	10.81
FL416BMN	Black Mat	4 x 16	sq. ft.	\$ 4.74	\$ 10.96	25	10.81
FL416BGN	Black Glossy	4 x 16	sq. ft.	\$ 4.74	\$ 10.96	25	10.81
FL416AMN	Alabaster Mat #8	4 x 16	sq. ft.	\$ 3.18	\$ 7.35	25	10.81
FL416ALN	Alabaster Glossy #8	4 x 16	sq. ft.	\$ 3.18	\$ 7.35	25	10.81

F.O.B. Toronto / Hamilton / Peterborough
H.S.T. to be added where applicable.
Prices, terms and conditions of sales are subject to change without notice.
All Returned goods must be prepaid. Full unopened cartons.

WALL TILE

Centura | White Program || 8 x 10

PG: ACQ

<u>CODE</u>	<u>DESCRIPTION</u>	<u>SIZE</u>	<u>UNIT</u>	<u>BKT 1 / PC</u>	<u>BKT 1 / SF</u>	<u>QTY/CTN</u>	<u>SQ. FT./CTN</u>
4225	White Glossy	8 x 10	pc.	\$ 2.49	\$ 4.63	20	10.76

Epoca | Design Positive Loft Series || 8 x 20

PG: A0M

<u>CODE</u>	<u>DESCRIPTION</u>	<u>SIZE</u>	<u>UNIT</u>	<u>BKT 1 / PC</u>	<u>BKT 1 / SF</u>	<u>QTY/CTN</u>	<u>SQ. FT./CTN</u>
D2PPR04	2 Mushroom 4	8 x 20	pc.	\$ 11.73	\$ 10.56	7	7.78
D2PTP06	2 Taupe 6	8 x 20	pc.	\$ 11.73	\$ 10.56	7	7.78
LOBBL0	Loft White Mat 0	8 x 20	pc.	\$ 11.45	\$ 10.31	7	7.78
LOBBL0NN	Loft White Mat 0	8 x 20	pc.	\$ 11.45	\$ 10.31	13	14.44
LOBBL0NNN	Loft White Mat 0	8 x 20	pc.	\$ 11.45	\$ 10.31	13	14.44
LOBIV5	Loft White Ivory 5	8 x 20	pc.	\$ 11.73	\$ 10.56	7	7.78
LOBLBBN	Loft White Brillnt	8 x 20	pc.	\$ 11.73	\$ 10.56	13	14.44
LOBLBBNN	Loft White Brillnt	8 x 20	pc.	\$ 11.73	\$ 10.56	13	14.44
LOBRT3	Loft Brown Taupe 3	8 x 20	pc.	\$ 11.73	\$ 10.56	7	7.78
LOGGR1	Loft Black 1	8 x 20	pc.	\$ 11.73	\$ 10.56	7	7.78
LOGGR3	Loft Grey 3	8 x 20	pc.	\$ 11.73	\$ 10.56	7	7.78
LOGRG3	Loft Grey Gal 3	8 x 20	pc.	\$ 11.73	\$ 10.56	7	7.78
LOGRG3N	Loft Grey Gal 3	8 x 20	pc.	\$ 11.73	\$ 10.56	13	14.44
LOGRG5	Loft Grey Gal 5	8 x 20	pc.	\$ 11.73	\$ 10.56	7	7.78
LOGRZ1	Loft Grey Zing 1	8 x 20	pc.	\$ 11.73	\$ 10.56	7	7.78
LOROR3	Loft Red 3	8 x 20	pc.	\$ 16.05	\$ 14.45	7	7.78

Equipe | Argile || 2.5 x 10

PG: A0X17

<u>CODE</u>	<u>DESCRIPTION</u>	<u>SIZE</u>	<u>UNIT</u>	<u>BKT 1 / PC</u>	<u>BKT 1 / SF</u>	<u>QTY/CTN</u>	<u>SQ. FT./CTN</u>
ARG27564	Cotto	2.5 x 10	pc.	\$ 1.86	\$ 12.03	34	5.26
ARG27568	Khaki	2.5 x 10	pc.	\$ 1.86	\$ 12.03	34	5.26
ARG27565	Dark	2.5 x 10	pc.	\$ 1.86	\$ 12.03	34	5.26
ARG27569	Siena	2.5 x 10	pc.	\$ 1.86	\$ 12.03	34	5.26
ARG27562	Cacao	2.5 x 10	pc.	\$ 1.86	\$ 12.03	34	5.26
ARG27566	Glacier	2.5 x 10	pc.	\$ 1.86	\$ 12.03	34	5.26
ARG27570	Sky	2.5 x 10	pc.	\$ 1.86	\$ 12.03	34	5.26
ARG27563	Concrete	2.5 x 10	pc.	\$ 1.86	\$ 12.03	34	5.26
ARG27567	Ice	2.5 x 10	pc.	\$ 1.86	\$ 12.03	34	5.26

F.O.B. Toronto / Hamilton / Peterborough
H.S.T. to be added where applicable.
Prices, terms and conditions of sales are subject to change without notice.
All Returned goods must be prepaid. Full unopened cartons.

WALL TILE

Equipe | Country || 5 x 5

PG: A0H

<u>CODE</u>	<u>DESCRIPTION</u>	<u>SIZE</u>	<u>UNIT</u>	<u>BKT 1 / PC</u>	<u>BKT 1 / SF</u>	<u>QTY/CTN</u>	<u>SQ. FT./CTN</u>
CO20944	Gris Claro Glossy	5 x 5	pc.	\$ 2.10	\$ 10.97	57	10.91
CO13238	Blanco Glossy	5 x 5	pc.	\$ 2.10	\$ 10.97	57	10.91
CO13240	Vison Glossy	5 x 5	pc.	\$ 2.10	\$ 10.97	57	10.91
CO13242	Ivory Glossy	5 x 5	pc.	\$ 2.10	\$ 10.97	57	10.91

Equipe | Evolution || 1 x 8, 2 x 16

PG: A0V

<u>CODE</u>	<u>DESCRIPTION</u>	<u>SIZE</u>	<u>UNIT</u>	<u>BKT 1 / PC</u>	<u>BKT 1 / SF</u>	<u>QTY/CTN</u>	<u>SQ. FT./CTN</u>
EV14007	Blanco Matte	2 x 16	pc.	\$ 2.38	\$ 10.71	50	11.11
EV12482	Blanco Brillo	2 x 16	pc.	\$ 2.38	\$ 10.71	50	11.11
EV20967	Gris Claro Brillo	2 x 16	pc.	\$ 2.38	\$ 10.71	50	11.11
EV20968	Gris Oscuro Brillo	2 x 16	pc.	\$ 2.38	\$ 10.71	50	11.11
EV20210	Cream Brillo	2 x 16	pc.	\$ 2.38	\$ 10.71	50	11.11
EV13666	Negro Matte	2 x 16	pc.	\$ 2.98	\$ 13.41	50	11.11
EV13665	Negro Brillo	2 x 16	pc.	\$ 2.98	\$ 13.41	50	11.11
EV1444	Negro Torello Brillo	1 x 8	pc.	\$ 7.14		21	
EV20181	Blanco Torello Brillo	1 x 8	pc.	\$ 7.14		21	

Equipe | Mallorca || 3 x 8, 4 x 4

PG: A0X3

<u>CODE</u>	<u>DESCRIPTION</u>	<u>SIZE</u>	<u>UNIT</u>	<u>BKT 1 / PC</u>	<u>BKT 1 / SF</u>	<u>QTY/CTN</u>	<u>SQ. FT./CTN</u>
MAL23251	White	3 x 8	pc.	\$ 1.75	\$ 12.90	76	10.31
MAL23251N	White	3 x 8	pc.	\$ 1.75	\$ 12.90	38	5.15
MAL23252	Cream	3 x 8	pc.	\$ 1.75	\$ 12.90	76	10.31
MAL23252N	Cream	3 x 8	pc.	\$ 1.75	\$ 12.90	38	5.15
MAL23253	Grey	3 x 8	pc.	\$ 1.75	\$ 12.90	76	10.31
MAL23253N	Grey	3 x 8	pc.	\$ 1.75	\$ 12.90	38	5.15
MAL23254	Blue	3 x 8	pc.	\$ 1.75	\$ 12.90	76	10.31
MAL23254N	Blue	3 x 8	pc.	\$ 1.75	\$ 12.90	38	5.15
MAL23255	Green	3 x 8	pc.	\$ 1.75	\$ 12.90	38	5.15
MAL23255OLD	Green	3 x 8	pc.	\$ 1.75	\$ 12.90	76	10.31
MAL23256	Black	3 x 8	pc.	\$ 1.89	\$ 13.93	76	10.31
MAL23256N	Black	3 x 8	pc.	\$ 1.89	\$ 13.93	38	5.15
MAL23257	White	4 x 4	pc.	\$ 1.20	\$ 11.51	50	5.21

F.O.B. Toronto / Hamilton / Peterborough
H.S.T. to be added where applicable.
Prices, terms and conditions of sales are subject to change without notice.
All Returned goods must be prepaid. Full unopened cartons.

WALL TILE

Equipe | Splendours || 3 x 12

PG: A0X10

<u>CODE</u>	<u>DESCRIPTION</u>	<u>SIZE</u>	<u>UNIT</u>	<u>BKT 1 / PC</u>		<u>BKT 1 / SF</u>	<u>QTY/CTN</u>	<u>SQ. FT./CTN</u>
SP23960	White	3 x 12	pc.	\$ 2.78	\$ 11.12		44	11.00
SP23961	Grey	3 x 12	pc.	\$ 2.78	\$ 11.12		44	11.00
SP23962	Black	3 x 12	pc.	\$ 2.78	\$ 11.12		44	11.00
SP23963	Blue Night	3 x 12	pc.	\$ 2.78	\$ 11.12		44	11.00
SP23964	Brown	3 x 12	pc.	\$ 2.78	\$ 11.12		44	11.00
SP23965	Cream	3 x 12	pc.	\$ 2.78	\$ 11.12		44	11.00
SP23966	Green	3 x 12	pc.	\$ 2.78	\$ 11.12		44	11.00

Equipe | Lanse || 2 x 10

PG: A0X18

<u>CODE</u>	<u>DESCRIPTION</u>	<u>SIZE</u>	<u>UNIT</u>	<u>BKT 1 / PC</u>		<u>BKT 1 / SF</u>	<u>QTY/CTN</u>	<u>SQ. FT./CTN</u>
LAN27482	Gray	2 x 10	pc.	\$ 1.50	\$ 11.30		44	5.84
LAN27486	Mint	2 x 10	pc.	\$ 1.50	\$ 11.30		44	5.84
LAN27489	Blue	2 x 10	pc.	\$ 1.50	\$ 11.30		44	5.84
LAN27481	White	2 x 10	pc.	\$ 1.50	\$ 11.30		44	5.84
LAN27485	Viridian	2 x 10	pc.	\$ 1.50	\$ 11.30		44	5.84
LAN27487	Bahia	2 x 10	pc.	\$ 1.50	\$ 11.30		44	5.84
LAN27490	Rose	2 x 10	pc.	\$ 1.50	\$ 11.30		44	5.84
LAN27483	Black	2 x 10	pc.	\$ 1.50	\$ 11.30		44	5.84
LAN27484	Muslin	2 x 10	pc.	\$ 1.50	\$ 11.30		44	5.84
LAN27488	Navy	2 x 10	pc.	\$ 1.50	\$ 11.30		44	5.84
Special Order								
LAN27491	Gold	2 x 10	pc.	\$ 1.83	\$ 13.78		44	5.84
LAN27492	Silver	2 x 10	pc.	\$ 1.83	\$ 13.78		44	5.84

F.O.B. Toronto / Hamilton / Peterborough
 H.S.T. to be added where applicable.
 Prices, terms and conditions of sales are subject to change without notice.
 All Returned goods must be prepaid. Full unopened cartons.

WALL TILE

Equipe | Masia || 3 x 6, 3 x 12

PG: A0W

<u>CODE</u>	<u>DESCRIPTION</u>	<u>SIZE</u>	<u>UNIT</u>	<u>BKT 1 / PC</u>		<u>BKT 1 / SF</u>	<u>QTY/CTN</u>	<u>SQ. FT./CTN</u>
MA20068N	Equipe 3X12 Masia Cream Glossy	3 x 12	pc.	\$	2.88	\$ 11.52	44	11.00
MA20071N	Equipe 3X12 Masia Negro	3 x 12	pc.	\$	3.10	\$ 12.40	44	11.00
MA20073N	Equipe 3X12 Masia Blanco Glossy	3 x 12	pc.	\$	2.88	\$ 11.52	44	11.00
MA20083	Equipe 3X6 Masia Blanco Glossy	3 x 6	pc.	\$	1.43	\$ 11.44	44	5.50
MA20084	Equipe 3X6 Masia Negro	3 x 6	pc.	\$	1.53	\$ 12.24	44	5.50
MA20085	Equipe 3X6 Masia Cream	3 x 6	pc.	\$	1.43	\$ 11.44	44	5.50
MA20167	Equipe 3X6 Masia Crackle Blanco	3 x 6	pc.	\$	1.90	\$ 15.20	44	5.50
MA20169	Equipe 3X6 Masia Crackle Cream	3 x 6	pc.	\$	1.90	\$ 15.20	44	5.50
MA20170	Equipe 3X6 Masia Crackle Light Grey	3 x 6	pc.	\$	1.90	\$ 15.20	44	5.50
MA20175	Equipe 3X6 Masia Blanco Matte	3 x 6	pc.	\$	1.43	\$ 11.44	44	5.50
MA20713	Equipe 3X6 Masia Light Grey Claro	3 x 6	pc.	\$	1.43	\$ 11.44	44	5.50
MA20714	Equipe 3X6 Masia Dark Grey Oscuro	3 x 6	pc.	\$	1.43	\$ 11.44	44	5.50
MA20715N	Equipe 3X12 Masia Light Grey Claro	3 x 12	pc.	\$	2.88	\$ 11.52	44	11.00
MA20716N	Equipe 3X12 Masia Dark Grey Oscuro	3 x 12	pc.	\$	2.88	\$ 11.52	44	11.00
MA21240	Equipe 3X6 Masia Blue	3 x 6	pc.	\$	1.43	\$ 11.44	44	5.50
MA21241	Equipe 3X6 Masia Olive	3 x 6	pc.	\$	1.43	\$ 11.44	44	5.50
MA21243	Equipe 3X6 Masia Jade	3 x 6	pc.	\$	1.43	\$ 11.44	44	5.50
MA21319	Equipe 3X12 Masia Olive	3 x 12	pc.	\$	2.88	\$ 11.52	44	11.00
MA21320N	Equipe 3X12 Masia Jade	3 x 12	pc.	\$	2.88	\$ 11.52	44	11.00
MA21321N	Equipe 3X12 Masia Blue	3 x 12	pc.	\$	2.88	\$ 11.52	44	11.00
MA21329N	Equipe 3X12 Masia Rosso-Red	3 x 12	pc.	\$	3.52	\$ 14.08	44	11.00
MA21330	Equipe 3X6 Masia Rosso	3 x 6	pc.	\$	1.77	\$ 14.16	44	5.50

F.O.B. Toronto / Hamilton / Peterborough
H.S.T. to be added where applicable.
Prices, terms and conditions of sales are subject to change without notice.
All Returned goods must be prepaid. Full unopened cartons.

WALL TILE

Equipe | Metro || 3 x 6, 3 x 12

PG: A0U

<u>CODE</u>	<u>DESCRIPTION</u>	<u>SIZE</u>	<u>UNIT</u>	<u>BKT 1 / PC</u>	<u>BKT 1 / SF</u>	<u>QTY/CTN</u>	<u>SQ. FT./CTN</u>
ME20922NN	Equipe 3X6 Metro Patchwork Colours	3 x 6	ctn	\$ 83.52	\$ 15.52	44	5.38
ME12736NN	Equipe 3X6 Metro Black Glossy	3 x 6	pc.	\$ 1.38	\$ 11.26	44	5.39
ME12737N	Equipe 3X6 Metro Cream Glossy	3 x 6	pc.	\$ 1.31	10.48	88	11.00
ME12737NN	Equipe 3X6 Metro Cream Glossy	3 x 6	pc.	\$ 1.31	\$ 10.48	44	5.50
ME12738NN	Equipe 3X6 Metro White Glossy	3 x 6	pc.	\$ 1.38	\$ 11.26	44	5.39
ME12739NN	Equipe 3X6 Metro White Matt	3 x 6	pc.	\$ 1.38	\$ 11.26	44	5.39
ME14059N	Equipe 3X6 Metro Rosso Glossy	3 x 6	pc.	\$ 1.49	12.16287	44	5.39
ME14263N	Equipe 3X6 Metro Black Mat	3 x 6	pc.	\$ 1.38	\$ 11.04	44	5.50
ME20759NN	Equipe 3X6 Metro Light Grey Glossy	3 x 6	pc.	\$ 1.31	\$ 10.69	44	5.39
ME20903NN	Equipe 3X6 Metro Dark Grey Glossy	3 x 6	pc.	\$ 1.31	\$ 10.48	44	5.50
ME21287N	Equipe 3X6 Metro Olive Glossy	3 x 6	pc.	\$ 1.31	\$ 10.48	44	5.50
ME21288	Equipe 3X6 Metro Jade Glossy	3 x 6	pc.	\$ 1.31	\$ 10.48	44	5.50
ME21289N	Equipe 3X6 Metro Blue Glossy	3 x 6	pc.	\$ 1.31	\$ 10.69	44	5.39
ME217	Equipe 2X8 Metro Black Brillo London Cha	2 x 8	pc.	\$ 10.23		24	
ME21065	Equipe 2X8 Metro Lt Gry Brillo London Ch	2 x 8	pc.	\$ 10.23		24	
ME21066	Equipe 2X8 Metro Dark Grey Brillo Lon Ch	2 x 8	pc.	\$ 10.23		24	
ME20160	Equipe 2X8 Metro White Brillo London Ch	2 x 8	pc.	\$ 10.23		24	
ME20191	Equipe 2X8 Metro Cream Brillo London Cha	2 x 8	pc.	\$ 10.23		24	
ME14246N	Equipe 3X12 Metro White Glossy	3 x 12	pc.	\$ 2.60	\$ 10.40	44	11.00
ME14247N	Equipe 3X12 Metro White Matte	3 x 12	pc.	\$ 2.60	\$ 10.40	44	11.00
ME14248N	Equipe 3X12 Metro Cream Glossy	3 x 12	pc.	\$ 2.60	\$ 10.40	44	11.00
ME14249N	Equipe 3X12 Metro Black Glossy	3 x 12	pc.	\$ 2.79	\$ 11.16	44	11.00
ME14250N	Equipe 3X12 Metro Black Mat	3 x 12	pc.	\$ 2.79	\$ 11.16	44	11.00
ME14251N	Equipe 3X12 Metro Rosso Glossy	3 x 12	pc.	\$ 3.00	\$ 12.00	44	11.00
ME20757N	Equipe 3X12 Metro Light Grey Glossy	3 x 12	pc.	\$ 2.60	\$ 10.40	44	11.00
ME20904N	Equipe 3X12 Metro Dark Grey Glossy	3 x 12	pc.	\$ 2.60	\$ 10.40	44	11.00

F.O.B. Toronto / Hamilton / Peterborough
H.S.T. to be added where applicable.
Prices, terms and conditions of sales are subject to change without notice.
All Returned goods must be prepaid. Full unopened cartons.

WALL TILE

Equipe | Artisan || 5 x 5, 2.5 x 8

PG: A0X12

<u>CODE</u>	<u>DESCRIPTION</u>	<u>SIZE</u>	<u>UNIT</u>	<u>BKT 1 / PC</u>		<u>BKT 1 / SF</u>	<u>QTY/CTN</u>	<u>SQ. FT./CTN</u>
AR24469N	Alabaster	2.5 x 8	pc.	\$	1.57	\$ 11.30	38	5.28
AR24468N	Aqua	2.5 x 8	pc.	\$	1.57	\$ 11.30	38	5.28
AR24467N	Burgundy	2.5 x 8	pc.	\$	1.57	\$ 11.30	38	5.28
AR24470N	Coln. Blue	2.5 x 8	pc.	\$	1.57	\$ 11.30	38	5.28
AR24472N	Graphite Glossy*	2.5 x 8	pc.	\$	1.57	\$ 11.30	38	5.28
AR24471N	Moss Green*	2.5 x 8	pc.	\$	1.57	\$ 11.30	38	5.28
AR24465N	Ochre*	2.5 x 8	pc.	\$	1.57	\$ 11.30	38	5.28
AR24466N	Rose Mallow*	2.5 x 8	pc.	\$	1.57	\$ 11.30	38	5.28
AR24464N	White*	2.5 x 8	pc.	\$	1.57	\$ 11.30	38	5.28
AR24454	White	5 x 5	pc.	\$	2.10	\$ 12.10	57	9.90

Special Order

AR24459	Alabaster	5 x 5	pc.	\$	2.10	\$ 12.10	57	9.90
AR24455	Ochre	5 x 5	pc.	\$	2.10	\$ 12.10	57	9.90

Equipe | La Riviera || 2.5 x 8

PG: A013

<u>CODE</u>	<u>DESCRIPTION</u>	<u>SIZE</u>	<u>UNIT</u>	<u>BKT 1 / PC</u>		<u>BKT 1 / SF</u>	<u>QTY/CTN</u>	<u>SQ. FT./CTN</u>
LAR25837	Blanco Glossy	2.5 x 8	pc.	\$	1.63	\$ 11.74	38	5.28
LAR25838	Gris Nuag Glossy	2.5 x 8	pc.	\$	1.63	\$ 11.74	38	5.28
LAR25839	Rose Glossy	2.5 x 8	pc.	\$	1.63	\$ 11.74	38	5.28
LAR25840	Lavanda Glossy	2.5 x 8	pc.	\$	1.63	\$ 11.74	38	5.28
LAR25841	Vert Glossy	2.5 x 8	pc.	\$	1.63	\$ 11.74	38	5.28
LAR25842	Wheat Glossy	2.5 x 8	pc.	\$	1.63	\$ 11.74	38	5.28
LAR25843	Ginger Glossy	2.5 x 8	pc.	\$	1.63	\$ 11.74	38	5.28
LAR25844	Juneberry Glossy	2.5 x 8	pc.	\$	1.63	\$ 11.74	38	5.28
LAR25845	Quetzal Glossy	2.5 x 8	pc.	\$	1.63	\$ 11.74	38	5.28
LAR25847	Botanical Green Glossy	2.5 x 8	pc.	\$	1.63	\$ 11.74	38	5.28
LAR25848	Blue Reef Glossy	2.5 x 8	pc.	\$	1.63	\$ 11.74	38	5.28
LAR25849	Tourmaline Glossy	2.5 x 8	pc.	\$	1.63	\$ 11.74	38	5.28
LAR25864	Melange Glossy	2.5 x 8	ctn.	\$	62.44	\$ 11.83	1	5.28

F.O.B. Toronto / Hamilton / Peterborough
H.S.T. to be added where applicable.
Prices, terms and conditions of sales are subject to change without notice.
All Returned goods must be prepaid. Full unopened cartons.

WALL TILE

Imola | Slash - Glossy || 3 x 12

PG: A3ZA

<u>CODE</u>	<u>DESCRIPTION</u>	<u>SIZE</u>	<u>UNIT</u>	<u>BKT 1 / PC</u>		<u>BKT 1 / SF</u>	<u>QTY/CTN</u>	<u>SQ. FT./CTN</u>
SLSH73CZ	Blue/Grey	3 x 12	pc.	\$	2.46	\$ 10.47	44	10.34
SLSH73EC	Taupe	3 x 12	pc.	\$	2.46	\$ 10.47	44	10.34
SLSH73GB	Bone	3 x 12	pc.	\$	2.46	\$ 10.47	44	10.34
SLSH73MV	Green	3 x 12	pc.	\$	2.46	\$ 10.47	44	10.34
SLSH73R	Red	3 x 12	pc.	\$	2.46	\$ 10.47	44	10.34
SLSH73SV	Green/Grey	3 x 12	pc.	\$	2.46	\$ 10.47	44	10.34
SLSH73TQ	Blue	3 x 12	pc.	\$	2.46	\$ 10.47	44	10.34
SLSH73W	White	3 x 12	pc.	\$	2.46	\$ 10.47	44	10.34
SLSH73Y	Yellow	3 x 12	pc.	\$	2.46	\$ 10.47	44	10.34

Stocked in Montreal

<u>CODE</u>	<u>DESCRIPTION</u>	<u>SIZE</u>	<u>UNIT</u>	<u>BKT 1 / PC</u>		<u>BKT 1 / SF</u>	<u>QTY/CTN</u>	<u>SQ. FT./CTN</u>
SLSH173CZ	Décor Blue/Grey	3 x 12	pc.	\$	2.46	\$ 10.47	<u>QTY/CTN</u>	<u>SQ. FT./CTN</u>
SLSH173EC	Décor Taupe	3 x 12	pc.	\$	2.46	\$ 10.47	44	10.34
SLSH173GB	Décor Bone	3 x 12	pc.	\$	2.46	\$ 10.47	44	10.34
SLSH173MV	Décor Green	3 x 12	pc.	\$	2.46	\$ 10.47	44	10.34
SLSH173R	Décor Red	3 x 12	pc.	\$	2.46	\$ 10.47	44	10.34
SLSH173SV	Décor Green/Grey	3 x 12	pc.	\$	2.46	\$ 10.47	44	10.34
SLSH173TQ	Décor Blue	3 x 12	pc.	\$	2.46	\$ 10.47	44	10.34
SLSH173W	Décor White	3 x 12	pc.	\$	2.46	\$ 10.47	44	10.34
SLSH173Y	Décor Yellow	3 x 12	pc.	\$	2.46	\$ 10.47	44	10.34

Incepa | Subway Tile Series || 2 x 8, 3 x 6

PG: A31 / A31A

<u>CODE</u>	<u>DESCRIPTION</u>	<u>SIZE</u>	<u>UNIT</u>	<u>BKT 1 / PC</u>		<u>BKT 1 / SF</u>	<u>QTY/CTN</u>	<u>SQ. FT./CTN</u>
IN07436BN	Biscuit Brite*	3 x 6	pc.	\$	0.92	\$ 7.36	80	10.00
IN07436M	Biscuit Matte	3 x 6	pc.	\$	0.92	\$ 7.36	80	10.00
IN07428B	Biscuit Brite	2 x 8	pc.	\$	0.86	\$ 7.94	60	6.50
IN08136BN	White Ice Brite*	3 x 6	pc.	\$	0.92	\$ 7.36	80	10.00
IN08136M	White Ice Matte	3 x 6	pc.	\$	0.92	\$ 7.36	80	10.00
IN08128B	White Ice Brite	2 x 8	pc.	\$	0.86	\$ 7.94	60	6.50
IN08128M	White Ice Matte	2 x 8	pc.	\$	0.86	\$ 7.94	60	6.50
IN76136B	Tender Grey Brite	3 x 6	pc.	\$	0.92	\$ 7.36	80	10.00
IN76136MN	Tender Grey Matte*	3 x 6	pc.	\$	0.92	\$ 7.36	80	10.00
IN76128B	Tender Grey Brite	2 x 8	pc.	\$	0.86	\$ 7.94	60	6.50

Special Order

INU78936B	Taupe Brite	3 x 6	pc.	\$	0.92	\$ 7.36	80	10.00
INU78936M	Taupe Matte	3 x 6	pc.	\$	0.92	\$ 7.36	80	10.00

F.O.B. Toronto / Hamilton / Peterborough

H.S.T. to be added where applicable.

Prices, terms and conditions of sales are subject to change without notice.

All Returned goods must be prepaid. Full unopened cartons.

WALL TILE

Incepa | Maiolica || 4 x 10, 0.5 x 10

PG: A31B

<u>CODE</u>	<u>DESCRIPTION</u>	<u>SIZE</u>	<u>UNIT</u>	<u>BKT 1 / PC</u>	<u>BKT 1 / SF</u>	<u>QTY/CTN</u>	<u>SQ. FT./CTN</u>
MAIT628PN10	Aqua Pencil Glossy	0.5 x 10	pc.	\$ 7.27		168	7.11
MAIW628DECO	Aqua Deco Glossy	4 x 10	ctn.	\$ 84.15		1	
MAIW628410	Aqua Glossy	4 x 10	pc.	\$ 2.46	\$ 8.49	38	11.00
MAIT074PN10	Biscuit Pencil Glossy	0.5 x 10	pc.	\$ 7.27		168	7.11
MAIW074DECO	Biscuit Deco Glossy	4 x 10	ctn.	\$ 84.15		1	
MAIW074410	Biscuit Glossy	4 x 10	pc.	\$ 2.46	\$ 8.49	38	11.00
MAIT761PN10	Tender Grey Pencil Glossy	0.5 x 10	pc.	\$ 7.27		168	7.11
MAIW761DECO	Tender Grey Deco Glossy	4 x 10	ctn.	\$ 84.15		1	
MAIW761410	Tender Grey Glossy	4 x 10	pc.	\$ 2.46	\$ 8.49	38	11.00
MAIT081PN10	White Pencil Glossy	0.5 x 10	pc.	\$ 7.27		168	7.11
MAIW081DECO	White Deco Glossy	4 x 10	ctn.	\$ 84.15		1	
MAIW081410	White Glossy	4 x 10	pc.	\$ 2.46	\$ 8.49	38	11.00
MAIW641410	Blue Steel Glossy	4 x 10	pc.	\$ 2.46	\$ 8.49	38	11.00
MAIW789410	Taupe Glossy	4 x 10	pc.	\$ 2.46	\$ 8.49	38	11.00

Love | Precious || 14 x 28, 24 x 24

PG: A4W

<u>CODE</u>	<u>DESCRIPTION</u>	<u>SIZE</u>	<u>UNIT</u>	<u>BKT 1 / PC</u>	<u>BKT 1 / SF</u>	<u>QTY/CTN</u>	<u>SQ. FT./CTN</u>
PRCAM	Calacatta Matte Rect	14 x 28	pc.	\$ 24.42	\$ 9.30	5	13.13
PRCA24P	Calacatta Glossy Rect	24 x 24	pc.	\$ 48.25	\$ 12.85	3	11.27
PRCACM	Calacatta Curl Matte Rect	14 x 28	pc.	\$ 24.78	\$ 9.44	5	13.13
PRCATM	Calacatta Tender Matte Rect	14 x 28	pc.	\$ 136.70	\$ 52.06	3	7.88
PRCACMP	Calacatta Curl Glossy Rect	14 x 28	pc.	\$ 30.93	\$ 11.78	5	13.13
PRCAMMOS	Calacatta Mix Mosaic Matte (2 x 2)	14 x 14	sht.	\$ 78.50	\$ 59.79	5	6.56
<i>Special Order</i>							
PRCAP	Calacatta Glossy Rect (14 x 28)		pc.	\$ 24.42	\$ 9.30	5	13.13

F.O.B. Toronto / Hamilton / Peterborough
H.S.T. to be added where applicable.
Prices, terms and conditions of sales are subject to change without notice.
All Returned goods must be prepaid. Full unopened cartons.

WALL TILE

Quintessenza | Sfumature - Polished || 3 x 13

PG: A9V

<u>CODE</u>	<u>DESCRIPTION</u>	<u>SIZE</u>	<u>UNIT</u>	<u>BKT 1 / PC</u>	<u>BKT 1 / SF</u>	<u>QTY/CTN</u>	<u>SQ. FT./CTN</u>
SFM101L	Bianco	3 x 13	pc.	\$ 4.15	\$ 20.06	52	10.76
SFM102L	Grigio	3 x 13	pc.	\$ 4.15	\$ 20.06	52	10.76
SFM103L	Fango	3 x 13	pc.	\$ 4.15	\$ 20.06	52	10.76
SFM104L	Verde	3 x 13	pc.	\$ 4.15	\$ 20.06	52	10.76
SFM105L	Azzuro	3 x 13	pc.	\$ 4.15	\$ 20.06	52	10.76
SFM106L	Cipria	3 x 13	pc.	\$ 4.15	\$ 20.06	52	10.76
SFM108L	Eff Bianco *	3 x 13	ctn.	\$ 187.72	\$ 17.44	52	10.76
SFM109L	Eff Grigio *	3 x 13	ctn.	\$ 187.72	\$ 17.45	52	10.76
Special Order							
SFM110L	Eff Fango *	3 x 13	ctn.	\$ 187.72	\$ 17.45	52	10.76
SFM111L	Eff Verde *	3 x 13	ctn.	\$ 187.72	\$ 17.45	52	10.76
SFM112L	Eff Azzuro *	3 x 13	ctn.	\$ 187.72	\$ 17.45	52	10.76
SFM113L	Eff Cipria *	3 x 13	ctn.	\$ 187.72	\$ 17.45	52	10.76

Ragno | Gleeze || 4 x 4, 2 x 6

PG: AIJ

<u>CODE</u>	<u>DESCRIPTION</u>	<u>SIZE</u>	<u>UNIT</u>	<u>BKT 1 / PC</u>	<u>BKT 1 / SF</u>	<u>QTY/CTN</u>	<u>SQ. FT./CTN</u>
R8GK68	Blanco	4 x 4	pc.	\$ 1.22	\$ 11.70	68	7.09
R8GL68	Beige	4 x 4	pc.	\$ 1.22	\$ 11.70	68	7.09
R8GM68	Turchese	4 x 4	pc.	\$ 1.22	\$ 11.70	68	7.09
R8GN68	Giada	4 x 4	pc.	\$ 1.22	\$ 11.70	68	7.09
R8GP68	Grigio	4 x 4	pc.	\$ 1.22	\$ 11.70	68	7.09
R8HM00	Blanco	2 x 6	pc.	\$ 1.07	\$ 14.29	108	8.09
R8HN00	Beige	2 x 6	pc.	\$ 1.07	\$ 14.29	108	8.09
R8HP00	Turchese	2 x 6	pc.	\$ 1.07	\$ 14.29	108	8.09
R8HQ00	Giada	2 x 6	pc.	\$ 1.07	\$ 14.29	108	8.09
R8HS00	Grigio	2 x 6	pc.	\$ 1.07	\$ 14.29	108	8.09
Special Order							
R8GS56	Décor 3D Blanco	4 x 4	pc.	\$ 1.22	\$ 11.70	56	5.84
R8GT56	Décor 3D Beige	4 x 4	pc.	\$ 1.22	\$ 11.70	56	5.84
R8GU56	Décor 3D Turchese	4 x 4	pc.	\$ 1.22	\$ 11.70	56	5.84
R8GV56	Décor 3D Giada	4 x 4	pc.	\$ 1.22	\$ 11.70	56	5.84
R8GW56	Décor 3D Grigio	4 x 4	pc.	\$ 1.22	\$ 11.70	56	5.84

F.O.B. Toronto / Hamilton / Peterborough

H.S.T. to be added where applicable.

Prices, terms and conditions of sales are subject to change without notice.

All Returned goods must be prepaid. Full unopened cartons.

WALL TILE

Rondine | Tribeca || 2 x 10

PG: AC10

<u>CODE</u>	<u>DESCRIPTION</u>	<u>SIZE</u>	<u>UNIT</u>	<u>BKT 1 / PC</u>	<u>BKT 1 / SF</u>	<u>QTY/CTN</u>	<u>SQ. FT./CTN</u>
J85883	Grey Brick	2 x 10	pc.	\$ 2.36	\$ 15.49	32	4.88
J85884	Mud Brick	2 x 10	pc.	\$ 2.36	\$ 15.49	32	4.88
J85885	Multicolor Brick	2 x 10	pc.	\$ 2.36	\$ 15.49	32	4.88
J85886	Old Red	2 x 10	pc.	\$ 2.36	\$ 15.49	32	4.88
J85887	Sand Brick	2 x 10	pc.	\$ 2.36	\$ 15.49	32	4.88
J85888	White Brick	2 x 10	pc.	\$ 2.36	\$ 15.49	32	4.88

Special Order

J85889	Grey Brick Corner	2 x 10 with 4.75" return	pc.	\$ 49.15		12	
J85890	Mud Brick Corner	2 x 10 with 4.75" return	pc.	\$ 49.15		12	
J85891	Multicolor Brick Corner	2 x 10 with 4.75" return	pc.	\$ 49.15		12	
J85892	Old Red Brick Corner	2 x 10 with 4.75" return	pc.	\$ 49.15		12	
J85893	Sand Brick Corner	2 x 10 with 4.75" return	pc.	\$ 49.15		12	
J85894	White Brick Corner	2 x 10 with 4.75" return	pc.	\$ 49.15		12	

Tau | Grisha || 8 x 24

PG: AAZ4

<u>CODE</u>	<u>DESCRIPTION</u>	<u>SIZE</u>	<u>UNIT</u>	<u>BKT 1 / PC</u>	<u>BKT 1 / SF</u>	<u>QTY/CTN</u>	<u>SQ. FT./CTN</u>
GRSI824	Silver Glossy	8 x 24	pc.	\$ 9.64	\$ 7.38	9	11.75
GRWH824	Bianco Glossy	8 x 24	pc.	\$ 9.64	\$ 7.38	9	11.75
GRSA824	Sand Glossy	8 x 24	pc.	\$ 9.64	\$ 7.38	9	11.75
GRLI824	Linen Glossy	8 x 24	pc.	\$ 9.64	\$ 7.38	9	11.75
GRGR824	Gray Glossy	8 x 24	pc.	\$ 9.64	\$ 7.38	9	11.75
GRGLDDECO	Gold Decor Glossy	8 x 24	box	\$ 95.25	\$ 8.11	9	11.75
GRSIDECO	Silver Decor Glossy	8 x 24	box	\$ 95.25	\$ 8.11	9	11.75

Tau | Sun || 8 x 24

PG: AAZ6

<u>CODE</u>	<u>DESCRIPTION</u>	<u>SIZE</u>	<u>UNIT</u>	<u>BKT 1 / PC</u>	<u>BKT 1 / SF</u>	<u>QTY/CTN</u>	<u>SQ. FT./CTN</u>
SUROBL	Rope Blanco Matte	8 x 24	pc.	8.89	6.83641	9	11.70
SULIBL	Line Blanco Matte	8 x 24	pc.	8.89	6.83641	9	11.70
SUTWBL	Twist Blanco Matte	8 x 24	pc.	8.89	6.83641	9	11.70
SUBL	Plain Blanco Matte	8 x 24	pc.	8.89	6.83641	9	11.70

F.O.B. Toronto / Hamilton / Peterborough
H.S.T. to be added where applicable.
Prices, terms and conditions of sales are subject to change without notice.
All Returned goods must be prepaid. Full unopened cartons.

WALL TILE

Vitra | Vision Series - Mat/Glossy - PORCELAIN || 4 x 12

PG: A5D

<u>CODE</u>	<u>DESCRIPTION</u>	<u>SIZE</u>	<u>UNIT</u>	<u>BKT 1 / PC</u>	<u>BKT 1 / SF</u>	<u>QTY/CTN</u>	<u>SQ. FT./CTN</u>
K785122	White Mat Ral 9016	4 x 12	pc	\$ 3.05	\$ 9.15	33	11.00
K790605	White Glossy Ral 9016	4 x 12	pc	\$ 3.05	\$ 9.15	33	11.00
K793976	Grey Mat Ral 000-7500	4 x 12	pc	\$ 3.05	\$ 9.15	33	11.00
K794256	Grey Glossy Ral 000-7500	4 x 12	pc	\$ 3.12	\$ 9.36	33	11.00
K794223	Light Grey Mat Ral 7047	4 x 12	pc	\$ 2.87	\$ 8.61	33	11.00
K794234	Light Grey Glossy Ral 7047	4 x 12	pc	\$ 2.85	\$ 8.55	33	11.00
K785914	Dark Grey Mat Ral 000-5500	4 x 12	pc	\$ 3.05	\$ 9.15	33	11.00
K794245	Dark Grey Glossy Ral 000-5500	4 x 12	pc	\$ 3.12	\$ 9.36	33	11.00
K790594	Black Mat Ral 000-1500	4 x 12	pc	\$ 3.05	\$ 9.15	33	11.00
K794212	Black Glossy Ral 000-1500	4 x 12	pc	\$ 3.05	\$ 9.15	33	11.00
K790480	Antrasite Mat Ral 000-4000	4 x 12	pc	\$ 3.05	\$ 9.15	33	11.00
K794260	Antrasite Glossy Ral 000-4000	4 x 12	pc	\$ 3.12	\$ 9.36	33	11.00
K861540	Ultra White Mat Ral 100-9005	4 x 12	pc	\$ 2.57	\$ 7.71	33	11.00
K861551	Ultra White Glossy Ral 100-9005	4 x 12	pc	\$ 2.78	\$ 8.34	33	11.00

F.O.B. Toronto / Hamilton / Peterborough
H.S.T. to be added where applicable.
Prices, terms and conditions of sales are subject to change without notice.
All Returned goods must be prepaid. Full unopened cartons.

CERAMIC FLOOR TILE

Euro | Alegra || 13 x 13, 18 x 18

PG: ACR

<u>CODE</u>	<u>DESCRIPTION</u>	<u>SIZE</u>	<u>UNIT</u>	<u>BKT I / PC</u>	<u>BKT I / SF</u>	<u>QTY/CTN</u>	<u>SQ. FT./CTN</u>
GSD4890	Alegra White Glossy	13 x 13	pc.	\$ 6.06	\$ 5.26	13	14.96
Special Order							
GSD6947	Alegra White Glossy	18 x 18	pc.	\$ 11.44	\$ 5.08	8	18.02

Vitra | Builders Series || 13 x 13

PG: A5L

<u>CODE</u>	<u>DESCRIPTION</u>	<u>SIZE</u>	<u>UNIT</u>	<u>BKT I / PC</u>	<u>BKT I / SF</u>	<u>QTY/CTN</u>	<u>SQ. FT./CTN</u>
K766850	Truva White	13 x 13	pc.	\$ 5.53	\$ 4.86	9	10.24

Vitra | Ceppostone || 24 x 24

PG: A5S

<u>CODE</u>	<u>DESCRIPTION</u>	<u>SIZE</u>	<u>UNIT</u>	<u>BKT I / PC</u>	<u>BKT I / SF</u>	<u>QTY/CTN</u>	<u>SQ. FT./CTN</u>
K947307R	Mink	24 x 24	pc.	\$ 28.64	\$ 7.31	4	15.67
K947316R	Grey	24 x 24	pc.	\$ 28.64	\$ 7.31	4	15.67
K947320R	Dark Greige	24 x 24	pc.	\$ 28.64	\$ 7.31	4	15.67
K947524R	Dark Grey	24 x 24	pc.	\$ 28.64	\$ 7.31	4	15.67

Vitra | Urbancrete || 12 x 24, 24 x 24

PG: A5R

<u>CODE</u>	<u>DESCRIPTION</u>	<u>SIZE</u>	<u>UNIT</u>	<u>BKT I / PC</u>	<u>BKT I / SF</u>	<u>QTY/CTN</u>	<u>SQ. FT./CTN</u>
K947239R	Dark Greige	12 x 24	pc.	\$ 13.43	\$ 6.93	6	11.63
K947089R	Dark Greige	24 x 24	pc.	\$ 28.90	\$ 7.38	4	15.67
K947238R	Dark Grey	12 x 24	pc.	\$ 13.43	\$ 6.93	6	11.63
K947086R	Dark Grey	24 x 24	pc.	\$ 28.90	\$ 7.38	4	15.67
K947235R	Grey	12 x 24	pc.	\$ 13.43	\$ 6.93	6	11.63
K947186R	Grey	24 x 24	pc.	\$ 28.90	\$ 7.38	4	15.67
K947236R	Mink	12 x 24	pc.	\$ 13.43	\$ 6.93	6	11.63
K947187R	Mink	24 x 24	pc.	\$ 28.90	\$ 7.38	4	15.67
K947237R	White	12 x 24	pc.	\$ 13.43	\$ 6.93	6	11.63
K947085R	White	24 x 24	pc.	\$ 28.90	\$ 7.38	4	15.67

F.O.B. Toronto / Hamilton / Peterborough
 H.S.T. to be added where applicable.
 Prices, terms and conditions of sales are subject to change without notice.
 All Returned goods must be prepaid. Full unopened cartons.

PORCELAIN

Alaplana | Lakeland || 6 x 36

PG: A107

<u>CODE</u>	<u>DESCRIPTION</u>	<u>SIZE</u>	<u>UNIT</u>	<u>BKT I / PC</u>	<u>BKT I / SF</u>	<u>QTY/CTN</u>	<u>SQ. FT./CTN</u>
LABL636	Blanco	6 x 36	pc.	\$ 11.32	\$ 7.82	9	13.04
LAHA636	Haya	6 x 36	pc.	\$ 11.32	\$ 7.82	9	13.04
LARO636	Roble	6 x 36	pc.	\$ 11.32	\$ 7.82	9	13.04
LATA636	Taupe	6 x 36	pc.	\$ 11.32	\$ 7.82	9	13.04
LAW636	Wenge	6 x 36	pc.	\$ 11.32	\$ 7.82	9	13.04

Argenta | Carpenter || 12 x 24, 24 x 24

PG: A0Y2

<u>CODE</u>	<u>DESCRIPTION</u>	<u>SIZE</u>	<u>UNIT</u>	<u>BKT I / PC</u>	<u>BKT I / SF</u>	<u>QTY/CTN</u>	<u>SQ. FT./CTN</u>
CAAL1224M	Albar Matte	12 x 24	pc.	\$ 17.95	\$ 9.31	6	11.57
CADA1224M	Dark Matte	13 x 24	pc.	\$ 17.95	\$ 9.31	6	11.57
CADA1224MN	Dark Matte	14 x 24	pc.	\$ 17.95	\$ 9.31	8	15.42
CAGR1224M	Grey Matte	15 x 24	pc.	\$ 17.95	\$ 9.31	6	11.57
CAPE1224M	Pearl Matte	16 x 24	pc.	\$ 17.95	\$ 9.31	6	11.57
CATA1224M	Taupe Matte	17 x 24	pc.	\$ 17.95	\$ 9.31	6	11.57
CATA1224MN	Taupe Matte	18 x 24	pc.	\$ 17.95	\$ 9.31	8	15.42
CAAL24M	Albar Matte	24 x 24	pc.	\$ 36.87	\$ 9.51	3	11.63
CAAL24MN	Albar Matte	25 x 24	pc.	\$ 36.87	\$ 9.51	4	15.50
CADA24M	Dark Matte	26 x 24	pc.	\$ 36.87	\$ 9.51	3	11.63
CAGR24M	Grey Matte	27 x 24	pc.	\$ 36.87	\$ 9.51	3	11.63
CAPE24M	Pearl Matte	28 x 24	pc.	\$ 36.87	\$ 9.51	3	11.63
CATA24M	Taupe Matte	29 x 24	pc.	\$ 36.87	\$ 9.51	3	11.63

Armonie | Blast || 12 x 24

PG: ARQA

<u>CODE</u>	<u>DESCRIPTION</u>	<u>SIZE</u>	<u>UNIT</u>	<u>BKT I / PC</u>	<u>BKT I / SF</u>	<u>QTY/CTN</u>	<u>SQ. FT./CTN</u>
50400004	Dark Grey	12 x 24	pc.	\$ 11.26	\$ 5.83	9	17.39

F.O.B. Toronto / Hamilton / Peterborough
H.S.T. to be added where applicable.
Prices, terms and conditions of sales are subject to change without notice.
All Returned goods must be prepaid. Full unopened cartons.

PORCELAIN

Atlas | Fray || 2 x 2, 12 x 24

PG: AQ6C

<u>CODE</u>	<u>DESCRIPTION</u>	<u>SIZE</u>	<u>UNIT</u>	<u>BKT I / PC</u>	<u>BKT I / SF</u>	<u>QTY/CTN</u>	<u>SQ. FT./CTN</u>
FRPEA1224	Pearl	12 x 24	pc.	\$ 16.61	\$ 8.48	7	13.71
FRPEAMO	Pearl Mosaic (2 x 2)	12 x 12	sht.	\$ 45.26	\$ 46.70	10	9.69
FRWHT1224	White	12 x 24	pc.	\$ 16.61	\$ 8.48	7	13.71
FRWHTMO	White Mosaic (2 x 2)	12 x 12	sht.	\$ 45.26	\$ 46.70	10	9.69
FRGRY1224	Grey	12 x 24	pc.	\$ 16.61	\$ 8.48	7	13.71
FRGRYMO	Grey Mosaic - Matt (2 x 2)	12 x 12	sht.	\$ 45.26	\$ 46.70	10	9.69
FRSMO1224	Smoke	12 x 24	pc.	\$ 16.61	\$ 8.48	7	13.71
FRSMOMO	Smoke Mosaic (2 x 2)	12 x 12	sht.	\$ 45.26	\$ 46.70	10	9.69
FRSAN1224	Sand	12 x 24	pc.	\$ 16.61	\$ 8.48	7	13.71
FRSANMO	Sand Mosaic (2 x 2)	12 x 12	sht.	\$ 45.26	\$ 46.70	10	9.69

Campo | I Marmi (Digital Glazed Porcelain) || 3 x 12, 2 x 2, 12 x 24

PG: AMQ

<u>CODE</u>	<u>DESCRIPTION</u>	<u>SIZE</u>	<u>UNIT</u>	<u>BKT I / PC</u>	<u>BKT I / SF</u>	<u>QTY/CTN</u>	<u>SQ. FT./CTN</u>
MASTA312P	Statuario Polished	3 x 12	pc.	\$ 5.15	\$ 23.44	17	3.73
MASTA1224	Statuario Mat	12 x 24	pc.	\$ 21.75	\$ 11.09	6	11.76
MASTA1224PN	Statuario Polished	12 x 24	pc.	\$ 26.60	\$ 13.83	6	11.54
MASTAMO22	Statuario Mosaic Polished (2 x 2)	12 x 12	sht.	\$ 45.24		8	
MASTAMO22MN	Statuario Mosaic Matte (2 x 2)*	12 x 12	sht.	\$ 45.24	\$ 45.24	10	10.00
MASTAHEBO	Statuario Herringbone Mosaic	12 x 12	sht.	\$ 71.46	\$ 71.46	8	8.00
MACAR312P	Carrara Polished	3 x 12	pc.	\$ 5.15	\$ 23.44	17	3.73
MACAR1224	Carrara Mat	12 x 24	pc.	\$ 21.75	\$ 11.09	6	11.76
MACAR1224PN	Carrara Polished	12 x 24	pc.	\$ 26.60	\$ 13.83	6	11.54
MACARMO22	Carrara Mosaic Polished (2 x 2)	12 x 12	sht.	\$ 45.24		8	
MACARMO22M	Carrara Mosaic Matte (2 x 2)	12 x 12	sht.	\$ 45.24	\$ 45.24	8	8.00
MACARHEBO	Carrara Herringbone Mosaic	12 x 12	sht.	\$ 71.46	\$ 71.46	8	8.00

Ceasar | Life | Glazed Porcelain || 8 x 48

PG: AM12

<u>CODE</u>	<u>DESCRIPTION</u>	<u>SIZE</u>	<u>UNIT</u>	<u>BKT I / PC</u>	<u>BKT I / SF</u>	<u>QTY/CTN</u>	<u>SQ. FT./CTN</u>
LIWA848	Walnut Matte Rectified	8 x 48	sq. ft.	\$ 35.16	\$ 13.95	6	15.12
LIOA848	Life Oak Matte Rectified	9 x 48	sq. ft.	\$ 35.16	\$ 13.95	6	15.12
LINOC848	Noce Matte Rectified	10 x 48	sq. ft.	\$ 35.16	\$ 13.95	6	15.12
LINO848	Nordic Matte Rectified	11 x 48	sq. ft.	\$ 35.16	\$ 13.95	6	15.12
LIMO848	Moro Matte Rectified	12 x 48	sq. ft.	\$ 35.16	\$ 13.95	6	15.12

F.O.B. Toronto / Hamilton / Peterborough
H.S.T. to be added where applicable.
Prices, terms and conditions of sales are subject to change without notice.
All Returned goods must be prepaid. Full unopened cartons.

PORCELAIN

Ceracasa | Davos || 20 x 40

PG: AV13

<u>CODE</u>	<u>DESCRIPTION</u>	<u>SIZE</u>	<u>UNIT</u>	<u>BKT I / PC</u>	<u>BKT I / SF</u>	<u>QTY/CTN</u>	<u>SQ. FT./CTN</u>
DADEEP	Deep	20 x 40	pc.	\$ 81.88	\$ 15.80	2	10.36
DAICE	Ice	20 x 40	pc.	\$ 81.88	\$ 15.80	2	10.36
DASAND	Sand	20 x 40	pc.	\$ 81.88	\$ 15.80	2	10.36

**Ceracasa | Manhattan || 20 x 40
Special Order Stocked in London**

PG: AV14

<u>CODE</u>	<u>DESCRIPTION</u>	<u>SIZE</u>	<u>UNIT</u>	<u>BKT I / PC</u>	<u>BKT I / SF</u>	<u>QTY/CTN</u>	<u>SQ. FT./CTN</u>
MANH	Manhattan	20 x 40	pc.	\$ 81.88	\$ 15.80	2	10.36

Coem | Mea Lapis || 12 x 24, 24 x 24, 24 x 48

PG: AAT1

<u>CODE</u>	<u>DESCRIPTION</u>	<u>SIZE</u>	<u>UNIT</u>	<u>BKT I / PC</u>	<u>BKT I / SF</u>	<u>QTY/CTN</u>	<u>SQ. FT./CTN</u>
LS361R	Avorio Natural Rectified	12 x 24	pc	\$ 21.71	\$ 11.47	6	11.35
LS362R	Sabbia Natural Rectified	12 x 24	pc	\$ 21.71	\$ 11.47	6	11.35
LS363R	Grigio Chiaro Natural Rectified	12 x 24	pc	\$ 21.71	\$ 11.47	6	11.35
LS367R	Grigio Scuro Natural Rectified	12 x 24	pc	\$ 21.71	\$ 11.47	6	11.35
LS360R	Nero Natural Rectified	12 x 24	pc	\$ 21.71	\$ 11.47	6	11.35
LS601R	Avorio Natural Rectified	24 x 24	pc	\$ 45.43	\$ 11.91	4	15.26
LS602R	Sabbia Natural Rectified	24 x 24	pc	\$ 45.43	\$ 11.91	4	15.26
LS607R	Grigio Scuro Natural Rectified	24 x 24	pc	\$ 45.43	\$ 11.91	4	15.26
LS600R	Nero Natural Rectified	24 x 24	pc	\$ 45.43	\$ 11.91	4	15.26
LS603R	Grigio Chiaro Natural Rectified	24 x 24	pc	\$ 45.43	\$ 11.91	4	15.26
LS620R	Nero Natural Rectified	24 x 48	pc	\$ 117.30	\$ 15.34	2	15.29
LS627R	Grigio Scuro Natural Rectified	24 x 48	pc	\$ 117.30	\$ 15.34	2	15.29
LS623R	Grigio Chiaro Natural Rectified	24 x 48	pc	\$ 117.30	\$ 15.34	2	15.29
LS621R	Avorio Natural Rectified	24 x 48	pc	\$ 117.30	\$ 15.34	2	15.29
LS622R	Sabbia Natural Rectified	24 x 48	pc	\$ 117.30	\$ 15.34	2	15.29

F.O.B. Toronto / Hamilton / Peterborough
H.S.T. to be added where applicable.
Prices, terms and conditions of sales are subject to change without notice.
All Returned goods must be prepaid. Full unopened cartons.

PORCELAIN

Coem | Reverso || 2 x 2, 12 x 24, 24 x 24, 24 x 48

PG: AAP

<u>CODE</u>	<u>DESCRIPTION</u>	<u>SIZE</u>	<u>UNIT</u>	<u>BKT I / PC</u>	<u>BKT I / SF</u>	<u>QTY/CTN</u>	<u>SQ. FT./CTN</u>
RV361PR	Avorio Patina Rect	12 x 24	pc	\$ 28.75	\$ 15.07	6	11.44
RV361R	Avorio Mat Rect	12 x 24	pc	\$ 23.40	\$ 12.27	6	11.44
RV601PR	Avorio Patina Rect	24 x 24	pc	\$ 57.51	\$ 14.84	4	15.50
RV601R	Avorio Mat Rect	24 x 24	pc	\$ 56.17	\$ 14.49	4	15.50
RV1MS5R	Avorio Mosaic Mat Rect (2 x 2)	12 x 12	sht	\$ 29.81	\$ 31.77	11	10.32
RV362PR	Beige Patina Rect	12 x 24	pc	\$ 28.75	\$ 15.07	6	11.44
RV362R	Beige Mat Rect	12 x 24	pc	\$ 23.40	\$ 12.27	6	11.44
RV602PR	Beige Patina Rect	24 x 24	pc	\$ 57.51	\$ 14.84	4	15.50
RV602R	Beige Mat Rect	24 x 24	pc	\$ 56.17	\$ 14.49	4	15.50
RV2MS5R	Beige Mosaic Mat Rect (2 x 2)	12 x 12	sht	\$ 29.81	\$ 31.77	11	10.32
RV363PR	Grigio Patina Rect	12 x 24	pc	\$ 28.75	\$ 15.07	6	11.44
RV363R	Grigio Mat Rect	12 x 24	pc	\$ 23.40	\$ 12.27	6	11.44
RV603PR	Grigio Patina Rect	24 x 24	pc	\$ 57.51	\$ 14.84	4	15.50
RV603R	Grigio Mat Rect	24 x 24	pc	\$ 56.17	\$ 14.49	4	15.50
RV3MS5R	Grigio Mosaic Mat Rect (2 x 2)	12 x 12	sht	\$ 29.81	\$ 31.77	11	10.32
RV360PR	White Patina Rect	12 x 24	pc	\$ 28.75	\$ 15.07	6	11.44
RV360R	White Mat Rect	12 x 24	pc	\$ 23.40	\$ 12.27	6	11.44
RV600R	White Mat Rect	24 x 24	pc	\$ 56.17	\$ 14.49	4	15.50
RV0MS5R	White Mosaic Mat Rect (2 x 2)	12 x 12	sht	\$ 29.81	\$ 31.77	11	10.32
RV366PR	Silver Patina Rect	12 x 24	pc	\$ 28.75	\$ 15.07	6	11.44
RV366R	Siilver Mat Rect	12 x 24	pc	\$ 23.40	\$ 12.27	6	11.44
RV606R	Silver Mat Rect	24 x 24	pc	\$ 56.17	\$ 14.49	4	15.50
RV6MS5R	Silver Mosaic Mat Rect (2 x 2)	12 x 12	sht	\$ 29.81	\$ 31.77	11	10.32
RV367PR	Black Patina Rect	12 x 24	pc.	\$ 28.75	\$ 15.07	6	11.44
RV367R	Black Mat Rect	12 x 24	pc.	\$ 23.40	\$ 12.27	6	11.44
RV607R	Black Mat Rect	24 x 24	pc.	\$ 56.17	\$ 14.49	4	15.50
RV7MS5R	Black Mosaic Mat Rect (2 x 2)	12 x 12	sht.	\$ 29.81	\$ 31.77	11	10.32
RV361PR	Avorio Patina Rect	12 x 24	pc	\$ 28.75	\$ 15.07	6	11.44
RV368PR	Noce Patina Rect	12 x 24	pc	\$ 28.75	\$ 15.07	6	11.44
RV368R	Noce Mat Rect	12 x 24	pc	\$ 23.40	\$ 12.27	6	11.44
RV608PR	Noce Patina Rect	24 x 24	pc	\$ 57.51	\$ 14.84	4	15.50
RV608R	Noce Mat Rect	24 x 24	pc	\$ 56.17	\$ 14.49	4	15.50
RV8MS5R	Noce Mosaic Mat Rect (2 x 2)	12 x 12	sht	\$ 29.81	\$ 29.81	11	11.00
RV628R	Noce Mat Rect	24 x 48	pc	\$ 141.90	\$ 18.60	2	15.26

F.O.B. Toronto / Hamilton / Peterborough

H.S.T. to be added where applicable.

Prices, terms and conditions of sales are subject to change without notice.

All Returned goods must be prepaid. Full unopened cartons.

PORCELAIN

Coem | Brit Stone - Rectified || 12 x 24, 18 x 36

PG: AAS

<u>CODE</u>	<u>DESCRIPTION</u>	<u>SIZE</u>	<u>UNIT</u>	<u>BKT I / PC</u>	<u>BKT I / SF</u>	<u>QTY/CTN</u>	<u>SQ. FT./CTN</u>
BI360R	Graphite Matte	12 x 24	pc.	\$ 21.36	\$ 11.08	6	11.57
BI490R	Graphite Matte	18 x 36	pc.	\$ 60.99	\$ 14.19	3	12.90
BI490LR	Graphite Semi-Polished	18 x 36	pc.	\$ 70.63	\$ 16.43	3	12.90
BI361R	Ivory Matte	12 x 24	pc.	\$ 21.36	\$ 11.08	6	11.57
BI491R	Ivory Matte	18 x 36	pc.	\$ 60.99	\$ 14.19	3	12.90
BI491LR	Ivory Semi-Polished	18 x 36	pc.	\$ 70.63	\$ 16.43	3	12.90
BI362R	Sand Matte	12 x 24	pc.	\$ 21.36	\$ 11.08	6	11.57
BI492R	Sand Matte	18 x 36	pc.	\$ 60.99	\$ 14.19	3	12.90
BI492LR	Sand Semi-Polished	18 x 36	pc.	\$ 70.63	\$ 16.43	3	12.90
BI363R	Grey Matte	12 x 24	pc.	\$ 21.36	\$ 11.08	6	11.57
BI493R	Grey Matte	18 x 36	pc.	\$ 60.99	\$ 14.19	3	12.90
BI493LR	Grey Semi-Polished	18 x 36	pc.	\$ 70.63	\$ 16.43	3	12.90
BI367R	Dark Matte	12 x 24	pc.	\$ 21.36	\$ 11.08	6	11.57
BI497R	Dark Matte	18 x 36	pc.	\$ 60.99	\$ 14.19	3	12.90
BI497LR	Dark Semi-Polished	18 x 36	pc.	\$ 70.63	\$ 16.43	3	12.90
BI368R	Ocean Matte	12 x 24	pc.	\$ 21.36	\$ 11.08	6	11.57
BI498R	Ocean Matte	18 x 36	pc.	\$ 60.99	\$ 14.19	3	12.90
BI498LR	Ocean Semi-Polished	18 x 36	pc.	\$ 70.63	\$ 16.43	3	12.90

Dura | Explorer || 13 x 13, 12 x 24

PG: AY6A

<u>CODE</u>	<u>DESCRIPTION</u>	<u>SIZE</u>	<u>UNIT</u>	<u>BKT I / PC</u>	<u>BKT I / SF</u>	<u>QTY/CTN</u>	<u>SQ. FT./CTN</u>
EXBA1224	Barcelona	12 x 24	pc.	\$ 15.52	\$ 7.92	8	15.67
EXBA13	Barcelona	13 x 13	pc.	\$ 6.58	\$ 5.60	13	15.28
EXLO1224	London	12 x 24	pc.	\$ 15.52	\$ 7.92	8	15.67
EXLO13	London	13 x 13	pc.	\$ 6.58	\$ 5.60	13	15.28
EXMI1224	Milan	12 x 24	pc.	\$ 15.52	\$ 7.92	8	15.67
EXMI13	Milan	13 x 13	pc.	\$ 6.58	\$ 5.60	13	15.28
EXPA1224	Paris	12 x 24	pc.	\$ 15.52	\$ 7.92	8	15.67
EXPA13	Paris	13 x 13	pc.	\$ 6.58	\$ 5.60	13	15.28

Dura | Porto || 13 x 13

PG: AY6C

<u>CODE</u>	<u>DESCRIPTION</u>	<u>SIZE</u>	<u>UNIT</u>	<u>BKT I / PC</u>	<u>BKT I / SF</u>	<u>QTY/CTN</u>	<u>SQ. FT./CTN</u>
POGR13	Grigio	13 x 13	pc.	\$ 6.58	\$ 5.60	13	15.28

F.O.B. Toronto / Hamilton / Peterborough
H.S.T. to be added where applicable.
Prices, terms and conditions of sales are subject to change without notice.
All Returned goods must be prepaid. Full unopened cartons.

PORCELAIN

Dura | Nepal || 13 x 13

PG: AY6D

<u>CODE</u>	<u>DESCRIPTION</u>	<u>SIZE</u>	<u>UNIT</u>	<u>BKT I / PC</u>	<u>BKT I / SF</u>	<u>QTY/CTN</u>	<u>SQ. FT./CTN</u>
NEAL13	Alpine	13 x 13	pc.	\$ 6.53	\$ 5.56	13	15.28
NEIC13	Ice	13 x 13	pc.	\$ 6.53	\$ 5.56	13	15.28

Dura | Newcastle || 13 x 13

PG: AY6H

<u>CODE</u>	<u>DESCRIPTION</u>	<u>SIZE</u>	<u>UNIT</u>	<u>BKT I / PC</u>	<u>BKT I / SF</u>	<u>QTY/CTN</u>	<u>SQ. FT./CTN</u>
NEBE13	Beige	13 x 13	pc.	\$ 6.62	\$ 5.59	13	15.40
NEGR13	Grey	13 x 13	pc.	\$ 6.62	\$ 5.59	13	15.40

Dura | Oxford || 13 x 13

PG: AY6I

<u>CODE</u>	<u>DESCRIPTION</u>	<u>SIZE</u>	<u>UNIT</u>	<u>BKT I / PC</u>	<u>BKT I / SF</u>	<u>QTY/CTN</u>	<u>SQ. FT./CTN</u>
OXBE13	Beige	13 x 13	pc.	\$ 6.62	\$ 5.59	13	15.40
OXGR13	Grey	13 x 13	pc.	\$ 6.62	\$ 5.59	13	15.40

Emotion | Barnaby || 12 x 24, 24 x 24

PG: A2B5

<u>CODE</u>	<u>DESCRIPTION</u>	<u>SIZE</u>	<u>UNIT</u>	<u>BKT I / PC</u>	<u>BKT I / SF</u>	<u>QTY/CTN</u>	<u>SQ. FT./CTN</u>
BASWH1224	Super White Matte	12 x 24	pc.	\$ 16.08	\$ 8.41	8	15.30
BAWH1224P	White Brillio	12 x 24	pc.	\$ 16.08	\$ 8.41	8	15.30
BASWH24	Super White Matte Rectified	24 x 24	pc.	\$ 35.80	\$ 9.24	4	15.50
BAWH24P	White Brillio Rectified	24 x 24	pc.	\$ 35.80	\$ 9.05	4	15.82

Emotion | Berkley || 12 x 24, 24 x 24

PG: A2B6

<u>CODE</u>	<u>DESCRIPTION</u>	<u>SIZE</u>	<u>UNIT</u>	<u>BKT I / PC</u>	<u>BKT I / SF</u>	<u>QTY/CTN</u>	<u>SQ. FT./CTN</u>
BEPE1224	Perla Matte	12 x 24	pc.	\$ 14.71	\$ 7.69	8	15.30
BEPE1224P	Perla Brillo	12 x 24	pc.	\$ 14.71	\$ 7.69	8	15.30
BEPE24	Perla Matte Rectified	24 x 24	pc.	\$ 40.11	\$ 10.13	4	15.84
BEPE24P	Perla Brillo Rectified	24 x 24	pc.	\$ 40.11	\$ 10.13	4	15.84

Special Order

BEAN24P	Antracita Brillo Rectified	24 x 24	pc.	\$ 40.11	\$ 10.13	4	15.84
---------	----------------------------	---------	-----	----------	----------	---	-------

F.O.B. Toronto / Hamilton / Peterborough
H.S.T. to be added where applicable.
Prices, terms and conditions of sales are subject to change without notice.
All Returned goods must be prepaid. Full unopened cartons.

PORCELAIN

Emotion | Columbia || 12 x 24, 24 x 24

PG: A2B7

<u>CODE</u>	<u>DESCRIPTION</u>	<u>SIZE</u>	<u>UNIT</u>	<u>BKT I / PC</u>	<u>BKT I / SF</u>	<u>QTY/CTN</u>	<u>SQ. FT./CTN</u>
COLUAN1224	Antracite Matte	12 x 24	pc.	\$ 16.07	\$ 8.40	8	15.30
COLUAN1224P	Antracite Brillo	12 x 24	pc.	\$ 16.07	\$ 8.40	8	15.30
COLUAN24	Antracite Matte	24 x 24	pc.	\$ 33.42	\$ 8.44	4	15.84
COLUAN24P	Antracite Brillo	24 x 24	pc.	\$ 33.42	\$ 8.44	4	15.84
COLUPE1224	Perla Matte	12 x 24	pc.	\$ 16.07	\$ 8.40	8	15.30
COLUPE1224P	Perla Brillo	12 x 24	pc.	\$ 16.07	\$ 8.40	8	15.30
COLUPE24	Perla Matte Rectified	24 x 24	pc.	\$ 33.42	\$ 8.44	4	15.84
COLUPE24P	Perla Brillo Rectified	24 x 24	pc.	\$ 33.42	\$ 8.44	4	15.84

Emotion | Galaxy || 12 x 24, 24 x 24

PG: A2B3

<u>CODE</u>	<u>DESCRIPTION</u>	<u>SIZE</u>	<u>UNIT</u>	<u>BKT I / PC</u>	<u>BKT I / SF</u>	<u>QTY/CTN</u>	<u>SQ. FT./CTN</u>
GABL1224P	Blanco Brillo	12 x 24	pc.	\$ 15.81	\$ 8.24	8	15.34
GAGR1224P	Gris Brillo	12 x 24	pc.	\$ 15.81	\$ 8.24	8	15.34
GANAL1224P	Natural Brillo	12 x 24	pc.	\$ 15.81	\$ 8.24	8	15.34
Special Order							
GABL24P	Blanco Brillo Rectified	24 x 24	pc.	\$ 34.99	\$ 9.03	4	15.50
GAGR24P	Gris Brillo Rectified	24 x 24	pc.	\$ 34.99	\$ 9.03	4	15.50
GANAL24P	Brillo Rectified	24 x 24	pc.	\$ 34.99	\$ 9.03	4	15.50
GAGR24PN	Gris Brillo Rectified	24 x 24	pc.	\$ 34.99	\$ 9.03	4	15.50
GABL24PN	Blanco Brillo Rectified	24 x 24	pc.	\$ 34.99	\$ 9.03	4	15.50

Emotion | Naos || 12 x 24, 24 x 24

PG: A2B3

<u>CODE</u>	<u>DESCRIPTION</u>	<u>SIZE</u>	<u>UNIT</u>	<u>BKT I / PC</u>	<u>BKT I / SF</u>	<u>QTY/CTN</u>	<u>SQ. FT./CTN</u>
NAOSP1224	Brillo	12 x 24	pc.	\$ 17.36	\$ 9.08	8	15.30
NAOSGLD1224M	Gold Matte	12 x 24	pc.	\$ 17.36	\$ 9.08	8	15.30
NAOSGLD1224	Gold Brillo	12 x 24	pc.	\$ 17.36	\$ 9.08	8	15.30
NAOSGLDM	Gold Matte	24 x 24	pc.	\$ 36.13	\$ 9.13	4	15.84
NAOSGLD	Gold Brillo	24 x 24	pc.	\$ 36.13	\$ 9.13	4	15.84
NAOSPN	Blanco Brillo	24 x 24	pc.	\$ 36.13	\$ 9.13	4	15.84
NAOSM1224	Naos Matte	12 x 24	pc.	\$ 16.89	\$ 8.83	8	15.30
NAOSMN	Blanco Matte	24 x 24	pc.	\$ 36.13	\$ 9.13	4	15.84
Special Order							
NAOSP	Brillo	24 x 24	pc.	\$ 36.13	\$ 9.13	4	15.84
NAOSM	Naos Matte	24 x 24	pc.	\$ 36.13	\$ 9.13	4	15.84

F.O.B. Toronto / Hamilton / Peterborough
H.S.T. to be added where applicable.

Prices, terms and conditions of sales are subject to change without notice.
All Returned goods must be prepaid. Full unopened cartons.

PORCELAIN

Emotion | Potomac || 12 x 24, 24 x 24

PG: A2B8

<u>CODE</u>	<u>DESCRIPTION</u>	<u>SIZE</u>	<u>UNIT</u>	<u>BKT I / PC</u>	<u>BKT I / SF</u>	<u>QTY/CTN</u>	<u>SQ. FT./CTN</u>
POBL1224	Blanco Matte Rectified	12 x 24	pc.	\$ 16.07	\$ 8.40	8	15.30
POGR1224	Gris Matte Rectified	12 x 24	pc.	\$ 16.07	\$ 8.40	8	15.30
POBL24	Blanco Matte Rectified	24 x 24	pc.	\$ 33.42	\$ 8.44	4	15.84
POGR24	Gris Matte Rectified	24 x 24	pc.	\$ 33.42	\$ 8.44	4	15.84
POSA24P	Sand Brillo Rectified	24 x 24	pc.	\$ 33.42	\$ 8.44	4	15.84
POBL24P	Blanco Brillo Rectified	24 x 24	pc.	\$ 33.42	\$ 8.44	4	15.84
POGR24P	Gris Brillo Rectified	24 x 24	pc.	\$ 33.42	\$ 8.44	4	15.84
Special Order							
POSA24	Sand Matte Rectified	24 x 24	pc.	\$ 33.42	\$ 8.44	4	15.84

Emotion | Rodum || 12 x 24, 24 x 24

PG: A2B

<u>CODE</u>	<u>DESCRIPTION</u>	<u>SIZE</u>	<u>UNIT</u>	<u>BKT I / PC</u>	<u>BKT I / SF</u>	<u>QTY/CTN</u>	<u>SQ. FT./CTN</u>
ROPE24N	Perla Matte Rect	24 x 24	pc.	\$ 40.72	\$ 10.51	4	15.50
ROGR24N	Gris Matte Rect	24 x 24	pc.	\$ 40.72	\$ 10.51	4	15.50
ROGR1224	Gris Matte	12 x 24	pc.	\$ 23.84	\$ 12.47	8	15.30
ROPE1224	Perla Matte	12 x 24	pc.	\$ 23.84	\$ 12.47	8	15.30
Special Order							
ROGR24	Gris Rectified	24 x 24	pc.	\$ 40.72	\$ 10.51	4	15.50
ROPE24	Perla Rectified	24 x 24	pc.	\$ 40.72	\$ 10.51	4	15.50

Equipe | Babylone | 3.5 x 14.5

PG: A0T9

<u>CODE</u>	<u>DESCRIPTION</u>	<u>SIZE</u>	<u>UNIT</u>	<u>BKT I / PC</u>	<u>BKT I / SF</u>	<u>QTY/CTN</u>	<u>SQ. FT./CTN</u>
BA26687	Jasmine White	3.5 x 14.5	sq. ft.	\$ 3.80	\$ 10.75	25	8.83
BA26688	Dust Grey	3.5 x 14.5	sq. ft.	\$ 3.80	\$ 10.75	25	8.83
BA26689	Terre Brown	3.5 x 14.5	sq. ft.	\$ 3.80	\$ 10.75	25	8.83
BA26690	Space Blue	3.5 x 14.5	sq. ft.	\$ 3.80	\$ 10.75	25	8.83
BA26691	Pewter Green	3.5 x 14.5	sq. ft.	\$ 3.80	\$ 10.75	25	8.83
BA26692	Perle Noir	3.5 x 14.5	sq. ft.	\$ 3.80	\$ 10.75	25	8.83

F.O.B. Toronto / Hamilton / Peterborough
H.S.T. to be added where applicable.
Prices, terms and conditions of sales are subject to change without notice.
All Returned goods must be prepaid. Full unopened cartons.

PORCELAIN

Fly Zone | Dolomiti || 4 x 12, 12 x 24, 24 x 24

PG: A9P

<u>CODE</u>	<u>DESCRIPTION</u>	<u>SIZE</u>	<u>UNIT</u>	<u>BKT I / PC</u>	<u>BKT I / SF</u>	<u>QTY/CTN</u>	<u>SQ. FT./CTN</u>
DOSM1224	Smoke Natural Rectified	12 x 24	pc.	\$ 23.54	\$ 12.54	6	11.26
DOSM1224L	Smoke Polished Rectified	12 x 24	pc.	\$ 31.17	\$ 16.61	6	11.26
DOSM24	Smoke Natural Rectified	24 x 24	pc.	\$ 44.67	\$ 11.65	3	11.51
DOSM24L	Smoke Polished Rectified	24 x 24	pc.	\$ 62.35	\$ 16.25	3	11.51
DOSM412L	Smoke Polished Rectified	4 x 12	pc.	\$ 6.96	\$ 20.88	31	10.33
DOSMBA	Smoke Polished Rect. BasketWave	12 x 12	sht.	\$ 39.94	\$ 39.94	9	9.00
DOWH1224	White Natural Rectified	12 x 24	pc.	\$ 23.54	\$ 12.54	6	11.26
DOWH1224L	White Polished Rectified	12 x 24	pc.	\$ 31.17	\$ 16.61	6	11.26
DOWH24	White Natural Rectified	24 x 24	pc.	\$ 44.67	\$ 11.65	3	11.51
DOWH24L	White Polished Rectified	24 x 24	pc.	\$ 62.35	\$ 16.25	3	11.51
DOWH412L	White Polished Rectified	4 x 12	pc.	\$ 6.96	\$ 20.88	31	10.33
DOWHBA	White Polished Rect. BasketWave	12 x 12	sht.	\$ 39.94	\$ 39.94	9	9.00

Grespania | Avenue || 12 x 24, 24 x 24

PG: A8N

<u>CODE</u>	<u>DESCRIPTION</u>	<u>SIZE</u>	<u>UNIT</u>	<u>BKT I / PC</u>	<u>BKT I / SF</u>	<u>QTY/CTN</u>	<u>SQ. FT./CTN</u>
46AE32P	Gris Glossy Rectified	12 x 24	pc.	\$ 26.60	\$ 13.87	6	11.51
82AE35P	Gris Glossy Rectified*	24 x 24	pc.	\$ 57.52	\$ 15.00	4	15.34
46AE42P	Blanco Glossy Rectified	12 x 24	pc.	\$ 26.60	\$ 13.87	6	11.51
82AE45P	Blanco Glossy Rectified*	24 x 24	pc.	\$ 57.52	\$ 15.00	4	15.34
46AE52P	Marengo Glossy Rectified	12 x 24	pc.	\$ 26.60	\$ 13.87	6	11.51
52AE55P	Marengo Glossy Rectified	24 x 24	pc.	\$ 57.52	\$ 15.00	3	11.51
46AE92P	Negro Glossy Rectified	12 x 24	pc.	\$ 26.60	\$ 13.87	6	11.51
82AE95P	Negro Glossy Rectified*	24 x 24	pc.	\$ 57.52	\$ 15.00	4	15.34

Incepa | Legend II / Serpentino / Positano II / Statuary || 9.5 x 13, 12 x 24

PG: A3B1 - A3B4

<u>CODE</u>	<u>DESCRIPTION</u>	<u>SIZE</u>	<u>UNIT</u>	<u>BKT I / PC</u>	<u>BKT I / SF</u>	<u>QTY/CTN</u>	<u>SQ. FT./CTN</u>
UFLG0111224	Legend II Blanco	12 x 24	pc.	\$ 14.31	\$ 7.12	10	20.10
UFLG1011224	Legend II Graphite	12 x 24	pc.	\$ 14.31	\$ 7.12	10	20.10
UFLG3711224	Legend II Arena	12 x 24	pc.	\$ 14.31	\$ 7.12	10	20.10
UFPS1001224	Positano II Blanco	12 x 24	pc.	\$ 14.72	\$ 7.32	10	20.10
UFPS1021224	Positano II Gris	12 x 24	pc.	\$ 14.72	\$ 7.32	10	20.10
UWAST101913	Statuary White Wall Bright	9.5 x 13	pc.	\$ 6.95	\$ 8.28	30	25.19
UFSTUP1011224	Statuary White	12 x 24	pc.	\$ 14.75	\$ 7.32	10	20.16

F.O.B. Toronto / Hamilton / Peterborough
H.S.T. to be added where applicable.
Prices, terms and conditions of sales are subject to change without notice.
All Returned goods must be prepaid. Full unopened cartons.

PORCELAIN

ITT | Avenue (New Avenue) || 30x60, 24x24, 12x24

PG: AD10

<u>CODE</u>	<u>DESCRIPTION</u>	<u>SIZE</u>	<u>UNIT</u>	<u>BKT I / PC</u>	<u>BKT I / SF</u>	<u>QTY/CTN</u>	<u>SQ. FT./CTN</u>
AVWH	White Matte Rectified	30 x 60	pc.	\$ 138.31	\$ 11.48	1	12.05
AVAS	Ash Matte Rectified	30 x 60	pc.	\$ 138.31	\$ 11.48	1	12.05
AVTA	Taupe Matte Rectified	30 x 60	pc.	\$ 138.31	\$ 11.48	1	12.05
AVGR	Graphite Matte Rectified	30 x 60	pc.	\$ 138.31	\$ 11.48	1	12.05
AVWH24	White Matte Rectified	24 x 24	pc.	\$ 36.43	\$ 9.58	3	11.41
AVAS24	Ash Matte Rectified	24 x 24	pc.	\$ 36.43	\$ 9.51	3	11.49
AVTA24	Taupe Matte Rectified	24 x 24	pc.	\$ 36.43	\$ 9.51	3	11.49
AVGR24	Graphite Matte Rectified	24 x 24	pc.	\$ 36.43	\$ 9.51	3	11.49
AVWH1224	White Matte Rectified	12 x 24	pc.	\$ 17.88	\$ 9.49	7	13.18
AVAS1224	Ash Matte Rectified	12 x 24	pc.	\$ 17.88	\$ 9.49	7	13.18
AVTA1224	Taupe Matte Rectified	12 x 24	pc.	\$ 17.88	\$ 9.49	7	13.18
AVGR1224	Graphite Matte Rectified	12 x 24	pc.	\$ 17.88	\$ 9.49	7	13.18

Packaging: 30x60 - 1/ctn 40ctns/plt | 24x24: 3pcs/ctn 48ctns/plt | 12X24: 7pcs/ctn 40 ctns/plt

Mariner | Vintage || 8 x 8

PG: ABO

<u>CODE</u>	<u>DESCRIPTION</u>	<u>SIZE</u>	<u>UNIT</u>	<u>BKT I / PC</u>	<u>BKT I / SF</u>	<u>QTY/CTN</u>	<u>SQ. FT./CTN</u>
VINBI	Vintage Bianco	8 x 8	pc.	\$ 3.47	\$ 8.19	26	11.02
VINDEC11	Vintage Docoro 11	8 x 8	pc.	\$ 3.47	\$ 8.12	26	11.11
VINDEC12	Vintage Docoro 12	8 x 8	pc.	\$ 3.47	\$ 8.12	26	11.11
VINDEC4	Vintage Docoro 4	8 x 8	pc.	\$ 3.47	\$ 8.12	26	11.11
VINDEC7	Vintage Docoro 7	8 x 8	pc.	\$ 3.47	\$ 8.12	26	11.11
VINDEC8	Vintage Docoro 8	8 x 8	pc.	\$ 3.47	\$ 8.12	26	11.11
VINNE	Vintage Nero	8 x 8	pc.	\$ 3.47	\$ 8.19	26	11.02

Special Order

VINDEC16	Vintage Docoro 16	8 x 8	pc.	\$ 3.47	\$ 8.12	26	11.11
VINDEC18	Vintage Docoro 18	8 x 8	pc.	\$ 3.47	\$ 8.12	26	11.11
VINDEC13	Vintage Docoro 13	8 x 8	pc.	\$ 3.47	\$ 8.12	26	11.11
VINAV	Vintage Avio	8 x 8	pc.	\$ 3.47	\$ 8.19	26	11.02
VINDEC1	Vintage Docoro 1	8 x 8	pc.	\$ 3.47	\$ 8.12	26	11.11
VINDEC14	Vintage Docoro 14	8 x 8	pc.	\$ 3.47	\$ 8.12	26	11.11
VINDEC3	Vintage Docoro 3	8 x 8	pc.	\$ 3.47	\$ 8.12	26	11.11
VINDEC6	Vintage Docoro 6	8 x 8	pc.	\$ 3.47	\$ 8.12	26	11.11
VINDEC9	Vintage Docoro 9	8 x 8	pc.	\$ 3.47	\$ 8.12	26	11.11
VINDEC15	Vintage Docoro 15	8 x 8	pc.	\$ 3.47	\$ 8.12	26	11.11
VINGR	Vintage Grigio	8 x 8	pc.	\$ 3.47	\$ 8.19	26	11.02
VINVE	Vintage Verde	8 x 8	pc.	\$ 3.47	\$ 8.19	26	11.02

F.O.B. Toronto / Hamilton / Peterborough

H.S.T. to be added where applicable.

Prices, terms and conditions of sales are subject to change without notice.

All Returned goods must be prepaid. Full unopened cartons.

PORCELAIN

Mirage | Clay || 12 x 24, 24 x 24, 2 x 2, 48 x 110

PG: A99G

<u>CODE</u>	<u>DESCRIPTION</u>	<u>SIZE</u>	<u>UNIT</u>	<u>BKT I / PC</u>	<u>BKT I / SF</u>	<u>QTY/CTN</u>	<u>SQ. FT./CTN</u>
CL011224	Calm Natural Rectified	12 x 24	pc.	\$ 19.24	\$ 10.03	7	13.42
CL021224	Delight Natural Rectified	12 x 24	pc.	\$ 19.24	\$ 10.03	7	13.42
CL031224	Awake Natural Rectified	12 x 24	pc.	\$ 19.24	\$ 10.03	7	13.42
CL041224	Fancy Natural Rectified	12 x 24	pc.	\$ 19.24	\$ 10.03	7	13.42
CL051224	Verve Natural Rectified	12 x 24	pc.	\$ 19.24	\$ 10.03	7	13.42
CL061224	Shy Natural Rectified	12 x 24	pc.	\$ 19.24	\$ 10.03	7	13.42
CL071224	Trust Natural Rectified	12 x 24	pc.	\$ 19.24	\$ 10.03	7	13.42
CL0124	Calm Natural Rectified	24 x 24	pc.	\$ 43.65	\$ 11.38	3	11.51
CL0224	Delight Natural Rectified	24 x 24	pc.	\$ 43.65	\$ 11.38	3	11.51
CL0324	Awake Natural Rectified	24 x 24	pc.	\$ 43.65	\$ 11.63	3	11.26
CL0424	Fancy Natural Rectified	24 x 24	pc.	\$ 43.65	\$ 11.38	3	11.51
CL0524	Verve Natural Rectified	24 x 24	pc.	\$ 43.65	\$ 11.38	3	11.51
CL0624	Shy Natural Rectified	24 x 24	pc.	\$ 43.65	\$ 11.38	3	11.51
CL0724	Trust Natural Rectified	24 x 24	pc.	\$ 43.65	\$ 11.38	3	11.51

Mirage | Elysian || 12 x 24, 24 x 24, 24 x 48

PG: A9G3

<u>CODE</u>	<u>DESCRIPTION</u>	<u>SIZE</u>	<u>UNIT</u>	<u>BKT I / PC</u>	<u>BKT I / SF</u>	<u>QTY/CTN</u>	<u>SQ. FT./CTN</u>
EY011224	Mediterranea Natural Rectified	12 x 24	pc.	\$ 23.75	\$ 12.26	7	13.56
EY021224	Desert Stone Natural Rectified	12 x 24	pc.	\$ 23.75	\$ 12.26	7	13.56
EY031224	Beige Catalan Natural Rectified	12 x 24	pc.	\$ 23.75	\$ 12.26	7	13.56
EY041224	Gris Catalan Natural Rectified	12 x 24	pc.	\$ 23.75	\$ 12.26	7	13.56
EY051224	Saastal Natural Rectified	12 x 24	pc.	\$ 23.75	\$ 12.26	7	13.56
EY071224	Travertino Light Natural Rectified	12 x 24	pc.	\$ 23.75	\$ 12.26	7	13.56
EY081224	Travertino Dark Natural Rectified	12 x 24	pc.	\$ 23.75	\$ 12.26	7	13.56
EY091224	Gold Catalan Natural Rectified	12 x 24	pc.	\$ 23.75	\$ 12.26	7	13.56
EY0124	Mediterranea Natural Rectified	24 x 24	pc.	\$ 54.83	\$ 14.29	3	11.51
EY0224	Desert Stone Natural Rectified	24 x 24	pc.	\$ 54.83	\$ 14.29	3	11.51
EY0324	Beige Catalan Natural Rectified	24 x 24	pc.	\$ 54.83	\$ 14.29	3	11.51
EY0424	Gris Catalan Natural Rectified	24 x 24	pc.	\$ 54.83	\$ 14.29	3	11.51
EY0524	Saastal Natural Rectified	24 x 24	pc.	\$ 53.84	\$ 14.04	3	11.51
EY0724	Travertino Light Natural Rectified	24 x 24	pc.	\$ 54.83	\$ 14.29	3	11.51
EY0824	Travertino Dark Natural Rectified	24 x 24	pc.	\$ 54.83	\$ 14.29	3	11.51
EY0924	Gold Catalan Natural Rectified	24 x 24	pc.	\$ 54.83	\$ 14.29	3	11.51
EY012448	Mediterranea Natural Rectified	24 x 48	pc.	\$ 119.92	\$ 15.53	2	15.44
EY022448	Desert Stone Natural Rectified	24 x 48	pc.	\$ 119.92	\$ 15.53	2	15.44

F.O.B. Toronto / Hamilton / Peterborough

H.S.T. to be added where applicable.

Prices, terms and conditions of sales are subject to change without notice.

All Returned goods must be prepaid. Full unopened cartons.

PORCELAIN

Mirage | Elysian || 12 x 24, 24 x 24, 24 x 48

PG: A9G3

<u>CODE</u>	<u>DESCRIPTION</u>	<u>SIZE</u>	<u>UNIT</u>	<u>BKT I / PC</u>	<u>BKT I / SF</u>	<u>QTY/CTN</u>	<u>SQ. FT./CTN</u>
EY032448	Beige Catalan Natural Rectified	24 x 48	pc.	\$ 119.92	\$ 15.53	2	15.44
EY042448	Gris Catalan Natural Rectified	24 x 48	pc.	\$ 119.92	\$ 15.53	2	15.44
EY052448	Saastal Natural Rectified	24 x 48	pc.	\$ 119.92	\$ 15.53	2	15.44
EY072448	Travertino Light Natural Rectified	24 x 48	pc.	\$ 119.92	\$ 15.53	2	15.44
EY082448	Travertino Dark Natural Rectified	24 x 48	pc.	\$ 119.92	\$ 15.53	2	15.44
EY092448	Gold Catalan Natural Rectified	24 x 48	pc.	\$ 119.92	\$ 15.53	2	15.44

Mirage | Glocal Series || 2 x 2, 12 x 24, 24 x 24, 24 x 48

PG: A9A1

<u>CODE</u>	<u>DESCRIPTION</u>	<u>SIZE</u>	<u>UNIT</u>	<u>BKT I / PC</u>	<u>BKT I / SF</u>	<u>QTY/CTN</u>	<u>SQ. FT./CTN</u>
GC011224	Clear Natural	12 x 24	pc.	\$ 18.69	\$ 9.65	7	13.56
GC0124	Clear Natural	24 x 24	pc.	\$ 43.76	\$ 11.41	3	11.51
GC012448N	Clear Natural	24 x 48	pc.	\$ 110.78	\$ 14.35	2	15.44
GC01MO22N	Clear Mosaic Nat (2 x 2)*	12 x 12	sht.	\$ 39.08	\$ 40.76	10	9.59
GC021224	Perfect Natural	12 x 24	pc.	\$ 18.69	\$ 9.65	7	13.56
GC0224	Perfect Natural	24 x 24	pc.	\$ 43.76	\$ 11.41	3	11.51
GC022448N	Perfect Natural	24 x 48	pc.	\$ 110.78	\$ 14.35	2	15.44
GC02MO22N	Perfect Mosaic Nat (2 x 2)*	12 x 12	sht.	\$ 39.08	\$ 40.76	10	9.59
GC031224	Ideal Natural	12 x 24	pc.	\$ 19.26	\$ 9.94	7	13.56
GC0324	Ideal Natural	24 x 24	pc.	\$ 44.89	\$ 11.70	3	11.51
GC032448N	Ideal Natural	24 x 48	pc.	\$ 113.05	\$ 14.64	2	15.44
GC03MO22	Ideal Mosaic Nat (2 x 2)	12 x 12	sht.	\$ 39.08	\$ 40.76	6	5.75
GC041224	Type Natural	12 x 24	pc.	\$ 18.69	\$ 9.65	7	13.56
GC0424	Type Natural	24 x 24	pc.	\$ 43.76	\$ 11.41	3	11.51
GC042448N	Type Natural	24 x 48	pc.	\$ 110.78	\$ 14.35	2	15.44
GC04MO22	Type Mosaic Nat (2 x 2)	12 x 12	sht.	\$ 39.08	\$ 40.76	6	5.75
GC051224	Classic Natural	12 x 24	pc.	\$ 19.26	\$ 9.94	7	13.56
GC0524	Classic Natural	24 x 24	pc.	\$ 43.76	\$ 11.41	3	11.51
GC052448N	Classic Natural	24 x 48	pc.	\$ 113.05	\$ 14.64	2	15.44
GC05MO22	Classic Mosaic Nat (2 x 2)	12 x 12	sht.	\$ 39.08	\$ 40.76	6	5.75
GC061224	Absolute Natural	12 x 24	pc.	\$ 19.26	\$ 9.94	7	13.56
GC0624	Absolute Natural	24 x 24	pc.	\$ 44.89	\$ 11.70	3	11.51
GC062448N	Absolute Natural	24 x 48	pc.	\$ 113.05	\$ 14.64	2	15.44
GC06MO22N	Absolute Mosaic Nat (2 x 2)	12 x 12	sht.	\$ 39.08	\$ 40.76	10	9.59
GC071224	Sugar Natural	12 x 24	pc.	\$ 19.26	\$ 9.94	7	13.56
GC0724	Sugar Natural	24 x 24	pc.	\$ 44.89	\$ 11.70	3	11.51
GC072448N	Sugar Natural	24 x 48	pc.	\$ 113.05	\$ 14.64	2	15.44
GC07MO22	Sugar Mosaic Nat (2 x 2)	12 x 12	sht.	\$ 39.08	\$ 40.76	6	5.75
GC101224	Ginger Natural	12 x 24	pc.	\$ 19.26	\$ 9.94	7	13.56
GC1024	Ginger Natural	24 x 24	pc.	\$ 40.15	\$ 10.47	3	11.51

F.O.B. Toronto / Hamilton / Peterborough

H.S.T. to be added where applicable.

Prices, terms and conditions of sales are subject to change without notice.

All Returned goods must be prepaid. Full unopened cartons.

PORCELAIN

Mirage | Glocal Series || 2 x 2, 12 x 24, 24 x 24, 24 x 48

PG: A9A1

<u>CODE</u>	<u>DESCRIPTION</u>	<u>SIZE</u>	<u>UNIT</u>	<u>BKT I / PC</u>	<u>BKT I / SF</u>	<u>QTY/CTN</u>	<u>SQ. FT./CTN</u>
GC102448	Ginger Natural***	24 x 48	pc.	\$ 106.12	\$ 13.74	2	15.44
GC10MO22	Ginger Mosaic Nat. (2 x 2)	12 x 12	sht.	\$ 39.08	\$ 40.76	6	5.75
GC091224	Toffee Natural	12 x 24	pc.	\$ 18.69	\$ 9.65	7	13.56
GC0924	Toffee Natural	24 x 24	pc.	\$ 43.76	\$ 11.41	3	11.51
GC092448N	Toffee Natural	24 x 48	pc.	\$ 110.78	\$ 14.35	2	15.44
GC09MO22	Toffee Mosaic Nat (2 x 2)	12 x 12	sht.	\$ 39.08	\$ 40.76	6	5.75
GC081224	Chamois Natural	12 x 24	pc.	\$ 19.26	\$ 9.94	7	13.56
GC0824	Chamois Natural	24 x 24	pc.	\$ 44.89	\$ 11.70	3	11.51
GC082448N	Chamois Natural	24 x 48	pc.	\$ 113.05	\$ 14.64	2	15.44
GC08MO22	Chamois Mosaic Nat (2 x 2)	12 x 12	sht.	\$ 39.08	\$ 40.76	6	5.75

Special Order

GC201224	Iron Honed	12 x 24	pc.	\$ 20.29	\$ 10.47	7	13.56
GC202448	Iron Honed**	24 x 48	pc.	\$ 118.24	\$ 15.31	2	15.44
GC20MO22	Iron Mosaic Hon. (2 x 2)	12 x 12	sht.	\$ 39.08	\$ 40.76	6	5.75
GC211224	Corten Honed	12 x 24	pc.	\$ 20.29	\$ 10.47	7	13.56
GC212448	Corten Honed	24 x 48	pc.	\$ 118.24	\$ 15.31	2	15.44
GC21MO22	Corten Mosaic Hon (2 x 2)	12 x 12	sht.	\$ 39.08	\$ 40.76	6	5.75

Mirage | Lemmy Series || 12 x 24, 24 x 24

PG: A9A4

<u>CODE</u>	<u>DESCRIPTION</u>	<u>SIZE</u>	<u>UNIT</u>	<u>BKT I / PC</u>	<u>BKT I / SF</u>	<u>QTY/CTN</u>	<u>SQ. FT./CTN</u>
LY011224	Palladium SP Rectified	12 x 24	pc.	\$ 17.28	\$ 8.99	7	13.46
LY021224	Nimbus SP Rectified	12 x 24	pc.	\$ 16.40	\$ 8.53	7	13.46
LY031224	Excalibur SP Rectified	12 x 24	pc.	\$ 17.28	\$ 8.99	7	13.46
LY041224	Venom SP Rectified	12 x 24	pc.	\$ 17.28	\$ 8.99	7	13.46
LY051224	Afterglow SP Rectified	12 x 24	pc.	\$ 17.28	\$ 8.99	7	13.46
LY061224	Viridium SP Rectified	12 x 24	pc.	\$ 18.36	\$ 9.55	7	13.46
LY071224	Indio SP Rectified	12 x 24	pc.	\$ 18.36	\$ 9.55	7	13.46
LY081224	Pumpkin SP Rectified	12 x 24	pc.	\$ 18.36	\$ 9.55	7	13.46
LY091224	King SP Rectified	12 x 24	pc.	\$ 17.28	\$ 8.99	7	13.46
LY0124	Palladium SP Rectified	24 x 24	pc.	\$ 42.53	\$ 11.03	3	11.57
LY0224	Nimbus SP Rectified	24 x 24	pc.	\$ 42.53	\$ 11.03	3	11.57
LY0324	Excalibur SP Rectified	24 x 24	pc.	\$ 42.53	\$ 11.03	3	11.57
LY0424	Venom SP Rectified	24 x 24	pc.	\$ 42.53	\$ 11.03	3	11.57
LY0524	Afterglow SP Rectified	24 x 24	pc.	\$ 42.53	\$ 11.03	3	11.57
LY0624	Viridium SP Rectified	24 x 24	pc.	\$ 44.49	\$ 11.54	3	11.57
LY0724	Indio SP Rectified	24 x 24	pc.	\$ 44.49	\$ 11.54	3	11.57
LY0824	Pumpkin SP Rectified	24 x 24	pc.	\$ 44.49	\$ 11.54	3	11.57
LY0924	King SP Rectified	24 x 24	pc.	\$ 42.53	\$ 11.03	3	11.57

F.O.B. Toronto / Hamilton / Peterborough
H.S.T. to be added where applicable.

Prices, terms and conditions of sales are subject to change without notice.
All Returned goods must be prepaid. Full unopened cartons.

PORCELAIN

Mirage | Lemmy Series || 12 x 24, 24 x 24

PG: A9A4

<u>CODE</u>	<u>DESCRIPTION</u>	<u>SIZE</u>	<u>UNIT</u>	<u>BKT I / PC</u>	<u>BKT I / SF</u>	<u>QTY/CTN</u>	<u>SQ. FT./CTN</u>
Special Order							
LY02624	Nimbus SP Rectifie	6 x 24	pc.	\$ 12.68	\$ 12.68	14	14.00
LY04624	Venom SP Rectifie	6 x 24	pc.	\$ 12.68	\$ 12.68	14	14.00
LY08624	Pumpkin SP Rect	6 x 24	pc.	\$ 12.93	\$ 12.93	14	14.00
LY09P	Plume King SP	12 x 12	pc.	\$ 82.87	\$ 82.87	6	6.00
LY08P	Plume Pumpkin SP	12 x 12	pc.	\$ 82.87	\$ 82.87	6	6.00
LY07P	Plume Indio SP	12 x 12	pc.	\$ 82.87	\$ 82.87	6	6.00
LY06P	Plume Viridium SP	12 x 12	pc.	\$ 82.87	\$ 82.87	6	6.00
LY05P	Plume Afterglow SP	12 x 12	pc.	\$ 82.87	\$ 82.87	6	6.00
LY04P	Plume Venom SP	12 x 12	pc.	\$ 82.87	\$ 82.87	6	6.00
LY03P	Plume Excalibur SP	12 x 12	pc.	\$ 82.87	\$ 82.87	6	6.00
LY02P	Plume Nimbus SP	12 x 12	pc.	\$ 82.87	\$ 82.87	6	6.00
LY01P	Plume Palladium SP	12 x 12	pc.	\$ 82.87	\$ 82.87	6	6.00
LY042448	Venom SP Rectifie	24 x 48	pc.	\$ 110.76	\$ 14.34	2	15.44
LY082448	Pumpkin SP	24 x 48	pc.	\$ 113.39	\$ 14.68	2	15.44
LY052448	Afterglow SP	24 x 48	pc.	\$ 101.19	\$ 13.10	2	15.44

Mirage | Silverlake || 12 x 24

PG: A9A6

<u>CODE</u>	<u>DESCRIPTION</u>	<u>SIZE</u>	<u>UNIT</u>	<u>BKT I / PC</u>	<u>BKT I / SF</u>	<u>QTY/CTN</u>	<u>SQ. FT./CTN</u>
SK02	Resia Natural	12 x 24	pc.	\$ 18.08	\$ 9.33	7	13.56
SK06	Orsi Natural	12 x 24	pc.	\$ 18.08	\$ 9.33	7	13.56
SK04	Nemi Natural	12 x 24	pc.	\$ 18.08	\$ 9.33	7	13.56
SK03	Mortiz Natural	12 x 24	pc.	\$ 18.08	\$ 9.33	7	13.56
SK05	Moro Natural	12 x 24	pc.	\$ 18.08	\$ 9.33	7	13.56
SK01	Braies Natural	12 x 24	pc.	\$ 18.08	\$ 9.33	7	13.56

Montecera | Calacatta Borghini || 12x24, 13x13, 12x12

PG: AJI9

<u>CODE</u>	<u>DESCRIPTION</u>	<u>SIZE</u>	<u>UNIT</u>	<u>BKT I / PC</u>	<u>BKT I / SF</u>	<u>QTY/CTN</u>	<u>SQ. FT./CTN</u>
CLC30071	Calacatta Borghini	12 x 24	pc	\$ 11.40	\$ 5.95	9	17.26
CLC33071	Calacatta Borghini	13 x 13	pc	\$ 6.35	\$ 5.46	13	15.12
CLCHEX01	2X2 Calacatta Borghini Hexagon Mosaic	12 x 12	sht	\$ 19.13	\$ 22.22	10	8.61
CLCMOS01	2X2 Calacatta Borghini Mosaic	12 x 12	sht	\$ 18.98	\$ 19.80	10	9.59

F.O.B. Toronto / Hamilton / Peterborough
H.S.T. to be added where applicable.
Prices, terms and conditions of sales are subject to change without notice.
All Returned goods must be prepaid. Full unopened cartons.

PORCELAIN

Montecera | Cemento Rustico || 2x2 Mosaic

PG: AJI5

<u>CODE</u>	<u>DESCRIPTION</u>	<u>SIZE</u>	<u>UNIT</u>	<u>BKT I / PC</u>	<u>BKT I / SF</u>	<u>QTY/CTN</u>	<u>SQ. FT./CTN</u>
CRUMOS01	2X2 White Mosaic	12 x 12	sht	\$ 18.06	\$ 18.84	10	9.59
CRUMOS02	2X2 Grey Mosaic	12 x 12	sht	\$ 18.06	\$ 18.84	10	9.59
CRUMOS03	2X2 Dark Grey Mosaic	12 x 12	sht	\$ 18.06	\$ 18.84	10	9.59

Montecera | Jefferson || 13x13, 12x12

PG: AJI1

<u>CODE</u>	<u>DESCRIPTION</u>	<u>SIZE</u>	<u>UNIT</u>	<u>BKT I / PC</u>	<u>BKT I / SF</u>	<u>QTY/CTN</u>	<u>SQ. FT./CTN</u>
JFR30051N	White	13 x 13	pc.	\$ 6.41	\$ 5.46	13	15.26
JFR30052N	Beige	13 x 13	pc.	\$ 6.41	\$ 5.46	13	15.26
JFR30053N	Light Grey	13 x 13	pc.	\$ 6.41	\$ 5.46	13	15.26
Special Order							
JFR30054N	Dark Grey	13 x 13	pc.	\$ 6.41	\$ 5.46	13	15.26
JFR30052	Beige	13 x 13	pc.	\$ 6.41	\$ 5.46	11	12.91
JFR30051	White	13 x 13	pc.	\$ 6.41	\$ 5.46	11	12.91
JFR30053	Light Grey	13 x 13	pc.	\$ 6.41	\$ 5.46	11	12.91
JFR30054	Dark Grey	13 x 13	pc.	\$ 6.41	\$ 5.46	11	12.91
JFR69073	Antracite Mosaic (2X2)	12 x 12	sht	\$ 19.70	\$ 19.70	10	10.00

Montecera | Napa || 12x12, 12x24

PG: AJI7

<u>CODE</u>	<u>DESCRIPTION</u>	<u>SIZE</u>	<u>UNIT</u>	<u>BKT I / PC</u>	<u>BKT I / SF</u>	<u>QTY/CTN</u>	<u>SQ. FT./CTN</u>
NPA30071	White	12 x 24	pc.	\$ 11.30	\$ 5.89	8	15.34
NPA30072	Bone	12 x 24	pc.	\$ 11.30	\$ 5.89	8	15.34
NPA30073	Dark Grey	12 x 24	pc.	\$ 11.30	\$ 5.89	8	15.34
NPAMOS01	2X2 White Mosaic	12 x 12	sht	\$ 18.27	\$ 18.83	10	9.70
NPAMOS02	2X2 Bone Mosaic	12 x 12	sht	\$ 18.27	\$ 18.83	10	9.70
NPAMOS03	2X2 Dark Grey Mosaic	12 x 12	sht	\$ 18.27	\$ 18.83	10	9.70

Montecera | Savona || 12x24, 12x12

PG: AJI6

<u>CODE</u>	<u>DESCRIPTION</u>	<u>SIZE</u>	<u>UNIT</u>	<u>BKT I / PC</u>	<u>BKT I / SF</u>	<u>QTY/CTN</u>	<u>SQ. FT./CTN</u>
SVN30072	Smoke	12 x 24	pc.	\$ 11.30	\$ 5.89	9	17.26
SVNMOS01	2X2 Bianco Mosaic	12 x 12	sht	\$ 18.06	\$ 18.84	10	9.59
SVNMOS02	2X2 Smoke Mosaic	12 x 12	sht	\$ 18.06	\$ 18.84	10	9.59
SVNMOS03	2X2 Ash Mosaic	12 x 12	sht	\$ 18.06	\$ 18.84	10	9.59

F.O.B. Toronto / Hamilton / Peterborough
H.S.T. to be added where applicable.

Prices, terms and conditions of sales are subject to change without notice.
All Returned goods must be prepaid. Full unopened cartons.

PORCELAIN

Montecera | Statuario Bianco || 12x24, 12 x 12, 13x13

PG: AJI8

<u>CODE</u>	<u>DESCRIPTION</u>	<u>SIZE</u>	<u>UNIT</u>	<u>BKT I / PC</u>	<u>BKT I / SF</u>	<u>QTY/CTN</u>	<u>SQ. FT./CTN</u>
STR30071	Bianco	12 x 24	pc.	\$ 11.40	\$ 5.95	9	17.26
STR33071	Bianco	13 x 13	pc.	\$ 6.35	\$ 5.46	13	15.12
STRHEX01	2X2 Hexagon Mosaic	12 x 12	sht	\$ 19.13	\$ 22.22	10	8.61
STRMOS01	2X2 Bianco Mosaic	12 x 12	sht	\$ 18.98	\$ 19.80	10	9.59

Montecera | York || 2 x 2, 12 x 24, 24 x 24

PG: AJI

<u>CODE</u>	<u>DESCRIPTION</u>	<u>SIZE</u>	<u>UNIT</u>	<u>BKT I / PC</u>	<u>BKT I / SF</u>	<u>QTY/CTN</u>	<u>SQ. FT./CTN</u>
YRK30071	York Bone Matte	12 x 24	pc.	\$ 11.38	\$ 5.87	9	17.44
YRK30079	York Bone Polished	24 x 24	pc.	\$ 32.93	\$ 8.50	4	15.50
YRK30083	York Bone Mos Matte (2 x 2)	12 x 12	sht.	\$ 22.16	\$ 23.11	10	9.59
YRK30072	York Fumo Matte	12 x 24	pc.	\$ 11.38	\$ 5.87	9	17.44
YRK30080	York Fumo Polished	24 x 24	pc.	\$ 32.93	\$ 8.50	4	15.50
YRK30084	York Fumo Mos Matte (2 x 2)	12 x 12	sht.	\$ 22.16	\$ 23.11	10	9.59
YRK30073	York Anthracite Matte	12 x 24	pc.	\$ 11.38	\$ 5.87	9	17.44
YRK30081	York Anthracite Polished	24 x 24	pc.	\$ 32.93	\$ 8.50	4	15.50
YRK30085	York Anthrac Mos Mat (2 x 2)	12 x 12	sht.	\$ 22.16	\$ 23.11	10	9.59
YRK30082	York Smoke Polished	24 x 24	pc.	\$ 32.93	\$ 8.50	4	15.50
YRK30086	York Smoke Mos Matte (2 x 2)	12 x 12	sht.	\$ 22.16	\$ 23.11	10	9.59

Montecera | Zebrino Bianco || 12x24, 12 x 12, 13x13

PG: AJI8

<u>CODE</u>	<u>DESCRIPTION</u>	<u>SIZE</u>	<u>UNIT</u>	<u>BKT I / PC</u>	<u>BKT I / SF</u>	<u>QTY/CTN</u>	<u>SQ. FT./CTN</u>
ZBN30071	Bianco	12 x 24	pc.	\$ 11.40	\$ 5.95	9	17.26
ZBNHEX01	2X2 Bianco Hexagon Mosaic	12 x 12	sht.	\$ 19.13	\$ 22.22	10	8.61
ZBNMOS01	2X2 Bianco Mosaic	12 x 12	sht.	\$ 18.98	\$ 19.80	10	9.59

F.O.B. Toronto / Hamilton / Peterborough
H.S.T. to be added where applicable.
Prices, terms and conditions of sales are subject to change without notice.
All Returned goods must be prepaid. Full unopened cartons.

PORCELAIN

Piemme | Glitch || 12 x 24, 24 x 24, 24 x 48

PG: AYXO

<u>CODE</u>	<u>DESCRIPTION</u>	<u>SIZE</u>	<u>UNIT</u>	<u>BKT I / PC</u>	<u>BKT I / SF</u>	<u>QTY/CTN</u>	<u>SQ. FT./CTN</u>
03264	Clay Natural Rectified	24 x 48	pc.	\$ 111.14	\$ 14.60	2	15.22
03265	Gravel Natural Rectified	24 x 48	pc.	\$ 111.14	\$ 14.60	2	15.22
03266	Sand Natural Rectified	24 x 48	pc.	\$ 111.14	\$ 14.60	2	15.22
03267	Salt Natural Rectified	24 x 48	pc.	\$ 111.14	\$ 14.60	2	15.22
03268	Ash Natural Rectified	24 x 48	pc.	\$ 111.14	\$ 14.60	2	15.22
03269	Flint Natural Rectified	24 x 48	pc.	\$ 111.14	\$ 14.60	2	15.22
03271	Graphite Natural Rectified	24 x 48	pc.	\$ 111.14	\$ 14.60	2	15.22
03272	Carbon Natural Rectified	24 x 48	pc.	\$ 111.14	\$ 14.60	2	15.22
03297	Décor Fault Sand Natural Rectified	24 x 48	pc.	\$ 125.52	\$ 16.49	2	15.22
03299	Décor Fault Ash Natural Rectified	24 x 48	pc.	\$ 125.52	\$ 16.49	2	15.22
03302	Décor Fault Graphite Natural Rectified	24 x 48	pc.	\$ 125.52	\$ 16.49	2	15.22
03298	Décor Fault Salt Natural Rectified	24 x 48	pc.	\$ 125.52	\$ 16.49	2	15.22
03289	Carbon Natural Rectified	24 x 24	pc.	\$ 49.28	\$ 12.85	3	11.50
03288	Graphite Natural Rectified	24 x 24	pc.	\$ 49.82	\$ 12.99	3	11.50
03287	Flint Natural Rectified	24 x 24	pc.	\$ 49.28	\$ 12.85	3	11.50
03286	Ash Natural Rectified	24 x 24	pc.	\$ 49.82	\$ 12.99	3	11.50
03285	Salt Natural Rectified	24 x 24	pc.	\$ 49.82	\$ 12.99	3	11.50
03284	Sand Natural Rectified	24 x 24	pc.	\$ 49.82	\$ 12.99	3	11.50
03283	Gravel Natural Rectified	24 x 24	pc.	\$ 49.28	\$ 12.85	3	11.50
03282	Clay Natural Rectified	24 x 24	pc.	\$ 49.28	\$ 12.85	3	11.50
03281	Carbon Natural Rectified	12 x 24	pc.	\$ 22.37	\$ 11.67	6	11.51
03279	Graphite Natural Rectified	12 x 24	pc.	\$ 22.57	\$ 11.77	6	11.51
03278	Flint Natural Rectified	12 x 24	pc.	\$ 22.37	\$ 11.67	6	11.51
03277	Ash Natural Rectified	12 x 24	pc.	\$ 22.57	\$ 11.77	6	11.51
03276	Salt Natural Rectified	12 x 24	pc.	\$ 22.57	\$ 11.77	6	11.51
03274	Gravel Natural Rectified	12 x 24	pc.	\$ 22.37	\$ 11.67	6	11.51
03273	Clay Natural Rectified	12 x 24	pc.	\$ 22.37	\$ 11.67	6	11.51
03275	Sand Natural Rectified	12 x 24	pc.	\$ 22.57	\$ 11.77	6	11.51
Special Order							
03295	Décor Fault Clay Natural Rectified	24 x 48	pc.	\$ 122.13	\$ 16.05	2	15.22
03296	Décor Fault Gravel Natural Rectified	24 x 48	pc.	\$ 122.13	\$ 16.05	2	15.22
03301	Décor Fault Flint Natural Rectified	24 x 48	pc.	\$ 122.13	\$ 16.05	2	15.22
03303	Décor Fault Carbon Natural Rectified	24 x 48	pc.	\$ 122.13	\$ 16.05	2	15.22

F.O.B. Toronto / Hamilton / Peterborough
H.S.T. to be added where applicable.
Prices, terms and conditions of sales are subject to change without notice.
All Returned goods must be prepaid. Full unopened cartons.

PORCELAIN

Portinari | Beaubridge || 2 x 2, 12 x 24

PG: A38A

<u>CODE</u>	<u>DESCRIPTION</u>	<u>SIZE</u>	<u>UNIT</u>	<u>BKT I / PC</u>	<u>BKT I / SF</u>	<u>QTY/CTN</u>	<u>SQ. FT./CTN</u>
59481	Arctic White	12 x 24	pc.	\$ 15.64	\$ 8.28	5	4.56
59370	Arctic White Mosaic (2 x 2)	12 x 12	sht.	\$ 32.60	\$ 35.77	8	15.11
59482	Navajo Beige	12 x 24	pc.	\$ 15.64	\$ 8.28	5	4.56
59371	Navajo Beige Mosaic (2 x 2)	12 x 12	sht.	\$ 32.60	\$ 35.77	8	15.11
59483	Cool Grey	12 x 24	pc.	\$ 15.64	\$ 8.28	5	4.56
59372	Cool Grey Mosaic (2 x 2)	12 x 12	sht.	\$ 32.60	\$ 35.77	8	15.11
59484	Smokey Grey	12 x 24	pc.	\$ 15.64	\$ 8.28	5	4.56
59373	Smokey Grey Mosaic (2 x 2)	12 x 12	sht.	\$ 32.60	\$ 35.77	5	4.56

Portinari | Linear Stone || 2 x 2, 12 x 24

PG: A38B

<u>CODE</u>	<u>DESCRIPTION</u>	<u>SIZE</u>	<u>UNIT</u>	<u>BKT I / PC</u>	<u>BKT I / SF</u>	<u>QTY/CTN</u>	<u>SQ. FT./CTN</u>
59427	White	12 x 24	pc.	\$ 15.55	\$ 8.29	8	15.02
59431	White Mosaic (2 x 2)	12 x 12	sht.	\$ 32.60	\$ 35.77	5	4.56
59429	Beige	12 x 24	pc.	\$ 15.55	\$ 8.29	8	15.02
59433	Beige Mosaic (2 x 2)	12 x 12	sht.	\$ 32.60	\$ 35.77	5	4.56
59428	Grey	12 x 24	pc.	\$ 15.55	\$ 8.29	8	15.02
59432	Grey Mosaic (2 x 2)	12 x 12	sht.	\$ 32.60	\$ 35.77	5	4.56
59430	Black	12 x 24	pc.	\$ 15.55	\$ 8.29	8	15.02
59434	Black Mosaic (2 x 2)	12 x 12	sht.	\$ 32.60	\$ 35.77	5	4.56

Refin | Tune || 12 x 24, 24 x 24, 48 x 48

PG: AE3A

<u>CODE</u>	<u>DESCRIPTION</u>	<u>SIZE</u>	<u>UNIT</u>	<u>BKT I / PC</u>	<u>BKT I / SF</u>	<u>QTY/CTN</u>	<u>SQ. FT./CTN</u>
TUDE1224	Desert Matte	12 x 24	pc.	\$ 19.78	\$ 10.21	7	13.56
TUDE1224S	Desert Soft	12 x 24	pc.	\$ 18.89	\$ 9.85	7	13.42
TULA1224S	Lava Soft	12 x 24	pc.	\$ 18.89	\$ 9.85	7	13.42
TURO1224S	Rock Soft	12 x 24	pc.	\$ 18.89	\$ 9.85	7	13.42
TUSN1224S	Snow Soft	12 x 24	pc.	\$ 18.89	\$ 9.85	7	13.42
TUDE24S	Desert Soft	24 x 24	pc.	\$ 44.15	\$ 11.51	3	11.51
TULA24S	Lava Soft	24 x 24	pc.	\$ 44.15	\$ 11.51	3	11.51
TURO24	Rock Matte	24 x 24	pc.	\$ 45.07	\$ 11.27	3	12.00
TURO24S	Rock Soft	24 x 24	pc.	\$ 44.15	\$ 11.51	3	11.51
TUSN24S	Snow Soft	24 x 24	pc.	\$ 44.15	\$ 11.51	3	11.51
TUSN48S	Snow Soft	48 x 48	pc.	\$ 44.15	\$ 11.51	2	31.01

Special Order

TULA1224	Lava Matte	12 x 24	pc.	\$ 19.78	\$ 10.21	7	13.56
TULAMO	Lava Mosaic Soft	12 x 12	pc.	\$ 24.76	\$ 25.60	6	5.80
TUSNMO	Snow Mosaic Soft	12 x 12	pc.	\$ 24.76	\$ 25.60	6	5.80
TUSN2448S	Snow Soft	24 x 48	pc.	\$ 101.71	\$ 13.12	2	15.50

F.O.B. Toronto / Hamilton / Peterborough
H.S.T. to be added where applicable.

Prices, terms and conditions of sales are subject to change without notice.
All Returned goods must be prepaid. Full unopened cartons.

PORCELAIN

S.Agostino | Colorart || 6 x 48

PG: ADB

<u>CODE</u>	<u>DESCRIPTION</u>	<u>SIZE</u>	<u>UNIT</u>	<u>BKT I / PC</u>	<u>BKT I / SF</u>	<u>QTY/CTN</u>	<u>SQ. FT./CTN</u>
CO7BO	Bone Rectified	6 x 48	pc.	\$ 28.79	\$ 15.34	6	11.26
CO7CA	Carbone Rectified	6 x 48	pc.	\$ 28.79	\$ 15.34	6	11.26
CO7DE	Desert Rectified	6 x 48	pc.	\$ 28.79	\$ 15.34	6	11.26
CO7LT	Light Rectified	6 x 48	pc.	\$ 28.79	\$ 15.34	6	11.26
CO7NA	Navy Rectified	6 x 48	pc.	\$ 28.79	\$ 15.34	6	11.26

S.Agostino | FusionArt || 6 x 48

PG: ADE

<u>CODE</u>	<u>DESCRIPTION</u>	<u>SIZE</u>	<u>UNIT</u>	<u>BKT I / PC</u>	<u>BKT I / SF</u>	<u>QTY/CTN</u>	<u>SQ. FT./CTN</u>
FUBR312	Brown Natural	12 x 48	pc.	\$ 55.47	\$ 14.62	4	15.17
FUGR312	Grey Natural	12 x 48	pc.	\$ 55.47	\$ 14.62	4	15.17
FULI312	Light Natural	12 x 48	pc.	\$ 55.47	\$ 14.62	4	15.17
FUNA312	Natural	12 x 48	pc.	\$ 55.47	\$ 14.62	4	15.17
FUSA312	Sand Natural	12 x 48	pc.	\$ 55.47	\$ 14.62	4	15.17

S.Agostino | Patchwork || 8 x 8

PG: ADC

<u>CODE</u>	<u>DESCRIPTION</u>	<u>SIZE</u>	<u>UNIT</u>	<u>BKT I / PC</u>	<u>BKT I / SF</u>	<u>QTY/CTN</u>	<u>SQ. FT./CTN</u>
PBW02	Black White 02	8 x 8	pc.	\$ 8.27	\$ 19.83	17	7.09
PBW04	Black White 04	8 x 8	pc.	\$ 8.27	\$ 19.83	17	7.09
PBW05	Black White 05	8 x 8	pc.	\$ 8.27	\$ 19.83	17	7.09
PBWGR	Grey Natural	8 x 8	pc.	\$ 7.62	\$ 18.27	17	7.09
PBWWH	White Natural	8 x 8	pc.	\$ 7.62	\$ 18.27	17	7.09
PBWMX	Black/White Mix	8 x 8	ctn.	\$ 140.60	\$ 18.80	17	7.09

Special Order

PBW01	Black White 01	8 x 8	pc.	\$ 8.27	\$ 19.83	17	7.09
PBW03	Black White 03	8 x 8	pc.	\$ 8.27	\$ 19.83	17	7.09
PBWBL	Black Natural	8 x 8	pc.	\$ 7.62	\$ 18.27	17	7.09

Vitra | Ethereal Series || 8 x 10, 13 x 13, 12 x 24

PG: A5Q

<u>CODE</u>	<u>DESCRIPTION</u>	<u>SIZE</u>	<u>UNIT</u>	<u>BKT I / PC</u>	<u>BKT I / SF</u>	<u>QTY/CTN</u>	<u>SQ. FT./CTN</u>
K944616	Light Grey Glossy	8 x 10	pc.	\$ 2.46	\$ 4.69	20	10.49
K944602	Light Grey Matte	13 x 13	pc.	\$ 5.81	\$ 5.05	9	10.36
K943386LP	Light Grey Lappato	12 x 24	pc.	\$ 14.49	\$ 7.25	6	12.00
K944618	Sand Grey Glossy	8 x 10	pc.	\$ 2.46	\$ 4.69	20	10.49
K944607	Sand Grey Matte	13 x 13	pc.	\$ 5.81	\$ 5.05	9	10.36
K943389LP	Sand Grey Lappato	12 x 24	pc.	\$ 14.49	\$ 7.25	6	12.00

F.O.B. Toronto / Hamilton / Peterborough
H.S.T. to be added where applicable.

Prices, terms and conditions of sales are subject to change without notice.
All Returned goods must be prepaid. Full unopened cartons.

DOUBLE LOADED PORCELAIN (HEAVY COMMERCIAL USE)

Margres | Time 2.0 Series || 12 x 24, 24 x 24

PG: AGZ1

<u>CODE</u>	<u>DESCRIPTION</u>	<u>SIZE</u>	<u>UNIT</u>	<u>BKT I / PC</u>	<u>BKT I / SF</u>	<u>QTY/CTN</u>	<u>SQ. FT./CTN</u>
36T21NR	Snow Natural	12 x 24	pc.	\$ 25.04	\$ 12.97	5	9.65
36T22NR	White Natural	12 x 24	pc.	\$ 22.71	\$ 11.77	5	9.65
36T23NR	Cream Natural	12 x 24	pc.	\$ 22.71	\$ 11.77	5	9.65
36T24NR	Beige Natural	12 x 24	pc.	\$ 22.71	\$ 11.77	5	9.65
36T25NR	Dove Natural	12 x 24	pc.	\$ 22.71	\$ 11.77	5	9.65
36T26NR	Silver Natural	12 x 24	pc.	\$ 22.71	\$ 11.77	5	9.65
36T27NR	Grey Natural	12 x 24	pc.	\$ 22.71	\$ 11.77	5	9.65
36T28NR	Carbon Natural	12 x 24	pc.	\$ 22.71	\$ 11.77	5	9.65
36T29NR	Black Natural	12 x 24	pc.	\$ 22.71	\$ 11.77	5	9.65
66T26NR	Silver Natural	24 x 24	pc.	\$ 47.42	\$ 12.24	3	11.62
66T29NR	Black Natural	24 x 24	pc.	\$ 47.42	\$ 12.24	3	11.62

Vitra | Color Dot || 12 x 12

PG: AN6B

<u>CODE</u>	<u>DESCRIPTION</u>	<u>SIZE</u>	<u>UNIT</u>	<u>BKT I / PC</u>	<u>BKT I / SF</u>	<u>QTY/CTN</u>	<u>SQ. FT./CTN</u>
K835722	Super White R9	12 x 12	pc.	\$ 7.14	\$ 7.45	11	10.55
Stocked in Montreal							
K854982	Graphite Grey R9	12 x 12	pc.	\$ 6.09	\$ 6.35	11	10.55
K835700	Grey R9	12 x 12	pc.	\$ 6.19	\$ 6.46	11	10.55

Vitra | Function Series (Structured Surfaces) || 8 x 8

PG: AN2

<u>CODE</u>	<u>DESCRIPTION</u>	<u>SIZE</u>	<u>UNIT</u>	<u>BKT I / PC</u>	<u>BKT I / SF</u>	<u>QTY/CTN</u>	<u>SQ. FT./CTN</u>
K757894	Corund White Grey Dotti	8 x 8	pc.	\$ 3.11	\$ 7.00	25	11.11
Special Order							
K757905	Corund Dark Grey Dotti	8 x 8	pc.	\$ 4.27	\$ 9.61	25	11.11
K757916	Corund Ivory Dotti	8 x 8	pc.	\$ 4.27	\$ 9.61	25	11.11
K757920	Diamond White Grey Dotti	8 x 8	pc.	\$ 4.27	\$ 9.61	25	11.11
K757931	Diamond Dark Grey Dotti	8 x 8	pc.	\$ 4.27	\$ 9.61	25	11.11

F.O.B. Toronto / Hamilton / Peterborough
H.S.T. to be added where applicable.
Prices, terms and conditions of sales are subject to change without notice.
All Returned goods must be prepaid. Full unopened cartons.

DOUBLE LOADED PORCELAIN (HEAVY COMMERCIAL USE)

Vitra | Dotti Series (Graniti Look) || 8 x 8, 12 x 12

PG: AN0

<u>CODE</u>	<u>DESCRIPTION</u>	<u>SIZE</u>	<u>UNIT</u>	<u>BKT I / PC</u>		<u>BKT I / SF</u>	<u>QTY/CTN</u>	<u>SQ. FT./CTN</u>
K835346	Dk. Grey Matte	8 x 8	pc.	\$	2.80	\$ 6.30	25	11.11
K835604	Dk. Grey Matte	12 x 12	pc.	\$	6.11	\$ 6.11	11	11.00
K835582	Ivory Matte	12 x 12	pc.	\$	6.11	\$ 6.11	11	11.00
K835335	Lt. Grey Matte	8 x 8	pc.	\$	2.80	\$ 6.30	25	11.11
K835593	Lt. Grey Matte	12 x 12	pc.	\$	6.11	\$ 6.11	11	11.00
K944481	New Taupe	12 x 12	pc.	\$	6.11	\$ 6.11	11	11.00
K835626	Lt. Beige Matte	12 x 12	pc.	\$	6.11	\$ 6.11	11	11.00
Special Order								
K754644	Dk. Grey Tread	12 x 12	pc.	\$	16.57	\$ 16.57	11	11.00
752356	Dk. Grey Battiscopa	3 x 12	pc.	\$	15.93	\$ 63.72	30	7.50
K754622	Ivory Tread	12 x 12	pc.	\$	16.57	\$ 16.57	11	11.00
752334	Ivory Battiscopa	3 x 12	pc.	\$	15.93	\$ 63.72	30	7.50
K754633	Lt. Grey Tread	12 x 12	pc.	\$	16.57	\$ 16.57	11	11.00
752345	Lt. Grey Battiscopa	3 x 12	pc.	\$	15.93	\$ 63.72	30	7.50
767034	Taupe Tread	12 x 12	pc.	\$	16.57	\$ 16.57	11	11.00
766430	Taupe Battiscopa	3 x 12	pc.	\$	15.93	\$ 63.72	30	7.50
K835313	Lt. Beige Matte	8 x 8	pc.	\$	4.13	\$ 9.29	25	11.11
K767045	Lt. Beige Tread	12 x 12	pc.	\$	16.57	\$ 16.57	11	11.00
766426	Lt. Beige Battiscopa	3 x 12	pc.	\$	15.93	\$ 63.72	30	7.50

F.O.B. Toronto / Hamilton / Peterborough
H.S.T. to be added where applicable.
Prices, terms and conditions of sales are subject to change without notice.
All Returned goods must be prepaid. Full unopened cartons.

TECHNICAL PORCELAIN

Apavisa | Encaustic 2.0 Rectified (Digital Glazed Porcelain) || 12 x 12

PG: AGB0

<u>CODE</u>	<u>DESCRIPTION</u>	<u>SIZE</u>	<u>UNIT</u>	<u>BKT I / PC</u>	<u>BKT I / SF</u>	<u>QTY/CTN</u>	<u>SQ. FT./CTN</u>
ENCACODEL	Coal Décor Lappato	12 x 12	pc.	\$ 27.16	\$ 28.46	13	12.40
ENCAWHDEL	White Décor Lappato	12 x 12	pc.	\$ 27.16	\$ 28.46	13	12.40

Apavisa | Hydraulic (Digital Glazed Porcelain) || 12 x 12

PG: AGC

<u>CODE</u>	<u>DESCRIPTION</u>	<u>SIZE</u>	<u>UNIT</u>	<u>BKT I / PC</u>	<u>BKT I / SF</u>	<u>QTY/CTN</u>	<u>SQ. FT./CTN</u>
HYBK12	Black Natural	12 x 12	pc.	\$ 22.38	\$ 22.38	13	13.00
HYBL12	Blue Natural	12 x 12	pc.	\$ 22.38	\$ 22.38	13	13.00
HYGR12	Grey Natural	12 x 12	pc.	\$ 22.38	\$ 22.38	13	13.00
HYP12	Patchwork Natural - Random Designs	12 x 12	ctn.	\$ 291.12			

Florida Tile | Rhyme Series (Digital Glazed Porcelain) || 1 x 6, 12 x 24

PG: AFS2

<u>CODE</u>	<u>DESCRIPTION</u>	<u>SIZE</u>	<u>UNIT</u>	<u>BKT I / PC</u>	<u>BKT I / SF</u>	<u>QTY/CTN</u>	<u>SQ. FT./CTN</u>
285031224	Ivory Staccato	12 x 24	pc.	\$ 15.40	\$ 7.70	8	16.00
28503M16	Ivory Staccato Mosaic (1 x 6)	12 x 12	sht.	\$ 16.63	\$ 17.16	5	4.84
285131224	Silver Melody	12 x 24	pc.	\$ 15.40	\$ 7.70	8	16.00
285221224	Almond Note	12 x 24	pc.	\$ 15.40	\$ 7.70	8	16.00
285321224	Desert Harmony	12 x 24	pc.	\$ 15.40	\$ 7.70	8	16.00
285931224	Stone Chamber	12 x 24	pc.	\$ 15.40	\$ 7.70	8	16.00

Special Order

28513M16	Silver Melody Mosaic (1 x 6)	12 x 12	sht.	\$ 16.63	\$ 17.16	5	4.84
28522M16	Almond Note Mosaic (1 x 6)	12 x 12	sht.	\$ 16.63	\$ 17.16	5	4.84
28593M16	Stone Chamber Mosaic (1 x 6)	12 x 12	sht.	\$ 16.63	\$ 17.16	5	4.84
28503P43C9	Ivory Staccato Bullnose	3 x 12	pc.	\$ 11.18		20	
28513P43C9	Silver Melody Bullnose	3 x 12	pc.	\$ 11.18		20	
28522P43C9	Almond Note Bullnose	3 x 12	pc.	\$ 11.18		20	
28532P43C9	Desert Harmony Bullnose	3 x 12	pc.	\$ 11.18		20	
28593P43C9	Stone Chamber Bullnose	3 x 12	pc.	\$ 11.18		20	
28500AM12ROMA	Soprano Roman Mosaic	12 x 12	sht.	\$ 72.68	\$ 75.01	5	4.84
28500BM12ROMA	Alto Roman Mosaic	12 x 12	sht.	\$ 72.68	\$ 75.01	5	4.84
28500CM12ROMA	Tenor Roman Mosaic	12 x 12	sht.	\$ 72.68	\$ 75.01	5	4.84

F.O.B. Toronto / Hamilton / Peterborough

H.S.T. to be added where applicable.

Prices, terms and conditions of sales are subject to change without notice.

All Returned goods must be prepaid. Full unopened cartons.

TECHNICAL PORCELAIN

Florina | Quarrazzo || 12 x 24, 24 x 24

PG: A2P

<u>CODE</u>	<u>DESCRIPTION</u>	<u>SIZE</u>	<u>UNIT</u>	<u>BKT I / PC</u>	<u>BKT I / SF</u>	<u>QTY/CTN</u>	<u>SQ. FT./CTN</u>
QUBB1224	Basalt Black	12 x 24	pc.	\$ 26.57	\$ 13.82	8	15.38
QUBB24	Basalt Black	24 x 24	pc.	\$ 51.73	\$ 13.45	4	15.38
QUIS1224	Ice Snow	12 x 24	pc.	\$ 26.57	\$ 13.82	8	15.38
QUIS24	Ice Snow	24 x 24	pc.	\$ 51.73	\$ 13.45	4	15.38
QUNS1224	Night Sky	12 x 24	pc.	\$ 26.57	\$ 13.82	8	15.38
QUNS24	Night Sky	24 x 24	pc.	\$ 51.73	\$ 13.45	4	15.38
QUSN1224	Snow	12 x 24	pc.	\$ 26.57	\$ 13.82	8	15.38
QUSP1224	Silver Pearl	12 x 24	pc.	\$ 26.57	\$ 13.82	8	15.38
QUSP24	Silver Pearl	24 x 24	pc.	\$ 51.73	\$ 13.45	4	15.38

Margres | Subway - Natural || 12 x 24, 24 x 24

PG: AGZ

<u>CODE</u>	<u>DESCRIPTION</u>	<u>SIZE</u>	<u>UNIT</u>	<u>BKT I / PC</u>	<u>BKT I / SF</u>	<u>QTY/CTN</u>	<u>SQ. FT./CTN</u>
36SW1NR	White	12 x 24	pc.	\$ 21.49	\$ 11.38	6	11.33
66SW1NR	White	24 x 24	pc.	\$ 42.61	\$ 11.18	3	11.44
36SW2NR	Ash	12 x 24	pc.	\$ 21.49	\$ 11.38	6	11.33
66SW2NR	Ash	24 x 24	pc.	\$ 42.61	\$ 11.18	3	11.44
36SW3NR	Clay	12 x 24	pc.	\$ 21.49	\$ 11.38	6	11.33
66SW3NR	Clay	24 x 24	pc.	\$ 42.61	\$ 11.18	3	11.44
36SW4NR	Smoke	12 x 24	pc.	\$ 21.49	\$ 11.38	6	11.33
66SW4NR	Smoke	24 x 24	pc.	\$ 42.61	\$ 11.18	3	11.44

Max | Basaltina || 12 x 24

PG: AZF

<u>CODE</u>	<u>DESCRIPTION</u>	<u>SIZE</u>	<u>UNIT</u>	<u>BKT I / PC</u>	<u>BKT I / SF</u>	<u>QTY/CTN</u>	<u>SQ. FT./CTN</u>
BST6309	Dark Grey Matte	12 x 24	pc.	\$ 24.60	\$ 12.30	8	16.00
BST6301	Ivory Matte	12 x 24	pc.	\$ 23.46	\$ 11.73	8	16.00
BST6304	Light Grey Matte	12 x 24	pc.	\$ 24.60	\$ 12.30	8	16.00
BST6304LP	Light Grey Polished	12 x 24	pc.	\$ 27.28	\$ 13.64	8	16.00
BST6308	Mid Grey Matte	12 x 24	pc.	\$ 24.60	\$ 12.30	8	16.00
BST6308LP	Mid Grey Polished	12 x 24	pc.	\$ 27.28	\$ 13.64	8	16.00
BST6306	Mocha Matte	12 x 24	pc.	\$ 26.20	\$ 13.10	8	16.00
BST6305	Nero Matte	12 x 24	pc.	\$ 26.20	\$ 13.10	8	16.00
BST6305LP	Nero Polished	12 x 24	pc.	\$ 28.88	\$ 14.44	8	16.00

F.O.B. Toronto / Hamilton / Peterborough
H.S.T. to be added where applicable.
Prices, terms and conditions of sales are subject to change without notice.
All Returned goods must be prepaid. Full unopened cartons.

TECHNICAL PORCELAIN

Piemme | Purestone Series || 1 x 2, 12 x 24, 24 x 24

PG: AYT

<u>CODE</u>	<u>DESCRIPTION</u>	<u>SIZE</u>	<u>UNIT</u>	<u>BKT I / PC</u>	<u>BKT I / SF</u>	<u>QTY/CTN</u>	<u>SQ. FT./CTN</u>
PS00525	Antracite Natural	12 x 24	pc.	\$ 20.10	\$ 10.05	6	12.00
PS00529N	Antracite Polished Rectified	12 x 24	pc.	\$ 33.89	\$ 16.95	6	12.00
PS00523	Antracite Polished Rectified	24 x 24	pc.	\$ 80.05	\$ 20.01	3	12.00
PS00541	Antracite Mosaic (1 x 2)	12 x 12	sht.	\$ 46.22	\$ 46.22	5	5.00
PS00524	Piombo Natural	12 x 24	pc.	\$ 20.10	\$ 10.05	6	12.00
PS00528N	Piombo Polished Rectified	12 x 24	pc.	\$ 33.89	\$ 16.95	6	12.00
PS00522	Piombo Polished Rectified	24 x 24	pc.	\$ 80.05	\$ 20.01	3	12.00
PS00540	Piombo Mosaic (1 x 2)	12 x 12	sht.	\$ 46.22	\$ 46.22	5	5.00
PS00725	Piombo/Antracite Muretto	12 x 24	pc.	\$ 29.16	\$ 14.58	6	12.00
KPUS01	Bianco Natural	12 x 24	pc.	\$ 20.10	\$ 10.05	6	12.00
KPUSP01N	Bianco Polished Rectified	12 x 24	pc.	\$ 33.89	\$ 16.95	6	12.00
KPUSSP01N	Bianco Polished Rectified	24 x 24	pc.	\$ 80.05	\$ 20.01	3	12.00
KPUMUR01	Bianco Muretto Rectified	12 x 24	pc.	\$ 29.16	\$ 14.58	6	12.00
KPUMOSR1	Bianco Mosaic (1 x 2)	12 x 12	sht.	\$ 42.86	\$ 42.86	5	5.00
KPUS02	Beige Natural	12 x 24	pc.	\$ 20.10	\$ 10.05	6	12.00
KPUSP02N	Beige Polished Rectified	12 x 24	pc.	\$ 33.89	\$ 16.95	6	12.00
KPUSSP02N	Beige Polished Rectified	24 x 24	pc.	\$ 80.05	\$ 20.01	3	12.00
KPUMUR02	Beige Muretto Rectified	12 x 24	pc.	\$ 29.16	\$ 14.58	6	12.00
KPUMOSR2	Beige Mosaic (1 x 2)	12 x 12	sht.	\$ 42.86	\$ 42.86	5	5.00
KPUS03	Grigio Natural	12 x 24	pc.	\$ 20.10	\$ 10.05	6	12.00
KPUSP03N	Grigio Polished Rectified	12 x 24	pc.	\$ 33.89	\$ 16.95	6	12.00
KPUSSP03N	Grigio Polished Rectified	24 x 24	pc.	\$ 80.05	\$ 20.01	3	12.00
KPUMUR03	Grigio Muretto Rectified	12 x 24	pc.	\$ 29.16	\$ 14.58	6	12.00
KPUMOSR3	Grigio Mosaic (1 x 2)	12 x 12	sht.	\$ 42.86	\$ 42.86	5	5.00
Special Order							
PS00518	Antracite Natural	24 x 24	pc.	\$ 52.19	\$ 13.05	3	12.00
PS00517	Piombo Natural	24 x 24	pc.	\$ 52.19	\$ 13.05	3	12.00
KPUSS01	Bianco Natural	24 x 24	pc.	\$ 52.19	\$ 13.05	3	12.00
KPUSS02	Beige Natural	24 x 24	pc.	\$ 52.19	\$ 13.05	3	12.00
KPUSS03	Grigio Natural	24 x 24	pc.	\$ 52.19	\$ 13.05	3	12.00

F.O.B. Toronto / Hamilton / Peterborough
H.S.T. to be added where applicable.
Prices, terms and conditions of sales are subject to change without notice.
All Returned goods must be prepaid. Full unopened cartons.

TECHNICAL PORCELAIN

Piemme | Uniquestone Rect. (Digital Glazed Porcelain) || 12 x 24, 24 x 24, 24 x 48

PG: AYX1

<u>CODE</u>	<u>DESCRIPTION</u>	<u>SIZE</u>	<u>UNIT</u>	<u>BKT I / PC</u>	<u>BKT I / SF</u>	<u>QTY/CTN</u>	<u>SQ. FT./CTN</u>
UN01712	Nite Natural	12 x 24	pc.	\$ 29.46	\$ 15.49	6	11.41
UN01701	Nite Polished	12 x 24	pc.	\$ 32.37	\$ 17.02	6	11.41
UN01785	Nite Maya Design	12 x 24	pc.	\$ 27.60	\$ 14.51	6	11.41
UN01706	Nite Natural	24 x 24	pc.	\$ 73.30	\$ 19.21	3	11.45
UN01695	Nite Polished	24 x 24	pc.	\$ 80.52	\$ 21.10	3	11.45
UN01775	Nite Mosaic (2 x 2)	12 x 12	sht.	\$ 40.63	\$ 43.30	5	4.69
UN01796	Nite Chevron	4 X 20	ctn.	\$ 174.10	\$ 313.14	12	6.67
UN01708	Sand Natural	12 x 24	pc.	\$ 29.46	\$ 15.49	6	11.41
UN01697	Sand Polished	12 x 24	pc.	\$ 32.37	\$ 17.02	6	11.41
UN01782	Sand Maya Design	12 x 24	pc.	\$ 27.60	\$ 14.51	6	11.41
UN01703	Sand Natural	24 x 24	pc.	\$ 73.30	\$ 19.21	3	11.45
UN01692	Sand Polished	24 x 24	pc.	\$ 80.52	\$ 21.10	3	11.45
UN01772	Sand Mosaic (2 x 2)	12 x 12	sht.	\$ 40.63	\$ 43.30	5	4.69
UN01793	Sand Chevron	4 X 20	ctn.	\$ 174.10	\$ 313.14	12	6.67
UN01707	Silk Natural	12 x 24	pc.	\$ 29.46	\$ 15.49	6	11.41
UN01696	Silk Polished	12 x 24	pc.	\$ 32.37	\$ 17.02	6	11.41
UN01781	Silk Maya Design	12 x 24	pc.	\$ 27.60	\$ 14.51	6	11.41
UN01702	Silk Natural	24 x 24	pc.	\$ 73.30	\$ 19.21	3	11.45
UN01691	Silk Polished	24 x 24	pc.	\$ 80.52	\$ 21.10	3	11.45
UN01771	Silk Mosaic (2 x 2)	12 x 12	sht.	\$ 40.63	\$ 43.30	5	4.69
UN01792	Silk Chevron	4 X 20	ctn.	\$ 174.10	\$ 313.14	12	6.67
UN01709	Silver Natural	12 x 24	pc.	\$ 29.46	\$ 15.49	6	11.41
UN01698	Silver Polished	12 x 24	pc.	\$ 32.37	\$ 17.02	6	11.41
UN01783	Silver Maya Design	12 x 24	pc.	\$ 27.60	\$ 14.51	6	11.41
UN01704	Silver Natural	24 x 24	pc.	\$ 73.30	\$ 19.21	3	11.45
UN01693	Silver Polished	24 x 24	pc.	\$ 80.52	\$ 21.10	3	11.45
UN01773	Silver Mosaic (2 x 2)	12 x 12	sht.	\$ 40.63	\$ 43.30	5	4.69
UN01794	Silver Chevron	4 X 20	ctn.	\$ 174.10	\$ 313.14	12	6.67
UN01711	Titanium Natural	12 x 24	pc.	\$ 29.46	\$ 15.49	6	11.41
UN01699	Titanium Polished	12 x 24	pc.	\$ 32.37	\$ 17.02	6	11.41
UN01784	Titanium Maya Design	12 x 24	pc.	\$ 27.60	\$ 14.51	6	11.41
UN01705	Titanium Natural	24 x 24	pc.	\$ 73.30	\$ 19.21	3	11.45
UN01694	Titanium Polished	24 x 24	pc.	\$ 80.52	\$ 21.10	3	11.45
UN01774	Titan Mosaic (2 x 2)	12 x 12	sht.	\$ 40.63	\$ 43.30	5	4.69
UN01795	Titan Chevron	4 X 20	ctn.	\$ 174.10	\$ 313.14	12	6.67

F.O.B. Toronto / Hamilton / Peterborough
H.S.T. to be added where applicable.
Prices, terms and conditions of sales are subject to change without notice.
All Returned goods must be prepaid. Full unopened cartons.

TECHNICAL PORCELAIN

Piemme | Uniquestone Rect. (Digital Glazed Porcelain) || 12 x 24, 24 x 24, 24 x 48

PG: AYX1

<u>CODE</u>	<u>DESCRIPTION</u>	<u>SIZE</u>	<u>UNIT</u>	<u>BKT I / PC</u>	<u>BKT I / SF</u>	<u>QTY/CTN</u>	<u>SQ. FT./CTN</u>
Stocked in Montreal							
UN01721	Nite Natural	24 x 48	pc.	\$ 139.02	\$ 17.20	2	16.17
UN01726	Nite Polished	24 x 48	pc.	\$ 164.32	\$ 20.33	2	16.17
UN01717	Sand Natural	24 x 48	pc.	\$ 139.02	\$ 17.20	2	16.17
UN01723	Sand Polished	24 x 48	pc.	\$ 164.32	\$ 20.33	2	16.17
UN01716	Silk Natural	24 x 48	pc.	\$ 139.02	\$ 17.20	2	16.17
UN01722	Silk Polished	24 x 48	pc.	\$ 164.32	\$ 20.33	2	16.17
UN01718	Silver Natural	24 x 48	pc.	\$ 139.02	\$ 17.20	2	16.17
UN01724	Silver Polished	24 x 48	pc.	\$ 164.32	\$ 20.33	2	16.17
UN01719	Titanium Natural	24 x 48	pc.	\$ 139.02	\$ 17.20	2	16.17
UN01725	Titanium Polished	24 x 48	pc.	\$ 164.32	\$ 20.33	2	16.17

Rex | Ardoise Series || 12 x 24, 16 x 32, 24 x 48, 32 x 32

PG: AIB

<u>CODE</u>	<u>DESCRIPTION</u>	<u>SIZE</u>	<u>UNIT</u>	<u>BKT I / PC</u>	<u>BKT I / SF</u>	<u>QTY/CTN</u>	<u>SQ. FT./CTN</u>
738705	Blanc	12 x 24	pc.	\$ 22.52	\$ 11.26	6	12.00
738706	Ivory	12 x 24	pc.	\$ 22.52	\$ 11.26	6	12.00
738707	Ecru	12 x 24	pc.	\$ 22.52	\$ 11.26	6	12.00
738708	Grey	12 x 24	pc.	\$ 22.52	\$ 11.26	6	12.00
738709	Plombe	12 x 24	pc.	\$ 22.52	\$ 11.26	6	12.00
738710	Noir	12 x 24	pc.	\$ 22.52	\$ 11.26	6	12.00
Special Order							
738644	Blanc	32 x 32	pc.	\$ 154.25	\$ 23.91	2	12.90
738711	Blanc	24 x 48	pc.	\$ 206.07	\$ 25.76	2	16.00
738645	Ivory	32 x 32	pc.	\$ 154.25	\$ 23.91	2	12.90
738712	Ivory	24 x 48	pc.	\$ 206.07	\$ 25.76	2	16.00
738646	Ecru	32 x 32	pc.	\$ 154.25	\$ 23.91	2	12.90
738713	Ecru	24 x 48	pc.	\$ 206.07	\$ 25.76	2	16.00
738647	Grey	32 x 32	pc.	\$ 154.25	\$ 23.91	2	12.90
738714	Grey	24 x 48	pc.	\$ 206.07	\$ 25.76	2	16.00
738648	Plombe	32 x 32	pc.	\$ 154.25	\$ 23.91	2	12.90
738715	Plombe	24 x 48	pc.	\$ 206.07	\$ 25.76	2	16.00
738649	Noir	32 x 32	pc.	\$ 154.25	\$ 23.91	2	12.90
738716	Noir	24 x 48	pc.	\$ 206.07	\$ 25.76	2	16.00

F.O.B. Toronto / Hamilton / Peterborough
H.S.T. to be added where applicable.
Prices, terms and conditions of sales are subject to change without notice.
All Returned goods must be prepaid. Full unopened cartons.

TECHNICAL PORCELAIN

Rex | Les Origines || 12 x 24, 24 x 24, 24 x 48

PG: A118

<u>CODE</u>	<u>DESCRIPTION</u>	<u>SIZE</u>	<u>UNIT</u>	<u>BKT I / PC</u>	<u>BKT I / SF</u>	<u>QTY/CTN</u>	<u>SQ. FT./CTN</u>
769850	Origines Glossy Rectified	12 x 24	pc.	\$ 23.76	\$ 12.59	6	11.32
769851	Argent Glossy Rectified	12 x 24	pc.	\$ 23.76	\$ 12.59	6	11.32
769852	Blanco Glossy Rectified	12 x 24	pc.	\$ 23.76	\$ 12.59	6	11.32
769853	Ombre Doree Glossy Rectified	12 x 24	pc.	\$ 23.76	\$ 12.59	6	11.32
769838	Origines Matte Rectified	24 x 24	pc.	\$ 46.42	\$ 12.10	3	11.51
769839	Argent Matte Rectified	24 x 24	pc.	\$ 46.42	\$ 12.10	3	11.51
769840	Blanco Matte Rectified	24 x 24	pc.	\$ 46.42	\$ 12.10	3	11.51
769841	Ombre Doree Matte Rectified	24 x 24	pc.	\$ 46.42	\$ 12.10	3	11.51
769842	Origines Glossy Rectified	24 x 24	pc.	\$ 54.34	\$ 14.17	3	11.51
769843	Argent Glossy Rectified	24 x 24	pc.	\$ 54.34	\$ 14.17	3	11.51
769844	Blanco Glossy Rectified	24 x 24	pc.	\$ 54.34	\$ 14.17	3	11.51
769845	Ombre Doree Glossy Rectified	24 x 24	pc.	\$ 54.34	\$ 14.17	3	11.51
769858	Origines Glossy Rectified	24 x 48	pc.	\$ 127.24	\$ 16.72	2	15.22
769859	Argent Glossy Rectified	24 x 48	pc.	\$ 127.24	\$ 16.72	2	15.22
769860	Blanco Glossy Rectified	24 x 48	pc.	\$ 127.24	\$ 16.72	2	15.22
769861	Ombre Doree Glossy Rectified	24 x 48	pc.	\$ 127.24	\$ 16.72	2	15.22

Rex | Reves || 12 x 24, 24 x 24, 24 x 48

PG: A120

<u>CODE</u>	<u>DESCRIPTION</u>	<u>SIZE</u>	<u>UNIT</u>	<u>BKT I / PC</u>	<u>BKT I / SF</u>	<u>QTY/CTN</u>	<u>SQ. FT./CTN</u>
769808	Perle Glossy Rectified	12 x 24	pc.	\$ 23.76	\$ 12.59	6	11.32
769809	Bleu Glossy Rectified	12 x 24	pc.	\$ 23.76	\$ 12.59	6	11.32
769810	Noisette Glossy Rectified	12 x 24	pc.	\$ 23.76	\$ 12.59	6	11.32
769811	Choco Glossy Rectified	12 x 24	pc.	\$ 23.76	\$ 12.59	6	11.32
769800	Perle Glossy Rectified	24 x 24	pc.	\$ 54.34	\$ 14.17	3	11.51
769801	Bleu Glossy Rectified	24 x 24	pc.	\$ 54.34	\$ 14.17	3	11.51
769802	Noisette Glossy Rectified	24 x 24	pc.	\$ 54.34	\$ 14.17	3	11.51
769803	Choco Glossy Rectified	24 x 24	pc.	\$ 54.34	\$ 14.17	3	11.51
769816	Perle Glossy Rectified	24 x 48	pc.	\$ 127.24	\$ 16.72	2	15.22
769817	Bleu Glossy Rectified	24 x 48	pc.	\$ 127.24	\$ 16.72	2	15.22
769818	Noisette Glossy Rectified	24 x 48	pc.	\$ 127.24	\$ 16.72	2	15.22
769819	Choco Glossy Rectified	24 x 48	pc.	\$ 127.24	\$ 16.72	2	15.22

F.O.B. Toronto / Hamilton / Peterborough
H.S.T. to be added where applicable.
Prices, terms and conditions of sales are subject to change without notice.
All Returned goods must be prepaid. Full unopened cartons.

DIGITAL PRINTED PORCELAIN

Ascot | Gemstone - Rectified (Digital Glazed Porcelain) || 2 x 2, 12 x 24, 24 x 24

PG: AW12

<u>CODE</u>	<u>DESCRIPTION</u>	<u>SIZE</u>	<u>UNIT</u>	<u>BKT I / PC</u>	<u>BKT I / SF</u>	<u>QTY/CTN</u>	<u>SQ. FT./CTN</u>
GN310RL	White Polished	12 x 24	pc.	\$ 26.91	\$ 14.65	5	9.18
GN311R	White Matte	12 x 24	pc.	\$ 20.06	\$ 10.92	5	9.18
GN610RL	White Polished	24 x 24	pc.	\$ 53.88	\$ 14.67	4	14.70
GN611R	White Matte	24 x 24	pc.	\$ 42.01	\$ 11.44	4	14.70
GNM11R	White Mosaic Matte (2 x 2)	12 x 12	sht.	\$ 45.24	\$ 49.76	4	3.64
GNML10RL	White Herringbone Mosaic Pol	12 x 13	sht.	\$ 78.93	\$ 79.72	4	3.96
GN320RL	Ivory Polished	12 x 24	pc.	\$ 26.91	\$ 14.65	5	9.18
GN312R	Ivory Matte	12 x 24	pc.	\$ 20.06	\$ 10.92	5	9.18
GN620RL	Ivory Polished	24 x 24	pc.	\$ 53.88	\$ 14.67	4	14.70
GN612R	Ivory Matte	24 x 24	pc.	\$ 42.01	\$ 11.44	4	14.70
GNM12R	Ivory Mosaic Matte (2 x 2)	12 x 12	sht.	\$ 45.24	\$ 49.76	4	3.64
GNML20RL	Ivory Herringbone Mosaic Pol	12 x 13	sht.	\$ 78.93	\$ 79.72	4	3.96
GN340RL	Silver Polished	12 x 24	pc.	\$ 26.91	\$ 14.65	5	9.18
GN314R	Silver Matte	12 x 24	pc.	\$ 20.06	\$ 10.92	5	9.18
GN640RL	Silver Polished	24 x 24	pc.	\$ 53.88	\$ 14.67	4	14.70
GN614R	Silver Matte	24 x 24	pc.	\$ 42.01	\$ 11.44	4	14.70
GNM14R	Silver Mosaic Matte (2 x 2)	12 x 12	sht.	\$ 45.24	\$ 49.76	4	3.64
GNML40RL	Silver Herringbone Mosaic Pol	12 x 13	sht.	\$ 78.93	\$ 79.72	4	3.96
GN360RL	Taupe Polished	12 x 24	pc.	\$ 26.91	\$ 14.65	5	9.18
GN316R	Taupe Matte	12 x 24	pc.	\$ 20.06	\$ 10.92	5	9.18
GN660RL	Taupe Polished	24 x 24	pc.	\$ 53.88	\$ 14.67	4	14.70
GN616R	Taupe Matte	24 x 24	pc.	\$ 42.01	\$ 11.44	4	14.70
GNM16R	Taupe Mosaic Matte (2 x 2)	12 x 12	sht.	\$ 45.24	\$ 49.76	4	3.64
GNML60RL	Taupe Herringbone Mosaic Pol	12 x 13	sht.	\$ 78.93	\$ 79.72	4	3.96
GN370RL	Mink Polished	12 x 24	pc.	\$ 26.91	\$ 14.65	5	9.18
GN317R	Mink Matte	12 x 24	pc.	\$ 20.06	\$ 10.92	5	9.18
GN670RL	Mink Polished	24 x 24	pc.	\$ 53.88	\$ 14.67	4	14.70
GN617R	Mink Matte	24 x 24	pc.	\$ 42.01	\$ 11.44	4	14.70
GNM17R	Mink Mosaic Matte (2 x 2)	12 x 12	sht.	\$ 45.24	\$ 49.76	4	3.64
GNML70RL	Mink Herringbone Mosaic Pol	12 x 13	sht.	\$ 78.93	\$ 79.72	4	3.96

F.O.B. Toronto / Hamilton / Peterborough
H.S.T. to be added where applicable.
Prices, terms and conditions of sales are subject to change without notice.
All Returned goods must be prepaid. Full unopened cartons.

DIGITAL PRINTED PORCELAIN

Ascot | Stone Valley || 4x8, 24x48, 24x24, 12x24. Mosaic

PG: AW15

<u>CODE</u>	<u>DESCRIPTION</u>	<u>SIZE</u>	<u>UNIT</u>	<u>BKT I / PC</u>	<u>BKT I / SF</u>	<u>QTY/CTN</u>	<u>SQ. FT./CTN</u>
SV111	Sale Matte	4X8	pc.	\$ 3.57	\$ 17.10	24	5.01
SV222	Sabbia Matte	4X8	pc.	\$ 3.57	\$ 17.10	24	5.01
SV444	Cenere Matte	4X8	pc.	\$ 3.57	\$ 17.10	24	5.01
SV666	Terra Matt	4X8	pc.	\$ 3.57	\$ 17.10	24	5.01
SVD1144	Sale-Cenere Matte (Décor)	4X8	ctn	\$ 108.55	\$ 488.48	4	0.89
SVD2266	Sabbia-Terra Matte (Décor)	4X8	ctn	\$ 108.55	\$ 488.48	4	0.89
SVM10R	2X2 Sale Mosaic	12X12	sht	\$ 37.16	\$ 41.69	4	3.57
SVM20R	2X2 Sabbia Mosaic	12X12	sht	\$ 37.16	\$ 41.69	4	3.57
SVM40R	2X2 Cenere Mosaic	12X12	sht	\$ 37.16	\$ 41.69	4	3.57
SVM60R	2X2 Terra Mosaic	12X12	sht	\$ 37.16	\$ 41.69	4	3.57
SV12610R	Sale Matte	24X48	pc.	\$ 95.40	\$ 12.50	2	15.27
SV12620R	Sabbia Matte	24X48	pc.	\$ 95.40	\$ 12.50	2	15.27
SV12640R	Cenere Matte	24X48	pc.	\$ 95.40	\$ 12.50	2	15.27
SV12660R	Terra Matte	24X48	pc.	\$ 95.40	\$ 12.50	2	15.27
SV610R	Sale Matte	24X24	pc.	\$ 42.58	\$ 11.28	4	15.09
SV620R	Sabbia Matte	24X24	pc.	\$ 42.58	\$ 11.28	4	15.09
SV640R	Cenere Matte	24X24	pc.	\$ 42.58	\$ 11.28	4	15.09
SV660R	Terra Matte	24X24	pc.	\$ 42.58	\$ 11.28	4	15.09
SV310R	Sale Matte	12X24	pc.	\$ 19.99	\$ 10.43	5	9.58
SV320R	Sabbia Matte	12X24	pc.	\$ 19.99	\$ 10.43	5	9.58
SV340R	Cenere Matte	12X24	pc.	\$ 19.99	\$ 10.43	5	9.58
SV360R	Terra Matte	12X24	pc.	\$ 19.99	\$ 10.43	5	9.58

Cotto D'Este | Concrete Jungle || 12 x 24, 24 x 24

PG: A4Z2

<u>CODE</u>	<u>DESCRIPTION</u>	<u>SIZE</u>	<u>UNIT</u>	<u>BKT I / PC</u>	<u>BKT I / SF</u>	<u>QTY/CTN</u>	<u>SQ. FT./CTN</u>
COJUST1224	Store 18	12 x 24	pc.	\$ 20.68	\$ 10.78	8	15.34
COJUST24	Store 18	24 x 24	pc.	\$ 41.37	\$ 10.79	4	15.34
COJUAT1224	Atelier 25	12 x 24	pc.	\$ 20.68	\$ 10.78	8	15.34
COJUAT24	Atelier 25	24 x 24	pc.	\$ 41.37	\$ 10.79	4	15.34
COJUFA1224	Factory 56	12 x 24	pc.	\$ 20.68	\$ 10.78	8	15.34
COJUFA24	Factory 56	24 x 24	pc.	\$ 41.37	\$ 10.79	4	15.34

F.O.B. Toronto / Hamilton / Peterborough
H.S.T. to be added where applicable.
Prices, terms and conditions of sales are subject to change without notice.
All Returned goods must be prepaid. Full unopened cartons.

DIGITAL PRINTED PORCELAIN

Cotto D' Este | Lithos || 12 x 24, 24 x 24

PG: A4Z3

<u>CODE</u>	<u>DESCRIPTION</u>	<u>SIZE</u>	<u>UNIT</u>	<u>BKT I / PC</u>	<u>BKT I / SF</u>	<u>QTY/CTN</u>	<u>SQ. FT./CTN</u>
LICA1224	Carbon Natural Rectified	12 x 24	pc.	\$ 20.74	\$ 10.82	8	15.34
LIDE1224	Desert Natural Rectified	12 x 24	pc.	\$ 20.74	\$ 10.82	8	15.34
LIMO1224	Moon Natural Rectified	12 x 24	pc.	\$ 20.74	\$ 10.82	8	15.34
LIST1224	Stone Natural Rectified	12 x 24	pc.	\$ 20.74	\$ 10.82	8	15.34
LICA24	Carbon Natural Rectified	24 x 24	pc.	\$ 41.65	\$ 10.86	4	15.34
LIDE24	Desert Natural Rectified	24 x 24	pc.	\$ 41.65	\$ 10.86	4	15.34
LIMO24	Moon Natural Rectified	24 x 24	pc.	\$ 41.65	\$ 10.86	4	15.34
LIST24	Stone Natural Rectified	24 x 24	pc.	\$ 41.65	\$ 10.86	4	15.34

Florida Tile | Craftsman Series || 2 x 2, 6 x 6, 12 x 12, 18 x 18

PG: AFK

<u>CODE</u>	<u>DESCRIPTION</u>	<u>SIZE</u>	<u>UNIT</u>	<u>BKT I / PC</u>	<u>BKT I / SF</u>	<u>QTY/CTN</u>	<u>SQ. FT./CTN</u>
Special Order							
272026	Biscuit	6 x 6	pc.	\$ 2.36	\$ 9.15	50	12.90
2720212	Biscuit	12 x 12	pc.	\$ 5.01	\$ 5.01	16	16.00
272021224	Biscuit	12 x 24	pc.	\$ 15.88	\$ 7.94	8	16.00
27202P43C9	Biscuit Bullnose	3 x 12	pc.	\$ 14.09		20	
27202M12	Biscuit Mosaic (2 x 2)	12 x 12	sht.	\$ 29.74	\$ 30.72	5	4.84
2722412	Rye	12 x 12	pc.	\$ 5.01	\$ 5.01	16	16.00
272241224	Rye	12 x 24	pc.	\$ 15.88	\$ 7.94	8	16.00
27224P43C9	Rye Bullnose	3 x 12	pc.	\$ 14.09		20	
27224M12	Rye Mosaic (2 x 2)	12 x 12	sht.	\$ 29.74	\$ 30.72	5	4.84
2723012	Wheat	12 x 12	pc.	\$ 5.01	\$ 5.01	16	16.00
272301224	Wheat	12 x 24	pc.	\$ 15.88	\$ 7.94	8	16.00
27230P43C9	Wheat Bullnose	3 x 12	pc.	\$ 14.09		20	
27230M12	Wheat Mosaic (2 x 2)	12 x 12	sht.	\$ 29.74	\$ 30.72	5	4.84
27200A	Prairie Light Listello	1.5 x 12	pc.	\$ 27.72		6	
27200B	Prairie Dark Listello	1.5 x 12	pc.	\$ 27.72		6	

Allow 2 weeks delivery for Special Orders

F.O.B. Toronto / Hamilton / Peterborough
 H.S.T. to be added where applicable.
 Prices, terms and conditions of sales are subject to change without notice.
 All Returned goods must be prepaid. Full unopened cartons.

DIGITAL PRINTED PORCELAIN

Florida Tile | Sequence || 1 x 3, 4 x 4, 12 x 24, 24 x 24

PG: AFT3

<u>CODE</u>	<u>DESCRIPTION</u>	<u>SIZE</u>	<u>UNIT</u>	<u>BKT I / PC</u>	<u>BKT I / SF</u>	<u>QTY/CTN</u>	<u>SQ. FT./CTN</u>
349011224	Breeze	12 x 24	pc.	\$ 14.79	\$ 7.57	7	13.67
34901M13HER	Breeze Herringbone Mos (1 x 3)	12 x 12	sht.	\$ 30.51	\$ 30.69	5	4.97
34905M13HER	Vortex Herringbone Mos (1 x 3)	12 x 12	sht.	\$ 30.51	\$ 30.69	5	4.97
349151224	Current	12 x 24	pc.	\$ 14.79	\$ 7.57	7	13.67
34915M13HER	Current Herringbone Mos (1 x 3)	12 x 12	sht.	\$ 30.51	\$ 30.69	5	4.97
349381224	Drift	12 x 24	pc.	\$ 14.79	\$ 7.57	7	13.67
34938M13HER	Drift Herringbone Mos (1 x 3)	12 x 12	sht.	\$ 30.51	\$ 30.69	5	4.97
Special Order		<i>Allow 2 weeks delivery for Special Orders</i>					
3490124	Breeze	24 x 24	pc.	\$ 33.62	\$ 8.63	4	15.58
34901M44HEX	Breeze Hexagon Mosaic (4 x 4)	12 x 12	sht.	\$ 37.30	\$ 47.21	5	3.95
3490524	Vortex	24 x 24	pc.	\$ 33.62	\$ 8.63	4	15.58
34905M44HEX	Vortex Hexagon Mosaic (4 x 4)	12 x 12	sht.	\$ 37.30	\$ 47.21	5	3.95
3491524	Current	24 x 24	pc.	\$ 33.62	\$ 8.63	4	15.58
34915M44HEX	Current Hexagon Mosaic (4 x 4)	12 x 12	sht.	\$ 37.30	\$ 47.21	5	3.95
3493824	Drift	24 x 24	pc.	\$ 33.62	\$ 8.63	4	15.58
34938M44HEX	Drift Hexagon Mosaic (4 x 4)	12 x 12	sht.	\$ 37.30	\$ 47.21	5	3.95

Mirage | Jewels || 2 x 2, 12 x 24, 24 x 24

PG: A9A / A9A0

<u>CODE</u>	<u>DESCRIPTION</u>	<u>SIZE</u>	<u>UNIT</u>	<u>BKT I / PC</u>	<u>BKT I / SF</u>	<u>QTY/CTN</u>	<u>SQ. FT./CTN</u>
JW01249	Bianco Statuario Natural	24 x 24	pc.	\$ 65.67	\$ 17.13	3	11.50
JW01P249	Bianco Statuario Polished	24 x 24	pc.	\$ 77.12	\$ 20.11	3	11.50
JW0122	Bianco Statuario Natural Mos (2 x 2)	12 x 12	sht.	\$ 42.99	\$ 44.39	6	5.81
JW02P12249	Calacatta Reale Polished	12 x 24	pc.	\$ 35.84	\$ 18.50	7	13.56
JW02249	Calacatta Reale Natural	24 x 24	pc.	\$ 65.67	\$ 17.13	3	11.50
JW02P249	Calacatta Reale Polished	24 x 24	pc.	\$ 77.12	\$ 20.11	3	11.50
JW0222	Calacatta Reale Natural Mos (2 x 2)	12 x 12	sht.	\$ 42.99	\$ 44.39	6	5.81
JW03P12249	Royal Polished	12 x 24	pc.	\$ 34.64	\$ 17.88	7	13.56
JW03249	Royal Natural	24 x 24	pc.	\$ 65.67	\$ 17.13	3	11.50
JW03P249	Royal Polished	24 x 24	pc.	\$ 77.12	\$ 20.11	3	11.50
JW0322	Royal Natural Mos (2 x 2)	12 x 12	sht.	\$ 42.99	\$ 44.39	6	5.81
JW1124	Black Gold Natural	24 x 24	pc.	\$ 72.52	\$ 18.91	3	11.50
JW11P249	Black Gold Polished	24 x 24*	pc.	\$ 78.40	\$ 20.45	3	11.50
JW12P1224	Lunensis Polished	12 x 24	pc.	\$ 39.32	\$ 20.30	7	13.56
JW1224	Lunensis Natural	24 x 24	pc.	\$ 70.35	\$ 18.35	3	11.50
JW12P249	Lunensis Polished	24 x 24	pc.	\$ 83.68	\$ 21.82	3	11.50
JW1222	Lunensis Natural Mos (2 x 2)	12 x 12	sht.	\$ 42.99	\$ 44.39	6	5.81
JW16P24	Raymi Polished	24 x 24	pc.	\$ 61.25	\$ 15.97	3	11.50

F.O.B. Toronto / Hamilton / Peterborough
H.S.T. to be added where applicable.

Prices, terms and conditions of sales are subject to change without notice.
All Returned goods must be prepaid. Full unopened cartons.

DIGITAL PRINTED PORCELAIN

Piemme | More - Rectified Tile || 2 x 2, 12 x 24, 24 x 24

PG: AYR

<u>CODE</u>	<u>DESCRIPTION</u>	<u>SIZE</u>	<u>UNIT</u>	<u>BKT I / PC</u>	<u>BKT I / SF</u>	<u>QTY/CTN</u>	<u>SQ. FT./CTN</u>
MO00612N	Bianco Natural	12 x 24	pc.	\$ 25.01	\$ 13.25	6	11.33
MO00617N	Bianco Polished	12 x 24	pc.	\$ 27.77	\$ 14.71	6	11.33
MO00648N	Bianco Design Natural	12 x 24	pc.	\$ 33.51	\$ 17.75	6	11.33
MO00659	Bianco Mosaic Natural (2 x 2)	12 x 12	sht.	\$ 44.66	\$ 44.66	5	5.00
MO00613N	Perla Natural	12 x 24	pc.	\$ 25.01	\$ 13.25	6	11.33
MO00618N	Perla Polished	12 x 24	pc.	\$ 27.77	\$ 14.71	6	11.33
MO00649N	Perla Design Natural	12 x 24	pc.	\$ 33.51	\$ 17.75	6	11.33
MO00661	Perla Mosaic Natural (2 x 2)	12 x 12	sht.	\$ 44.66	\$ 44.66	5	5.00
MO00614N	Avorio Natural	12 x 24	pc.	\$ 25.01	\$ 13.25	6	11.33
MO00619N	Avorio Polished	12 x 24	pc.	\$ 27.77	\$ 14.71	6	11.33
MO00651N	Avorio Design Natural	12 x 24	pc.	\$ 33.51	\$ 17.75	6	11.33
MO00662	Avorio Mosaic Natural (2 x 2)	12 x 12	sht.	\$ 44.66	\$ 44.66	5	5.00
MO00615N	Tortora Natural	12 x 24	pc.	\$ 25.01	\$ 13.25	6	11.33
MO00620N	Tortora Polished	12 x 24	pc.	\$ 27.77	\$ 14.71	6	11.33
MO00652N	Tortora Design Natural	12 x 24	pc.	\$ 33.51	\$ 17.75	6	11.33
MO00663	Tortora Mosaic Natural (2 x 2)	12 x 12	sht.	\$ 44.66	\$ 44.66	5	5.00
MO00616N	Grigio Natural	12 x 24	pc.	\$ 25.01	\$ 13.25	6	11.33
MO00621N	Grigio Polished	12 x 24	pc.	\$ 27.77	\$ 14.71	6	11.33
MO00653N	Grigio Design Natural	12 x 24	pc.	\$ 33.51	\$ 17.75	6	11.33
MO00664	Grigio Mosaic Natural (2 x 2)	12 x 12	sht.	\$ 44.66	\$ 44.66	5	5.00
Stocked in Montreal							
MO00654	Bianco Velvet Natural	12 x 24	pc.	\$ 32.78	\$ 17.37	6	11.33
MO00655	Perla Velvet Natural	12 x 24	pc.	\$ 32.78	\$ 17.37	6	11.33
MO00607	Perla Polished	24 x 24	pc.	\$ 70.97	\$ 18.69	3	11.39
MO00656	Avorio Velvet Natural	12 x 24	pc.	\$ 32.78	\$ 17.37	6	11.33
MO00608	Avorio Polished	24 x 24	pc.	\$ 70.97	\$ 18.69	3	11.39
MO00657	Tortora Velvet Natural	12 x 24	pc.	\$ 32.78	\$ 17.37	6	11.33
MO00609	Tortora Polished	24 x 24	pc.	\$ 70.97	\$ 18.69	3	11.39
MO00658	Grigio Velvet Natural	12 x 24	pc.	\$ 32.78	\$ 17.37	6	11.33
MO00611	Grigio Polished	24 x 24	pc.	\$ 70.97	\$ 18.69	3	11.39

F.O.B. Toronto / Hamilton / Peterborough

H.S.T. to be added where applicable.

Prices, terms and conditions of sales are subject to change without notice.

All Returned goods must be prepaid. Full unopened cartons.

DIGITAL PRINTED PORCELAIN

Piemme | Cottage || 6 x 36

PG: AYU

<u>CODE</u>	<u>DESCRIPTION</u>	<u>SIZE</u>	<u>UNIT</u>	<u>BKT I / PC</u>	<u>BKT I / SF</u>	<u>QTY/CTN</u>	<u>SQ. FT./CTN</u>
CT01902	Seraya	6 x 36	pc.	\$ 21.10	\$ 14.98	8	11.27
CT01903	Carpino	6 x 36	pc.	\$ 21.10	\$ 14.98	8	11.27
CT01904	Acacia	6 x 36	pc.	\$ 21.10	\$ 14.98	8	11.27
CT01905	Larice	6 x 36	pc.	\$ 21.10	\$ 14.98	8	11.27
CT01897	Tiglio	6 x 36	pc.	\$ 21.10	\$ 14.98	8	11.27
CT01898	Ulivo	6 x 36	pc.	\$ 21.10	\$ 14.98	8	11.27
CT01899	Cipresso	6 x 36	pc.	\$ 21.10	\$ 14.98	8	11.27
CT01901	Olmo	6 x 36	pc.	\$ 21.10	\$ 14.98	8	11.27

Rex | I Classici (Digital Glazed Porcelain) || 24 x 24, 24 x 48, 32 x 32, 48 x 96

PG: AIE

<u>CODE</u>	<u>DESCRIPTION</u>	<u>SIZE</u>	<u>UNIT</u>	<u>BKT I / PC</u>	<u>BKT I / SF</u>	<u>QTY/CTN</u>	<u>SQ. FT./CTN</u>
746585	Statuario Matte Rectified	24 x 24	pc.	\$ 55.24	\$ 14.40	3	11.51
746590	Statuario Glossy	24 x 24	pc.	\$ 64.13	\$ 16.72	3	11.51
746588	Statuario Matte	24 x 48	pc.	\$ 123.88	\$ 16.10	2	15.38
746592	Statuario Glossy	24 x 48	pc.	\$ 137.90	\$ 17.93	2	15.38
753298	Calacatta Gold Matte	24 x 24	pc.	\$ 50.17	\$ 13.08	3	11.51
750719	Calacatta Gold Glossy	24 x 24	pc.	\$ 57.11	\$ 14.89	3	11.51
753296	Calacatta Gold Matte	24 x 48	pc.	\$ 121.10	\$ 15.74	2	15.38
753296	Calacatta Gold Matte Rectified	24 x 48	pc.	\$ 121.10	\$ 15.74	2	15.38
750714	Calacatta Gold Glossy	24 x 48	pc.	\$ 133.16	\$ 17.31	2	15.38
751916	Marquina Matte Rectified	24 x 24	pc.	\$ 50.17	\$ 13.08	3	11.51
750878	Marquina Glossy Rectified	24 x 24	pc.	\$ 57.11	\$ 14.89	3	11.51
750876	Marquina Glossy Rectified	24 x 48	pc.	\$ 133.16	\$ 17.31	2	15.38

Stocked in Montreal

746587	Statuario Matte	32 x 32	pc.	\$ 146.61	\$ 21.45	2	13.67
746591	Statuario Glossy	32 x 32	pc.	\$ 174.40	\$ 25.51	2	13.67
753297	Calacatta Gold Matte Rectified	32 x 32	pc.	\$ 146.61	\$ 21.45	2	13.67
750715	Calacatta Gold Glossy Rectified	32 x 32	pc.	\$ 174.40	\$ 25.51	2	13.67
751914	Marquina Matte Rectified	24 x 48	pc.	\$ 132.40	\$ 17.21	2	15.38
751915	Marquina Matte Rectified	32 x 32	pc.	\$ 146.61	\$ 21.45	2	13.67
750901	Brazilian Glossy Rectified	32 x 32	pc.	\$ 174.40	\$ 25.51	2	13.67
750914	Portoro Glossy Rectified	24 x 48	pc.	\$ 164.82	\$ 21.43	2	15.38
750915	Portoro Glossy Rectified	32 x 32	pc.	\$ 174.40	\$ 25.51	2	13.67

Special Order

746598	Statuario Matte Rectified	48 x 96	pc.	\$ 1,096.55	\$ 34.21		
--------	---------------------------	---------	-----	-------------	----------	--	--

F.O.B. Toronto / Hamilton / Peterborough
H.S.T. to be added where applicable.

Prices, terms and conditions of sales are subject to change without notice.
All Returned goods must be prepaid. Full unopened cartons.

DIGITAL PRINTED PORCELAIN

Rex | Etoile Di Rex Series || 24 x 24, 24 x 48

PG: AI15

PG: AI15

<u>CODE</u>	<u>DESCRIPTION</u>	<u>SIZE</u>	<u>UNIT</u>	<u>BKT I / PC</u>	<u>BKT I / SF</u>	<u>QTY/CTN</u>	<u>SQ. FT./CTN</u>
761697	Creme Polished Rectified	24 x 24	pc.	\$ 54.34	\$ 14.17	3	11.51
761696	Gris Polished Rectified	24 x 24	pc.	\$ 54.34	\$ 14.17	3	11.51
761695	Renoir Polished Rectified	24 x 24	pc.	\$ 54.34	\$ 14.17	3	11.51
761695	Renoir Polished Rectified	24 x 24	pc.	\$ 54.34	\$ 14.17	3	11.51
761778	Illusion Polished Rectified	24 x 48	pc.	\$ 208.70	\$ 27.13	3	23.08
761698	Tropical Polished Rectified	24 x 24	pc.	\$ 54.34	\$ 14.17	3	11.51
761679	Renoir Polished Rectified	24 x 48	pc.	\$ 128.61	\$ 16.72	2	15.38
761777	Symphonie Polished Rectified	24 x 48	pc.	\$ 208.70	\$ 27.13	3	23.08
761681	Creme Polished Rectified	24 x 48	pc.	\$ 128.61	\$ 16.72	2	15.38
761682	Tropical Polished Rectified	24 x 48	pc.	\$ 128.61	\$ 16.72	2	15.38
761680	Gris Polished Rectified	24 x 48	pc.	\$ 128.61	\$ 16.72	2	15.38
761941	Brown River Natural Rectified (6mm)	24 x 48	pc.	\$ 173.04	\$ 22.50	3	23.08
761772	Illusion Natural Rectified (6mm)	24 x 48	pc.	\$ 173.04	\$ 22.50	3	23.08
761778	Illusion Polished Rectified (6mm)	24 x 48	pc.	\$ 208.70	\$ 27.13	3	23.08
761771	Symphonie Natural Rectified (6mm)	24 x 48	pc.	\$ 173.04	\$ 22.50	3	23.08
761777	Symphonie Polished Rectified (6mm)	24 x 48	pc.	\$ 208.70	\$ 27.13	3	23.08

Rex | Prexious (Digital Glazed Porcelain) || 24 x 24, 24 x 48

PG: AI14

<u>CODE</u>	<u>DESCRIPTION</u>	<u>SIZE</u>	<u>UNIT</u>	<u>BKT I / PC</u>	<u>BKT I / SF</u>	<u>QTY/CTN</u>	<u>SQ. FT./CTN</u>
755843	White Fantasy Glossy	24 x 48	pc.	\$ 127.24	\$ 16.72	2	15.22
755867	White Fantasy Glossy	24 x 24	pc.	\$ 54.34	\$ 14.17	3	11.51
755861	White Fantasy Matte	24 x 24	pc.	\$ 46.42	\$ 12.10	3	11.51
755844	Mountain Treasure Glossy	24 x 48	pc.	\$ 127.24	\$ 16.72	2	15.22
755868	Mountain Treasure Glossy	24 x 24	pc.	\$ 54.34	\$ 14.17	3	11.51
755862	Mountain Treasure Matte	24 x 24	pc.	\$ 46.42	\$ 12.10	3	11.51
755845	Charming Amber Glossy	24 x 48	pc.	\$ 127.24	\$ 16.72	2	15.22
755869	Charming Amber Glossy	24 x 24	pc.	\$ 54.34	\$ 14.17	3	11.51
755863	Charming Amber Matte	24 x 24	pc.	\$ 46.42	\$ 12.10	3	11.51
755846	Dream Arabesque Glossy	24 x 48	pc.	\$ 127.24	\$ 16.72	2	15.22
755870	Dream Arabesque Glossy	24 x 24	pc.	\$ 54.34	\$ 14.17	3	11.51
755864	Dream Arabesque Matte	24 x 24	pc.	\$ 46.42	\$ 12.10	3	11.51
755847	Pearl Attraction Glossy	24 x 48	pc.	\$ 127.24	\$ 16.72	2	15.22
755871	Pearl Attraction Glossy	24 x 24	pc.	\$ 54.34	\$ 14.17	3	11.51
755865	Pearl Attraction Matte	24 x 24	pc.	\$ 46.42	\$ 12.10	3	11.51

F.O.B. Toronto / Hamilton / Peterborough

H.S.T. to be added where applicable.

Prices, terms and conditions of sales are subject to change without notice.

All Returned goods must be prepaid. Full unopened cartons.

QUARRY TILE

Alfagres | Abrasive Series || 4 x 8, 6 x 6

PG: AO3

Special Order

<u>CODE</u>	<u>DESCRIPTION</u>	<u>SIZE</u>	<u>UNIT</u>	<u>BKT I / PC</u>	<u>BKT I / SF</u>	<u>QTY/CTN</u>	<u>SQ. FT./CTN</u>
AC3476	Cherokee Red	6 x 6	pc.	\$ 1.98	\$ 7.92	28	7.00
AC347Q1665RE	Cherokee Red (Re)	6 x 6	pc.	\$ 7.11		14	
AC3586	Cadet Grey	6 x 6	pc.	\$ 1.97	\$ 7.88	28	7.00
AC34748	Cherokee Red	4 x 8	pc.	\$ 2.11	\$ 9.50	32	7.11
AC347QC1665REX	Cherokee Red (Rex)	6 x 6	pc.	\$ 10.84		14	
AC355Q1665	Concoa Grey (Re)	6 x 6	pc.	\$ 7.11		14	
AC355QC1665	Concoa Grey (Rex)	6 x 6	pc.	\$ 10.84		14	

Alfagres | Clear Tone Series || 4 x 8, 6 x 6, 8 x 8

PG: AO2

<u>CODE</u>	<u>DESCRIPTION</u>	<u>SIZE</u>	<u>UNIT</u>	<u>BKT I / PC</u>	<u>BKT I / SF</u>	<u>QTY/CTN</u>	<u>SQ. FT./CTN</u>
AC3118	Sandstone	8 x 8	pc.	\$ 3.51	\$ 7.90	16	7.11
AC31148RTC	Sandstone (RTC) (Q3485)	4 x 8	pc.	\$ 8.00		12	
AC3406	Cherry Red	6 x 6	pc.	\$ 1.81	\$ 7.24	28	7.00
AC340RTC	Cherry Red (RTC) (Q3565)	6 x 6	pc.	\$ 6.20		14	
AC34048	Cherry Red	4 x 8	pc.	\$ 1.84	8.28	32	7.11
AC3706	Cadet Grey	6 x 6	pc.	\$ 1.97	\$ 7.88	28	7.00
AC370RTC	Cadet Grey (RTC) (Q3565)	6 x 6	pc.	\$ 6.20		14	

Special Orders - Full cartons only - Allow 3-4 weeks delivery

AC311Q3485L	Sandstone (Left RTC) (Q3485)	4 x 8	pc.	\$ 14.01		12	
AC311Q3485R	Sandstone (Right RTC) (Q3485)	4 x 8	pc.	\$ 14.01		12	
AC3006	Ivory	6 x 6	pc.	\$ 1.97	\$ 7.88	28	7.00
AC300RE	Ivory (Re) (Q1665)	6 x 6	pc.	\$ 6.87		14	
AC300REX	Ivory (Rex) (QC1665)	6 x 6	pc.	\$ 11.12		14	
AC300RTC	Ivory (RTC) (Q3565)	6 x 6	pc.	\$ 6.20		14	
AC3116	Sandstone	6 x 6	pc.	\$ 1.97	\$ 7.88	28	7.00
AC311RE	Sandstone (Re) (Q1665)	6 x 6	pc.	\$ 6.87		14	
AC311REX	Sandstone (Rex) (QC1665)	6 x 6	pc.	\$ 11.12		14	
AC311RTC	Sandstone (RTC) (Q3565)	6 x 6	pc.	\$ 6.20		14	
AC3306	Sienna	6 x 6	pc.	\$ 1.97	\$ 7.88	28	7.00
AC330RE	Sienna (Re) (Q1665)	6 x 6	pc.	\$ 6.87		14	
AC330REX	Sienna (Rex) (QC1665)	6 x 6	pc.	\$ 11.12		14	
AC330RTC	Sienna (RTC) (Q3565)	6 x 6	pc.	\$ 6.20		14	
AC340REX	Cherry Red (Rex) (QC1665)	6 x 6	pc.	\$ 11.12		14	
AC34048RTC	Cherry Red (RTC) (Q3485)	4 x 8	pc.	\$ 8.00		12	
AC340RE	Cherry Red (Re) (Q1665)	6 x 6	pc.	\$ 6.87		14	
AC3606	Millstone	6 x 6	pc.	\$ 1.97	\$ 7.88	28	7.00
AC360RE	Millstone (Re) (Q1665)	6 x 6	pc.	\$ 6.87		14	
AC360REX	Millstone (Rex) (QC1665)	6 x 6	pc.	\$ 11.12		14	
AC360RTC	Millstone (RTC) (Q3565)	6 x 6	pc.	\$ 6.20		14	
AC3708	Cadet Grey (8 x 8)	8 x 8	pc.	\$ 3.51	\$ 7.90	16	7.11
AC370RE	Cadet Grey (Re) (Q1665)	6 x 6	pc.	\$ 6.87		14	
AC370REX	Cadet Grey (Rex) (QC1665)	6 x 6	pc.	\$ 11.12		14	

F.O.B. Toronto / Hamilton / Peterborough

H.S.T. to be added where applicable.

Prices, terms and conditions of sales are subject to change without notice.

All Returned goods must be prepaid. Full unopened cartons.

LANDSCAPE PORCELAIN

Dura | 2.0cm Ontario / Pedra / Pietra || 24 x 24

PG: AY6G

<u>CODE</u>	<u>DESCRIPTION</u>	<u>SIZE</u>	<u>UNIT</u>	<u>BKT I / PC</u>	<u>BKT I / SF</u>	<u>QTY/CTN</u>	<u>SQ. FT./CTN</u>
ONBL24	Ontario Blanco Rectified	24 x 24	pc.	\$ 58.59	\$ 15.28	2	7.67
PIAN24	Pietra Anthracite Rectified	24 x 24	pc.	\$ 58.59	\$ 15.28	2	7.67
PIBL24	Pietra Black Rectified	24 x 24	pc.	\$ 58.59	\$ 15.28	2	7.67

Special Order

ONAN24	Ontario Anthracite Rectified	24 x 24	pc.	\$ 58.59	\$ 15.28	2	7.67
ONDG24	Ontario Dark Grey Rectified	24 x 24	pc.	\$ 58.59	\$ 15.28	2	7.67
PEAZ24	Pedra Azul Rectified	24 x 24	pc.	\$ 58.59	\$ 15.28	2	7.67
PIGR24	Pietra Grey Rectified	24 x 24	pc.	\$ 58.59	\$ 15.28	2	7.67

Mirage | EVO Silverlake || 24 x 24 x 20mm

PG: A99F

<u>CODE</u>	<u>DESCRIPTION</u>	<u>SIZE</u>	<u>UNIT</u>	<u>BKT I / PC</u>	<u>BKT I / SF</u>	<u>QTY/CTN</u>	<u>SQ. FT./CTN</u>
SK022ST	Resia Structured	24 x 24	pc.	\$ 77.33	\$ 20.16	2	7.67
SK062ST	Orsi Structured	24 x 24	pc.	\$ 77.33	\$ 20.16	2	7.67
SK042ST	Nemi Structured	24 x 24	pc.	\$ 77.33	\$ 20.16	2	7.67
SK052ST	Moro Structured	25 x 24	pc.	\$ 77.33	\$ 20.16	2	7.67
SK032ST	Moritz Structured	26 x 24	pc.	\$ 77.33	\$ 20.16	2	7.67
SK012ST	Braies Structured	27 x 24	pc.	\$ 77.33	\$ 20.16	2	7.67

Mirage | EVO Series 2.0cm Exterior Patio/Deck/Landscape

PG: A99A

<u>CODE</u>	<u>DESCRIPTION</u>	<u>SIZE</u>	<u>UNIT</u>	<u>BKT I / PC</u>	<u>BKT I / SF</u>	<u>QTY/CTN</u>	<u>SQ. FT./CTN</u>
NaU							
NA01	Fado	24 x 24	pc.	\$ 86.47	\$ 22.54	2	7.67
NA02	Indie	24 x 24	pc.	\$ 86.47	\$ 22.54	2	7.67
QUARZITI							
QR01	Glacier Natura	24 x 24	pc.	\$ 85.35	\$ 22.25	2	7.67
QR02	Mountains	24 x 24	pc.	\$ 85.35	\$ 22.25	2	7.67
QR03	Waterfall	24 x 24	pc.	\$ 85.35	\$ 22.25	2	7.67
QR03C	Waterfall Unico	13 x 24	pc.	\$ 166.83		3	

Schluter | Troba Level - Paver Support System

PG: C106

<u>CODE</u>	<u>DESCRIPTION</u>	<u>SIZE</u>	<u>UNIT</u>	<u>BKT I / PC</u>
TLAP1	Leveling Shim	1/32"	kit	\$ 68.65
TLPL1010	Stackable Paver Support	3/8"	kit	\$ 45.09
TLPLA3010	Stackable Paver Support Extension	1 3/16"	kit	\$ 52.20
TLPLV606	Adjustable Paver Support	2 3/8" ~ 5 1/8"	kit	\$ 104.30

F.O.B. Toronto / Hamilton / Peterborough
 H.S.T. to be added where applicable.
 Prices, terms and conditions of sales are subject to change without notice.
 All Returned goods must be prepaid. Full unopened cartons.

THIN TILE PORCELAIN

Ariostea | Ultra Series || 30 x 30, 60 x 120

PG: A3D

<u>CODE</u>	<u>DESCRIPTION</u>	<u>SIZE</u>	<u>UNIT</u>	<u>BKT I / PC</u>	<u>BKT I / SF</u>	<u>QTY/CTN</u>	<u>SQ. FT./CTN</u>
Ultra Marmi							
6L300479BM	Arabescato Statuario Pol. BookMatch	60 x 120 x 2pcs	set	\$ 5,504.23	\$ 55.04		
6L300418BM	Bianco Calacatta Pol. BookMatch	60 x 120 x 2pcs	set	\$ 5,504.23	\$ 55.04		
6L300418	Bianco Calacatta Polished	60 x 120	pc.	\$ 2,752.11	\$ 56.69		
6L300480	Bianco Covelano Polished	60 x 120	pc.	\$ 2,752.11	\$ 55.04		
6L300523	Calacatta Lincoln Polished	60 x 120	pc.	\$ 2,752.11	\$ 56.69		
6L300575BM	Calacatta Macchia V. Pol. BookMatch	60 x 120 x 2pcs	set	\$ 5,504.23	\$ 55.04		
6L300575	Calacatta Macchia Vecchia Polished	60 x 120	pc.	\$ 2,511.78	\$ 50.24		
6L300574	Fior Di Bosco Polished	60 x 120	pc.	\$ 2,511.78	\$ 50.24		
6L300498	Gris De Savoie Polished	60 x 120	pc.	\$ 2,752.11	\$ 56.69		
6L300547	Nero Marquina Polished	60 x 120	pc.	\$ 2,752.11	\$ 56.69		
6L300260	Statuario Ultra Polished	60 x 120	pc.	\$ 2,752.11	\$ 56.69		
Ultra Iridium							
6S300353	Bianco Matte	60 x 120	pc.	\$ 2,342.13	\$ 46.84		
6L300353	Bianco Polished	60 x 120	pc.	\$ 2,752.11	\$ 56.69		
6L300357	Nero Polished	60 x 120	pc.	\$ 2,752.11	\$ 55.04		
Ultra Onici							
6L300400	Bianco Extra Polished	60 x 120	pc.	\$ 2,478.78	\$ 51.06		
6L300411	Grigio Polished	60 x 120	pc.	\$ 2,478.78	\$ 49.58		
6L300588	Onice Pesca Polished	60 x 120	pc.	\$ 2,752.11	\$ 56.69		
Ultra Metal							
6S300499	Blu Zinc Matte	60 x 120	pc.	\$ 1,659.67	\$ 33.19		
6S300500	Brown Zinc Matte	60 x 120	pc.	\$ 1,659.67	\$ 33.19		
6S300501	Grey Zince Matte	60 x 120	pc.	\$ 1,659.67	\$ 33.19		
Stocked in Montreal							
Ultra Marmi							
6L75418	Bianco Calacatta 6mm Polished	30 x 30	pc.	\$ 297.19	\$ 49.18	<u>QTY/CTN</u> 3	<u>SQ. FT./CTN</u> 18.13
6L75523	Calacatta Lincoln 6mm Polished	30 x 30	pc.	\$ 335.06	\$ 55.45	3	18.13
6L75498	Gris De Savoie 6mm Polished	30 x 30	pc.	\$ 335.06	\$ 55.45	3	18.13
6L75260	Statuario Ultra 6mm Polished	30 x 30	pc.	\$ 335.06	\$ 55.45	3	18.13

F.O.B. Toronto / Hamilton / Peterborough
H.S.T. to be added where applicable.
Prices, terms and conditions of sales are subject to change without notice.
All Returned goods must be prepaid. Full unopened cartons.

THIN TILE PORCELAIN

Ariostea | Ultra Series || 40 x 40

PG: A3C

<u>CODE</u>	<u>DESCRIPTION</u>	<u>SIZE</u>	<u>UNIT</u>	<u>BKT I / PC</u>	<u>BKT I / SF</u>	<u>QTY/CTN</u>	<u>SQ. FT./CTN</u>
Stocked in Montreal							
Ultra Iridium							
6L100353	Bianco Polished	40 x 40	pc.	\$ 566.29	\$ 52.61	2	21.53
6S100353	Bianco Matte	40 x 40	pc.	\$ 472.78	\$ 43.92	2	21.53
6L100357	Nero Polished	40 x 40	pc.	\$ 456.99	\$ 42.45	2	21.53
6S100357	Nero Matte	40 x 40	pc.	\$ 381.80	\$ 35.47	2	21.53
Ultra iCementi							
6S100421	Graphite Matte	40 x 40	pc.	\$ 261.85	\$ 24.33	2	21.53
6S100422	Iron Matte	40 x 40	pc.	\$ 261.85	\$ 24.33	2	21.53

Ariostea | Ultra Series || 40 x 40 cont'd

PG: A3C

<u>CODE</u>	<u>DESCRIPTION</u>	<u>SIZE</u>	<u>UNIT</u>	<u>BKT I / PC</u>	<u>BKT I / SF</u>	<u>QTY/CTN</u>	<u>SQ. FT./CTN</u>
Stocked in Montreal							
Ultra Resine							
6S100459	Piombo Matte	40 x 40	pc.	\$ 288.46	\$ 26.80	2	21.53
6S100460	Silicio Matte	40 x 40	pc.	\$ 288.46	\$ 26.80	2	21.53
Ultra Metal							
6SP100520	Lamiera Nera Matte	40 x 40	pc.	\$ 288.46	\$ 26.80	2	21.53
Special Order							
Ultra Metal							
6SP100518	Metal Alluminio Matte	40 x 40	pc.	\$ 288.46	\$ 26.80	2	21.53

F.O.B. Toronto / Hamilton / Peterborough
 H.S.T. to be added where applicable.
 Prices, terms and conditions of sales are subject to change without notice.
 All Returned goods must be prepaid. Full unopened cartons.

THIN TILE PORCELAIN

Grespania | Coverlam 5.6mm Thin Tile || 40 x 40, 40 x 120

PG: A91

<u>CODE</u>	<u>DESCRIPTION</u>		<u>UNIT</u>	<u>BKT I / PC</u>	<u>BKT I / SF</u>	<u>QTY/CTN</u>	<u>SQ. FT./CTN</u>
BA41E	Basic Blanco Matte 5.6mm	40 x 120	pc.	\$ 992.90	\$ 30.78		
BA41E	Basic Blanco Matte 5.6mm	40 x 120	pc.	\$ 992.90	\$ 30.78		
BA01E	Basic Nieve Matte 5.6mm	40 x 120	pc.	\$ 983.15	\$ 30.48		
BA01P	Basic Nieve Polished 5.6mm	40 x 120	pc.	\$ 1,407.88	\$ 43.64		
CL41PBM	Calacata Mix Bookmatch 5.6mm	40 x 120 x 2pcs	set	\$ 4,573.02	\$ 68.60	1	66.67
CL41E	Calacata Mix Matte 5.6mm	40 x 120	pc.	\$ 1,885.38	\$ 58.45		
CL41P	Calacata Mix Polished 5.6mm	40 x 120	pc.	\$ 2,003.72	\$ 62.12		
ES41P	Estuario Polished 5.6mm	40 x 120	pc.	\$ 1,522.19	\$ 47.19		
SU71P	Supreme Polished 5.6mm	40 x 120	pc.	\$ 1,522.19	\$ 47.19		
TI31E	Titan Gris Matte 5.6mm	40 x 120	pc.	\$ 984.71	\$ 30.53		
TI11E	Titan Cemento Matte 5.6mm	40 x 120	pc.	\$ 984.71	\$ 30.53		
TI61E	Titan Antracita Matte 5.6mm	40 x 120	pc.	\$ 984.71	\$ 30.53		

F.O.B. Toronto / Hamilton / Peterborough
H.S.T. to be added where applicable.
Prices, terms and conditions of sales are subject to change without notice.
All Returned goods must be prepaid. Full unopened cartons.

SCHLUTER

<u>CODE</u>	<u>DESCRIPTION</u>	<u>UNIT -></u>	<u>PRICE</u>
ESOT60	Bara-Esot Skirting Support 2-3/8" Stn Steel	ea.	\$ 72.93
ESOT110	Bara-Esot Skirting Support 4-3/8" Stn Steel	ea.	\$ 93.84
RAK50SB	Bara-Rak Edge Trim W/ Drip Lip Alum Blk Brn	ea.	\$ 139.41
RAK50BW	Bara-Rak Edge Trim W/ Drip Lip Alum Brt Wht	ea.	\$ 139.41
RAK50PG	Bara-Rak Edge Trim W/ Drip Lip Alum Cla Grey	ea.	\$ 139.41
RAK50HB	Bara-Rak Edge Trim W/ Drip Lip Alum Lt Beige	ea.	\$ 139.41
RAK50GM	Bara-Rak Edge Trim W/ Drip Lip Alum Metal Grey	ea.	\$ 139.41
RAK50RB	Bara-Rak Edge Trim W/ Drip Lip Alum Red Brn	ea.	\$ 139.41
I90RAK50SB	Bara-Rak In Corner 90° Alum Blk Brn	ea.	\$ 74.35
I90RAK50BW	Bara-Rak In Corner 90° Alum Brt Wht	ea.	\$ 74.35
I90RAK50PG	Bara-Rak In Corner 90° Alum Cla Grey	ea.	\$ 74.35
I90RAK50HB	Bara-Rak In Corner 90° Alum Lt Beige	ea.	\$ 74.35
I90RAK50GM	Bara-Rak In Corner 90° Alum Metal Grey	ea.	\$ 74.35
I90RAK50RB	Bara-Rak In Corner 90° Alum Red Brn	ea.	\$ 74.35
E135RAK50SB	Bara-Rak Out Corner 135° Alum Blk Brn	ea.	\$ 81.11
E135RAK50BW	Bara-Rak Out Corner 135° Alum Brt Wht	ea.	\$ 81.11
E135RAK50PG	Bara-Rak Out Corner 135° Alum Cla Grey	ea.	\$ 81.11
E135RAK50HB	Bara-Rak Out Corner 135° Alum Lt Beige	ea.	\$ 81.11
E135RAK50GM	Bara-Rak Out Corner 135° Alum Metal Grey	ea.	\$ 81.11
E135RAK50RB	Bara-Rak Out Corner 135° Alum Red Brn	ea.	\$ 81.11
E90RAK50SB	Bara-Rak Out Corner 90° Alum Blk Brn	ea.	\$ 74.35
E90RAK50BW	Bara-Rak Out Corner 90° Alum Brt Wht	ea.	\$ 74.35
E90RAK50PG	Bara-Rak Out Corner 90° Alum Cla Grey	ea.	\$ 74.35
E90RAK50HB	Bara-Rak Out Corner 90° Alum Lt Beige	ea.	\$ 74.35
E90RAK50GM	Bara-Rak Out Corner 90° Alum Metal Grey	ea.	\$ 74.35
E90RAK50RB	Bara-Rak Out Corner 90° Alum Red Brn	ea.	\$ 74.35
VRT30SB	Bara-Rak-/Rtk Connector Blk Brn	ea.	\$ 4.93
VRT30BW	Bara-Rak-/Rtk Connector Brt Wht	ea.	\$ 4.93
VRT30PG	Bara-Rak-/Rtk Connector Cla Grey	ea.	\$ 4.93
VRT30HB	Bara-Rak-/Rtk Connector Lt Beige	ea.	\$ 4.93
VRT30GM	Bara-Rak-/Rtk Connector Metal Grey	ea.	\$ 4.93
VRT30RB	Bara-Rak-/Rtk Connector Red Brn	ea.	\$ 4.93
RW25SB	Bara-Rw Balcony Edge 1" Alum Blk Brn	ea.	\$ 81.16
RW25BW	Bara-Rw Balcony Edge 1" Alum Brt Wht	ea.	\$ 81.16
RW25PG	Bara-Rw Balcony Edge 1" Alum Cla Grey	ea.	\$ 81.16
RW25HB	Bara-Rw Balcony Edge 1" Alum Lt Beige	ea.	\$ 81.16
RW25GM	Bara-Rw Balcony Edge 1" Alum Metal Grey	ea.	\$ 81.16
RW25RB	Bara-Rw Balcony Edge 1" Alum Red Brn	ea.	\$ 81.16
RW30SB	Bara-Rw Balcony Edge 1-3/16" Alum Blk Brn	ea.	\$ 83.04
RW30BW	Bara-Rw Balcony Edge 1-3/16" Alum Brt Wht	ea.	\$ 83.04
RW30PG	Bara-Rw Balcony Edge 1-3/16" Alum Cla Grey	ea.	\$ 83.04
RW30HB	Bara-Rw Balcony Edge 1-3/16" Alum Lt Beige	ea.	\$ 83.04
RW30GM	Bara-Rw Balcony Edge 1-3/16" Alum Metal Grey	ea.	\$ 83.04
RW30RB	Bara-Rw Balcony Edge 1-3/16" Alum Red Brn	ea.	\$ 83.04
RW40SB	Bara-Rw Balcony Edge 1-9/16" Alum Blk Brn	ea.	\$ 88.55
RW40BW	Bara-Rw Balcony Edge 1-9/16" Alum Brt Wht	ea.	\$ 88.55
RW40PG	Bara-Rw Balcony Edge 1-9/16" Alum Cla Grey	ea.	\$ 88.55
RW40HB	Bara-Rw Balcony Edge 1-9/16" Alum Lt Beige	ea.	\$ 88.55
RW40GM	Bara-Rw Balcony Edge 1-9/16" Alum Metal Grey	ea.	\$ 88.55
RW40RB	Bara-Rw Balcony Edge 1-9/16" Alum Red Brn	ea.	\$ 88.55
RW55SB	Bara-Rw Balcony Edge 2-3/16" Alum Blk Brn	ea.	\$ 96.80
RW55BW	Bara-Rw Balcony Edge 2-3/16" Alum Brt Wht	ea.	\$ 96.80
RW55PG	Bara-Rw Balcony Edge 2-3/16" Alum Cla Grey	ea.	\$ 96.80
RW55HB	Bara-Rw Balcony Edge 2-3/16" Alum Lt Beige	ea.	\$ 96.80
RW55GM	Bara-Rw Balcony Edge 2-3/16" Alum Metal Grey	ea.	\$ 96.80
RW55RB	Bara-Rw Balcony Edge 2-3/16" Alum Red Brn	ea.	\$ 96.80
RW75SB	Bara-Rw Balcony Edge 3" Alum Blk Brn	ea.	\$ 107.87
RW75BW	Bara-Rw Balcony Edge 3" Alum Brt Wht	ea.	\$ 107.87
RW75PG	Bara-Rw Balcony Edge 3" Alum Cla Grey	ea.	\$ 107.87
RW75HB	Bara-Rw Balcony Edge 3" Alum Lt Beige	ea.	\$ 107.87
RW75GM	Bara-Rw Balcony Edge 3" Alum Metal Grey	ea.	\$ 107.87
RW75RB	Bara-Rw Balcony Edge 3" Alum Red Brn	ea.	\$ 107.87
RW95SB	Bara-Rw Balcony Edge 3-3/4" Alum Blk Brn	ea.	\$ 118.94
RW95BW	Bara-Rw Balcony Edge 3-3/4" Alum Brt Wht	ea.	\$ 118.94

SCHLUTER

<u>CODE</u>	<u>DESCRIPTION</u>	<u>UNIT -></u>	<u>PRICE</u>
RW95PG	Bara-Rw Balcony Edge 3-3/4" Alum Cla Grey	ea.	\$ 118.94
RW95HB	Bara-Rw Balcony Edge 3-3/4" Alum Lt Beige	ea.	\$ 118.94
RW95GM	Bara-Rw Balcony Edge 3-3/4" Alum Metal Grey	ea.	\$ 118.94
RW95RB	Bara-Rw Balcony Edge 3-3/4" Alum Red Brn	ea.	\$ 118.94
RW120SB	Bara-Rw Balcony Edge 4-3/4" Alum Blk Brn	ea.	\$ 149.46
RW120BW	Bara-Rw Balcony Edge 4-3/4" Alum Brt Wht	ea.	\$ 149.46
RW120PG	Bara-Rw Balcony Edge 4-3/4" Alum Cla Grey	ea.	\$ 149.46
RW120HB	Bara-Rw Balcony Edge 4-3/4" Alum Lt Beige	ea.	\$ 149.46
RW120GM	Bara-Rw Balcony Edge 4-3/4" Alum Metal Grey	ea.	\$ 149.46
RW120RB	Bara-Rw Balcony Edge 4-3/4" Alum Red Brn	ea.	\$ 149.46
RW150SB	Bara-Rw Balcony Edge 6" Alum Blk Brn	ea.	\$ 166.01
RW150BW	Bara-Rw Balcony Edge 6" Alum Brt Wht	ea.	\$ 166.01
RW150PG	Bara-Rw Balcony Edge 6" Alum Cla Grey	ea.	\$ 166.01
RW150HB	Bara-Rw Balcony Edge 6" Alum Lt Beige	ea.	\$ 166.01
RW150GM	Bara-Rw Balcony Edge 6" Alum Metal Grey	ea.	\$ 166.01
RW150RB	Bara-Rw Balcony Edge 6" Alum Red Brn	ea.	\$ 166.01
RW15SB	Bara-Rw Balcony Edge 9/16" Alum Blk Brn	ea.	\$ 76.58
RW15BW	Bara-Rw Balcony Edge 9/16" Alum Brt Wht	ea.	\$ 76.58
RW15PG	Bara-Rw Balcony Edge 9/16" Alum Cla Grey	ea.	\$ 76.58
RW15HB	Bara-Rw Balcony Edge 9/16" Alum Lt Beige	ea.	\$ 76.58
RW15GM	Bara-Rw Balcony Edge 9/16" Alum Metal Grey	ea.	\$ 76.58
RW15RB	Bara-Rw Balcony Edge 9/16" Alum Red Brn	ea.	\$ 76.58
VRW25SB	Bara-Rw Connector 1" Alum Blk Brn	ea.	\$ 8.51
VRW25BW	Bara-Rw Connector 1" Alum Brt Wht	ea.	\$ 8.51
VRW25PG	Bara-Rw Connector 1" Alum Cla Grey	ea.	\$ 8.51
VRW25HB	Bara-Rw Connector 1" Alum Lt Beige	ea.	\$ 8.51
VRW25GM	Bara-Rw Connector 1" Alum Metal Grey	ea.	\$ 8.51
VRW25RB	Bara-Rw Connector 1" Alum Red Brn	ea.	\$ 8.51
VRW30SB	Bara-Rw Connector 1-3/16" Alum Blk Brn	ea.	\$ 8.51
VRW30BW	Bara-Rw Connector 1-3/16" Alum Brt Wht	ea.	\$ 8.51
VRW30PG	Bara-Rw Connector 1-3/16" Alum Cla Grey	ea.	\$ 8.51
VRW30HB	Bara-Rw Connector 1-3/16" Alum Lt Beige	ea.	\$ 8.51
VRW30GM	Bara-Rw Connector 1-3/16" Alum Metal Grey	ea.	\$ 8.51
VRW30RB	Bara-Rw Connector 1-3/16" Alum Red Brn	ea.	\$ 8.51
VRW40SB	Bara-Rw Connector 1-9/16" Alum Blk Brn	ea.	\$ 8.51
VRW40BW	Bara-Rw Connector 1-9/16" Alum Brt Wht	ea.	\$ 8.51
VRW40PG	Bara-Rw Connector 1-9/16" Alum Cla Grey	ea.	\$ 8.51
VRW40HB	Bara-Rw Connector 1-9/16" Alum Lt Beige	ea.	\$ 8.51
VRW40GM	Bara-Rw Connector 1-9/16" Alum Metal Grey	ea.	\$ 8.51
VRW40RB	Bara-Rw Connector 1-9/16" Alum Red Brn	ea.	\$ 8.51
VRW55SB	Bara-Rw Connector 2-3/16" Alum Blk Brn	ea.	\$ 8.51
VRW55BW	Bara-Rw Connector 2-3/16" Alum Brt Wht	ea.	\$ 8.51
VRW55PG	Bara-Rw Connector 2-3/16" Alum Cla Grey	ea.	\$ 8.51
VRW55HB	Bara-Rw Connector 2-3/16" Alum Lt Beige	ea.	\$ 8.51
VRW55GM	Bara-Rw Connector 2-3/16" Alum Metal Grey	ea.	\$ 8.51
VRW55RB	Bara-Rw Connector 2-3/16" Alum Red Brn	ea.	\$ 8.51
VRW75SB	Bara-Rw Connector 3" Alum Blk Brn	ea.	\$ 8.51
VRW75BW	Bara-Rw Connector 3" Alum Brt Wht	ea.	\$ 8.51
VRW75PG	Bara-Rw Connector 3" Alum Cla Grey	ea.	\$ 8.51
VRW75HB	Bara-Rw Connector 3" Alum Lt Beige	ea.	\$ 8.51
VRW75GM	Bara-Rw Connector 3" Alum Metal Grey	ea.	\$ 8.51
VRW75RB	Bara-Rw Connector 3" Alum Red Brn	ea.	\$ 8.51
VRW95SB	Bara-Rw Connector 3-3/4" Alum Blk Brn	ea.	\$ 8.51
VRW95BW	Bara-Rw Connector 3-3/4" Alum Brt Wht	ea.	\$ 8.51
VRW95PG	Bara-Rw Connector 3-3/4" Alum Cla Grey	ea.	\$ 8.51
VRW95HB	Bara-Rw Connector 3-3/4" Alum Lt Beige	ea.	\$ 8.51
VRW95GM	Bara-Rw Connector 3-3/4" Alum Metal Grey	ea.	\$ 8.51
VRW95RB	Bara-Rw Connector 3-3/4" Alum Red Brn	ea.	\$ 8.51
VRW120SB	Bara-Rw Connector 4-3/4" Alum Blk Brn	ea.	\$ 8.51
VRW120BW	Bara-Rw Connector 4-3/4" Alum Brt Wht	ea.	\$ 8.51
VRW120PG	Bara-Rw Connector 4-3/4" Alum Cla Grey	ea.	\$ 8.51
VRW120HB	Bara-Rw Connector 4-3/4" Alum Lt Beige	ea.	\$ 8.51
VRW120GM	Bara-Rw Connector 4-3/4" Alum Metal Grey	ea.	\$ 8.51
VRW120RB	Bara-Rw Connector 4-3/4" Alum Red Brn	ea.	\$ 8.51

SCHLUTER

<u>CODE</u>	<u>DESCRIPTION</u>	<u>UNIT -></u>	<u>PRICE</u>
VRW150SB	Bara-Rw Connector 6" Alum Blk Brn	ea.	\$ 8.51
VRW150BW	Bara-Rw Connector 6" Alum Brt Wht	ea.	\$ 8.51
VRW150PG	Bara-Rw Connector 6" Alum Cla Grey	ea.	\$ 8.51
VRW150HB	Bara-Rw Connector 6" Alum Lt Beige	ea.	\$ 8.51
VRW150GM	Bara-Rw Connector 6" Alum Metal Grey	ea.	\$ 8.51
VRW150RB	Bara-Rw Connector 6" Alum Red Brn	ea.	\$ 8.51
VRW15SB	Bara-Rw Connector 9/16" Alum Blk Brn	ea.	\$ 8.51
VRW15BW	Bara-Rw Connector 9/16" Alum Brt Wht	ea.	\$ 8.51
VRW15PG	Bara-Rw Connector 9/16" Alum Cla Grey	ea.	\$ 8.51
VRW15HB	Bara-Rw Connector 9/16" Alum Lt Beige	ea.	\$ 8.51
VRW15GM	Bara-Rw Connector 9/16" Alum Metal Grey	ea.	\$ 8.51
VRW15RB	Bara-Rw Connector 9/16" Alum Red Brn	ea.	\$ 8.51
E90RW25SB	Bara-Rw Out Corner 90° 1" Alum Blk Brn	ea.	\$ 43.10
E90RW25BW	Bara-Rw Out Corner 90° 1" Alum Brt Wht	ea.	\$ 43.10
E90RW25PG	Bara-Rw Out Corner 90° 1" Alum Cla Grey	ea.	\$ 43.10
E90RW25HB	Bara-Rw Out Corner 90° 1" Alum Lt Beige	ea.	\$ 43.10
E90RW25GM	Bara-Rw Out Corner 90° 1" Alum Metal Grey	ea.	\$ 43.10
E90RW25RB	Bara-Rw Out Corner 90° 1" Alum Red Brn	ea.	\$ 43.10
E90RW30SB	Bara-Rw Out Corner 90° 1-3/16" Alum Blk Brn	ea.	\$ 44.03
E90RW30BW	Bara-Rw Out Corner 90° 1-3/16" Alum Brt Wht	ea.	\$ 44.03
E90RW30PG	Bara-Rw Out Corner 90° 1-3/16" Alum Cla Grey	ea.	\$ 44.03
E90RW30HB	Bara-Rw Out Corner 90° 1-3/16" Alum Lt Beige	ea.	\$ 44.03
E90RW30GM	Bara-Rw Out Corner 90° 1-3/16" Alum Metal Grey	ea.	\$ 44.03
E90RW30RB	Bara-Rw Out Corner 90° 1-3/16" Alum Red Brn	ea.	\$ 44.03
E90RW40SB	Bara-Rw Out Corner 90° 1-9/16" Alum Blk Brn	ea.	\$ 44.97
E90RW40BW	Bara-Rw Out Corner 90° 1-9/16" Alum Brt Wht	ea.	\$ 44.97
E90RW40PG	Bara-Rw Out Corner 90° 1-9/16" Alum Cla Grey	ea.	\$ 44.97
E90RW40HB	Bara-Rw Out Corner 90° 1-9/16" Alum Lt Beige	ea.	\$ 44.97
E90RW40GM	Bara-Rw Out Corner 90° 1-9/16" Alum Metal Grey	ea.	\$ 44.97
E90RW40RB	Bara-Rw Out Corner 90° 1-9/16" Alum Red Brn	ea.	\$ 44.97
E90RW55SB	Bara-Rw Out Corner 90° 2-3/16" Alum Blk Brn	ea.	\$ 47.05
E90RW55BW	Bara-Rw Out Corner 90° 2-3/16" Alum Brt Wht	ea.	\$ 47.05
E90RW55PG	Bara-Rw Out Corner 90° 2-3/16" Alum Cla Grey	ea.	\$ 47.05
E90RW55HB	Bara-Rw Out Corner 90° 2-3/16" Alum Lt Beige	ea.	\$ 47.05
E90RW55GM	Bara-Rw Out Corner 90° 2-3/16" Alum Metal Grey	ea.	\$ 47.05
E90RW55RB	Bara-Rw Out Corner 90° 2-3/16" Alum Red Brn	ea.	\$ 47.05
E90RW75SB	Bara-Rw Out Corner 90° 3" Alum Blk Brn	ea.	\$ 49.59
E90RW75BW	Bara-Rw Out Corner 90° 3" Alum Brt Wht	ea.	\$ 49.59
E90RW75PG	Bara-Rw Out Corner 90° 3" Alum Cla Grey	ea.	\$ 49.59
E90RW75HB	Bara-Rw Out Corner 90° 3" Alum Lt Beige	ea.	\$ 49.59
E90RW75GM	Bara-Rw Out Corner 90° 3" Alum Metal Grey	ea.	\$ 49.59
E90RW75RB	Bara-Rw Out Corner 90° 3" Alum Red Brn	ea.	\$ 49.59
E90RW95SB	Bara-Rw Out Corner 90° 3-3/4" Alum Blk Brn	ea.	\$ 52.21
E90RW95BW	Bara-Rw Out Corner 90° 3-3/4" Alum Brt Wht	ea.	\$ 52.21
E90RW95PG	Bara-Rw Out Corner 90° 3-3/4" Alum Cla Grey	ea.	\$ 52.21
E90RW95HB	Bara-Rw Out Corner 90° 3-3/4" Alum Lt Beige	ea.	\$ 52.21
E90RW95GM	Bara-Rw Out Corner 90° 3-3/4" Alum Metal Grey	ea.	\$ 52.21
E90RW95RB	Bara-Rw Out Corner 90° 3-3/4" Alum Red Brn	ea.	\$ 52.21
E90RW120SB	Bara-Rw Out Corner 90° 4-3/4" Alum Blk Brn	ea.	\$ 71.36
E90RW120BW	Bara-Rw Out Corner 90° 4-3/4" Alum Brt Wht	ea.	\$ 71.36
E90RW120PG	Bara-Rw Out Corner 90° 4-3/4" Alum Cla Grey	ea.	\$ 71.36
E90RW120HB	Bara-Rw Out Corner 90° 4-3/4" Alum Lt Beige	ea.	\$ 71.36
E90RW120GM	Bara-Rw Out Corner 90° 4-3/4" Alum Metal Grey	ea.	\$ 71.36
E90RW120RB	Bara-Rw Out Corner 90° 4-3/4" Alum Red Brn	ea.	\$ 71.36
E90RW150SB	Bara-Rw Out Corner 90° 6" Alum Blk Brn	ea.	\$ 75.25
E90RW150BW	Bara-Rw Out Corner 90° 6" Alum Brt Wht	ea.	\$ 75.25
E90RW150PG	Bara-Rw Out Corner 90° 6" Alum Cla Grey	ea.	\$ 75.25
E90RW150HB	Bara-Rw Out Corner 90° 6" Alum Lt Beige	ea.	\$ 75.25
E90RW150GM	Bara-Rw Out Corner 90° 6" Alum Metal Grey	ea.	\$ 75.25
E90RW150RB	Bara-Rw Out Corner 90° 6" Alum Red Brn	ea.	\$ 75.25
E90RW15SB	Bara-Rw Out Corner 90° 9/16" Alum Blk Brn	ea.	\$ 42.08
E90RW15BW	Bara-Rw Out Corner 90° 9/16" Alum Brt Wht	ea.	\$ 42.08
E90RW15PG	Bara-Rw Out Corner 90° 9/16" Alum Cla Grey	ea.	\$ 42.08
E90RW15HB	Bara-Rw Out Corner 90° 9/16" Alum Lt Beige	ea.	\$ 42.08

SCHLUTER

CODE	DESCRIPTION	UNIT ->	PRICE
E90RW15GM	Bara-Rw Out Corner 90° 9/16" Alum Metal Grey	ea.	\$ 42.08
E90RW15RB	Bara-Rw Out Corner 90° 9/16" Alum Red Brn	ea.	\$ 42.08
RRW25SB	Bara-Rw Radius Balcony Edge 1" Alum Blk Brn	ea.	\$ 98.71
RRW25BW	Bara-Rw Radius Balcony Edge 1" Alum Brt Wht	ea.	\$ 98.71
RRW25PG	Bara-Rw Radius Balcony Edge 1" Alum Cla Grey	ea.	\$ 98.71
RRW25HB	Bara-Rw Radius Balcony Edge 1" Alum Lt Beige	ea.	\$ 98.71
RRW25GM	Bara-Rw Radius Balcony Edge 1" Alum Metal Grey	ea.	\$ 98.71
RRW25RB	Bara-Rw Radius Balcony Edge 1" Alum Red Brn	ea.	\$ 98.71
RRW30SB	Bara-Rw Radius Balcony Edge 1-3/16" Alum Blk Brn	ea.	\$ 100.59
RRW30BW	Bara-Rw Radius Balcony Edge 1-3/16" Alum Brt Wht	ea.	\$ 100.59
RRW30PG	Bara-Rw Radius Balcony Edge 1-3/16" Alum Cla Grey	ea.	\$ 100.59
RRW30HB	Bara-Rw Radius Balcony Edge 1-3/16" Alum Lt Beige	ea.	\$ 100.59
RRW30GM	Bara-Rw Radius Balcony Edge 1-3/16" Alum Met Grey	ea.	\$ 100.59
RRW30RB	Bara-Rw Radius Balcony Edge 1-3/16" Alum Red Brn	ea.	\$ 100.59
RRW40SB	Bara-Rw Radius Balcony Edge 1-9/16" Alum Blk Brn	ea.	\$ 106.10
RRW40BW	Bara-Rw Radius Balcony Edge 1-9/16" Alum Brt Wht	ea.	\$ 106.10
RRW40PG	Bara-Rw Radius Balcony Edge 1-9/16" Alum Cla Grey	ea.	\$ 106.10
RRW40HB	Bara-Rw Radius Balcony Edge 1-9/16" Alum Lt Beige	ea.	\$ 106.10
RRW40GM	Bara-Rw Radius Balcony Edge 1-9/16" Alum Met Grey	ea.	\$ 106.10
RRW40RB	Bara-Rw Radius Balcony Edge 1-9/16" Alum Red Brn	ea.	\$ 106.10
RRW55SB	Bara-Rw Radius Balcony Edge 2-3/16" Alum Blk Brn	ea.	\$ 114.35
RRW55BW	Bara-Rw Radius Balcony Edge 2-3/16" Alum Brt Wht	ea.	\$ 114.35
RRW55PG	Bara-Rw Radius Balcony Edge 2-3/16" Alum Cla Grey	ea.	\$ 114.35
RRW55HB	Bara-Rw Radius Balcony Edge 2-3/16" Alum Lt Beige	ea.	\$ 114.35
RRW55GM	Bara-Rw Radius Balcony Edge 2-3/16" Alum Met Grey	ea.	\$ 114.35
RRW55RB	Bara-Rw Radius Balcony Edge 2-3/16" Alum Red Brn	ea.	\$ 114.35
RRW75SB	Bara-Rw Radius Balcony Edge 3" Alum Blk Brn	ea.	\$ 125.42
RRW75BW	Bara-Rw Radius Balcony Edge 3" Alum Brt Wht	ea.	\$ 125.42
RRW75PG	Bara-Rw Radius Balcony Edge 3" Alum Cla Grey	ea.	\$ 125.42
RRW75HB	Bara-Rw Radius Balcony Edge 3" Alum Lt Beige	ea.	\$ 125.42
RRW75GM	Bara-Rw Radius Balcony Edge 3" Alum Metal Grey	ea.	\$ 125.42
RRW75RB	Bara-Rw Radius Balcony Edge 3" Alum Red Brn	ea.	\$ 125.42
RRW95SB	Bara-Rw Radius Balcony Edge 3-3/4" Alum Blk Brn	ea.	\$ 136.49
RRW95BW	Bara-Rw Radius Balcony Edge 3-3/4" Alum Brt Wht	ea.	\$ 136.49
RRW95PG	Bara-Rw Radius Balcony Edge 3-3/4" Alum Cla Grey	ea.	\$ 136.49
RRW95HB	Bara-Rw Radius Balcony Edge 3-3/4" Alum Lt Beige	ea.	\$ 136.49
RRW95GM	Bara-Rw Radius Balcony Edge 3-3/4" Alum Metal Grey	ea.	\$ 136.49
RRW95RB	Bara-Rw Radius Balcony Edge 3-3/4" Alum Red Brn	ea.	\$ 136.49
RRW120SB	Bara-Rw Radius Balcony Edge 4-3/4" Alum Blk Brn	ea.	\$ 167.01
RRW120BW	Bara-Rw Radius Balcony Edge 4-3/4" Alum Brt Wht	ea.	\$ 167.01
RRW120PG	Bara-Rw Radius Balcony Edge 4-3/4" Alum Cla Grey	ea.	\$ 167.01
RRW120HB	Bara-Rw Radius Balcony Edge 4-3/4" Alum Lt Beige	ea.	\$ 167.01
RRW120GM	Bara-Rw Radius Balcony Edge 4-3/4" Alum Metal Grey	ea.	\$ 167.01
RRW120RB	Bara-Rw Radius Balcony Edge 4-3/4" Alum Red Brn	ea.	\$ 167.01
RRW150SB	Bara-Rw Radius Balcony Edge 6" Alum Blk Brn	ea.	\$ 183.56
RRW150BW	Bara-Rw Radius Balcony Edge 6" Alum Brt Wht	ea.	\$ 183.56
RRW150PG	Bara-Rw Radius Balcony Edge 6" Alum Cla Grey	ea.	\$ 183.56
RRW150HB	Bara-Rw Radius Balcony Edge 6" Alum Lt Beige	ea.	\$ 183.56
RRW150GM	Bara-Rw Radius Balcony Edge 6" Alum Metal Grey	ea.	\$ 183.56
RRW150RB	Bara-Rw Radius Balcony Edge 6" Alum Red Brn	ea.	\$ 183.56
RRW15SB	Bara-Rw Radius Balcony Edge 9/16" Alum Blk Brn	ea.	\$ 94.13
RRW15BW	Bara-Rw Radius Balcony Edge 9/16" Alum Brt Wht	ea.	\$ 94.13
RRW15PG	Bara-Rw Radius Balcony Edge 9/16" Alum Cla Grey	ea.	\$ 94.13
RRW15HB	Bara-Rw Radius Balcony Edge 9/16" Alum Lt Beige	ea.	\$ 94.13
RRW15GM	Bara-Rw Radius Balcony Edge 9/16" Alum Metal Grey	ea.	\$ 94.13
RRW15RB	Bara-Rw Radius Balcony Edge 9/16" Alum Red Brn	ea.	\$ 94.13
RW25E	Bara-Rwe Balcony Edge 1" Stn Steel	ea.	\$ 127.96
RW30E	Bara-Rwe Balcony Edge 1-3/16" Stn Steel	ea.	\$ 135.55
RW40E	Bara-Rwe Balcony Edge 1-9/16" Stn Steel	ea.	\$ 142.19
RW55E	Bara-Rwe Balcony Edge 2-3/16" Stn Steel	ea.	\$ 157.37
RW75E	Bara-Rwe Balcony Edge 3" Stn Steel	ea.	\$ 176.31
RW95E	Bara-Rwe Balcony Edge 3-3/4" Stn Steel	ea.	\$ 195.27
RW120E	Bara-Rwe Balcony Edge 4-3/4" Stn Steel	ea.	\$ 217.99
RW150E	Bara-Rwe Balcony Edge 6" Stn Steel	ea.	\$ 247.30

SCHLUTER

<u>CODE</u>	<u>DESCRIPTION</u>	<u>UNIT -></u>	<u>PRICE</u>
RW15E	Bara-Rwe Balcony Edge 9/16" Stn Steel	ea.	\$ 123.24
VRW25E	Bara-Rwe Connector 1" Stn Steel	ea.	\$ 9.81
VRW30E	Bara-Rwe Connector 1-3/16" Stn Steel	ea.	\$ 9.81
VRW40E	Bara-Rwe Connector 1-9/16" Stn Steel	ea.	\$ 9.81
VRW55E	Bara-Rwe Connector 2-3/16" Alum Stn Steel	ea.	\$ 9.81
VRW75E	Bara-Rwe Connector 3" Stn Steel	ea.	\$ 9.81
VRW95E	Bara-Rwe Connector 3-3/4" Stn Steel	ea.	\$ 9.81
VRW120E	Bara-Rwe Connector 4-3/4" Stn Steel	ea.	\$ 9.81
VRW150E	Bara-Rwe Connector 6" Stn Steel	ea.	\$ 9.81
VRW15E	Bara-Rwe Connector 9/16" Stn Steel	ea.	\$ 9.81
E90RW25E	Bara-Rwe Out Corner 90° 1" Stn Steel	ea.	\$ 61.36
E90RW30E	Bara-Rwe Out Corner 90° 1-3/16" Stn Steel	ea.	\$ 63.27
E90RW40E	Bara-Rwe Out Corner 90° 1-9/16" Stn Steel	ea.	\$ 63.52
E90RW55E	Bara-Rwe Out Corner 90° 2-3/16" Stn Steel	ea.	\$ 69.08
E90RW75E	Bara-Rwe Out Corner 90° 3" Alum Stn Steel	ea.	\$ 74.16
E90RW95E	Bara-Rwe Out Corner 90° 3-3/4" Stn Steel	ea.	\$ 92.85
E90RW120E	Bara-Rwe Out Corner 90° 4-3/4" Stn Steel	ea.	\$ 99.02
E90RW150E	Bara-Rwe Out Corner 90° 6" Alum Stn Steel	ea.	\$ 106.72
E90RW15E	Bara-Rwe Out Corner 90° 9/16" Stn Steel	ea.	\$ 60.18
RRW25E	Bara-Rwe Radius Balcony Edge 1" Stn Steel	ea.	\$ 145.51
RRW30E	Bara-Rwe Radius Balcony Edge 1-3/16" Stn Steel	ea.	\$ 153.10
RRW40E	Bara-Rwe Radius Balcony Edge 1-9/16" Stn Steel	ea.	\$ 159.74
RRW55E	Bara-Rwe Radius Balcony Edge 2-3/16" Stn Steel	ea.	\$ 174.92
RRW75E	Bara-Rwe Radius Balcony Edge 3" Stn Steel	ea.	\$ 193.86
RRW95E	Bara-Rwe Radius Balcony Edge 3-3/4" Stn Steel	ea.	\$ 212.82
RRW120E	Bara-Rwe Radius Balcony Edge 4-3/4" Stn Steel	ea.	\$ 235.54
RRW150E	Bara-Rwe Radius Balcony Edge 6" Stn Steel	ea.	\$ 264.85
RRW15E	Bara-Rwe Radius Balcony Edge 9/16" Stn Steel	ea.	\$ 140.79
RWL25PG	Bara-Rwl Balcony Edge 1" Alum Cla Grey	ea.	\$ 81.16
RWL25GM	Bara-Rwl Balcony Edge 1" Alum Metal Grey	ea.	\$ 81.16
RWL30PG	Bara-Rwl Balcony Edge 1-3/16" Alum Cla Grey	ea.	\$ 83.04
RWL30GM	Bara-Rwl Balcony Edge 1-3/16" Alum Metal Grey	ea.	\$ 83.04
RWL40PG	Bara-Rwl Balcony Edge 1-9/16" Alum Cla Grey	ea.	\$ 88.55
RWL40GM	Bara-Rwl Balcony Edge 1-9/16" Alum Metal Grey	ea.	\$ 88.55
RWL55PG	Bara-Rwl Balcony Edge 2-3/16" Alum Cla Grey	ea.	\$ 96.80
RWL55GM	Bara-Rwl Balcony Edge 2-3/16" Alum Metal Grey	ea.	\$ 96.80
RWL75PG	Bara-Rwl Balcony Edge 3" Alum Cla Grey	ea.	\$ 107.87
RWL75GM	Bara-Rwl Balcony Edge 3" Alum Metal Grey	ea.	\$ 107.87
RWL95PG	Bara-Rwl Balcony Edge 3-3/4" Alum Cla Grey	ea.	\$ 118.94
RWL95GM	Bara-Rwl Balcony Edge 3-3/4" Alum Metal Grey	ea.	\$ 118.94
RWL120PG	Bara-Rwl Balcony Edge 4-3/4" Alum Cla Grey	ea.	\$ 149.46
RWL120GM	Bara-Rwl Balcony Edge 4-3/4" Alum Metal Grey	ea.	\$ 149.46
RWL150PG	Bara-Rwl Balcony Edge 6" Alum Cla Grey	ea.	\$ 166.01
RWL150GM	Bara-Rwl Balcony Edge 6" Alum Metal Grey	ea.	\$ 166.01
RWL15PG	Bara-Rwl Balcony Edge 9/16" Alum Cla Grey	ea.	\$ 76.58
RWL15GM	Bara-Rwl Balcony Edge 9/16" Alum Metal Grey	ea.	\$ 76.58
RRWL25PG	Bara-Rwl Radius Balcony Edge 1" Alum Cla Grey	ea.	\$ 98.71
RRWL25GM	Bara-Rwl Radius Balcony Edge 1" Alum Metal Grey	ea.	\$ 98.71
RRWL30PG	Bara-Rwl Radius Balcony Edge 1-3/16" Alum Cla Grey	ea.	\$ 100.59
RRWL30GM	Bara-Rwl Radius Balcony Edge 1-3/16" Alum Met Grey	ea.	\$ 100.59
RRWL40PG	Bara-Rwl Radius Balcony Edge 1-9/16" Alum Cla Grey	ea.	\$ 106.10
RRWL40GM	Bara-Rwl Radius Balcony Edge 1-9/16" Alum Met Grey	ea.	\$ 106.10
RRWL55PG	Bara-Rwl Radius Balcony Edge 2-3/16" Alum Cla Grey	ea.	\$ 114.35
RRWL55GM	Bara-Rwl Radius Balcony Edge 2-3/16" Alum Met Grey	ea.	\$ 114.35
RRWL75PG	Bara-Rwl Radius Balcony Edge 3" Alum Cla Grey	ea.	\$ 125.42
RRWL75GM	Bara-Rwl Radius Balcony Edge 3" Alum Metal Grey	ea.	\$ 125.42
RRWL95PG	Bara-Rwl Radius Balcony Edge 3-3/4" Alum Cla Grey	ea.	\$ 136.49
RRWL95GM	Bara-Rwl Radius Balcony Edge 3-3/4" Alum Met Grey	ea.	\$ 136.49
RRWL120PG	Bara-Rwl Radius Balcony Edge 4-3/4" Alum Cla Grey	ea.	\$ 167.01
RRWL120GM	Bara-Rwl Radius Balcony Edge 4-3/4" Alum Met Grey	ea.	\$ 167.01
RRWL150PG	Bara-Rwl Radius Balcony Edge 6" Alum Cla Grey	ea.	\$ 183.56
RRWL150GM	Bara-Rwl Radius Balcony Edge 6" Alum Metal Grey	ea.	\$ 183.56
RRWL15PG	Bara-Rwl Radius Balcony Edge 9/16" Alum Cla Grey	ea.	\$ 94.13
RRWL15GM	Bara-Rwl Radius Balcony Edge 9/16" Alum Metal Grey	ea.	\$ 94.13

SCHLUTER

<u>CODE</u>	<u>DESCRIPTION</u>	<u>UNIT -></u>	<u>PRICE</u>
ENUSP	Bekotec 1-3/8" Panel 24" X 48" (12)	ea.	\$ 244.42
BRS810	Bekotec-Brs Edge Strip 164', 4" X 5/16"	ea.	\$ 101.53
BRS808KF	Bekotec-Brs/Kf Adh Edge Strip 82', 3-1/8" X 5/16"	ea.	\$ 191.77
BRS808KSF	Bekotec-Brs/Ksf Adh Edge Strip 82', 3-1/8" X 5/16"	ea.	\$ 258.91
EN23FD10	Bekotec-Drain 29/32" Panel 47-1/4" X 35-7/16" (10)	ea.	\$ 392.14
EN23F10	Bekotec-F 29/32" Panel 47-1/4" X 35-7/16" (10)	ea.	\$ 363.09
BTZRH75100	Bekotec-Therm-Rh Heating Pipe Clamps (100)	ea.	\$ 67.04
BRSK810	Bekotec-Brsk Adh Edge Strip 164', 4" X 5/16"	ea.	\$ 132.00
E250D	Deco 1/4"-Wide Reveal 1" Stn Steel	ea.	\$ 76.94
AE125D	Deco 1/4"-Wide Reveal 1/2" Alum Satin	ea.	\$ 28.17
M125D	Deco 1/4"-Wide Reveal 1/2" Brass	ea.	\$ 109.63
MC125D	Deco 1/4"-Wide Reveal 1/2" Chrome-Plated Brass	ea.	\$ 225.65
E125D	Deco 1/4"-Wide Reveal 1/2" Stn Steel	ea.	\$ 63.55
M90D	Deco 1/4"-Wide Reveal 11/32" Brass	ea.	\$ 97.05
MC90D	Deco 1/4"-Wide Reveal 11/32" Chrome-Plated Brass	ea.	\$ 211.59
E90D	Deco 1/4"-Wide Reveal 11/32" Stn Steel	ea.	\$ 60.32
E210D	Deco 1/4"-Wide Reveal 13/16" Stn Steel	ea.	\$ 72.93
E300D	Deco 1/4"-Wide Reveal 1-3/16" Stn Steel	ea.	\$ 79.02
E140D	Deco 1/4"-Wide Reveal 17/32" Stn Steel	ea.	\$ 66.25
E185D	Deco 1/4"-Wide Reveal 23/32" Stn Steel	ea.	\$ 68.90
AE100D	Deco 1/4"-Wide Reveal 3/8" Alum Satin	ea.	\$ 27.18
E100D	Deco 1/4"-Wide Reveal 3/8" Stn Steel	ea.	\$ 61.36
AE80D	Deco 1/4"-Wide Reveal 5/16" Alum Satin	ea.	\$ 25.01
E80D	Deco 1/4"-Wide Reveal 5/16" Stn Steel	ea.	\$ 59.67
E160D	Deco 1/4"-Wide Reveal 5/8" Stn Steel	ea.	\$ 66.53
M110D	Deco 1/4"-Wide Reveal 7/16" Brass	ea.	\$ 104.41
MC110D	Deco 1/4"-Wide Reveal 7/16" Chrome-Plated Brass	ea.	\$ 219.07
E110D	Deco 1/4"-Wide Reveal 7/16" Stn Steel	ea.	\$ 62.13
DE125EBS	Deco-De 135° Edge Trim 1/2" Brush Stn Steel	ea.	\$ 65.19
DE125ES	Deco-De 135° Edge Trim 1/2" Stn Steel	ea.	\$ 58.29
DE100EBS	Deco-De 135° Edge Trim 3/8" Brush Stn Steel	ea.	\$ 61.62
DE100ES	Deco-De 135° Edge Trim 3/8" Stn Steel	ea.	\$ 55.73
DE80EBS	Deco-De 135° Edge Trim 5/16" Brush Stn Steel	ea.	\$ 58.56
DE80ES	Deco-De 135° Edge Trim 5/16" Stn Steel	ea.	\$ 53.04
DE110EBS	Deco-De 135° Edge Trim 7/16" Brush Stn Steel	ea.	\$ 63.09
DE110ES	Deco-De 135° Edge Trim 7/16" Stn Steel	ea.	\$ 56.69
RAE125D	Deco-Radius 1/4"-Wide Reveal 1/2" Alum Satin	ea.	\$ 33.57
RM125D	Deco-Radius 1/4"-Wide Reveal 1/2" Brass	ea.	\$ 115.03
RM90D	Deco-Radius 1/4"-Wide Reveal 11/32" Brass	ea.	\$ 102.45
RAE100D	Deco-Radius 1/4"-Wide Reveal 3/8" Alum Satin	ea.	\$ 32.58
RAE80D	Deco-Radius 1/4"-Wide Reveal 5/16" Alum Satin	ea.	\$ 30.41
RM110D	Deco-Radius 1/4"-Wide Reveal 7/16" Brass	ea.	\$ 109.81
SG125ACB12	Deco-Sg Shadow Gap 1/2" Alum Bright Chrome	ea.	\$ 28.89
SG125ACB15	Deco-Sg Shadow Gap 1/2" Alum Bright Chrome 15 Mm	ea.	\$ 30.34
SG125AE12	Deco-Sg Shadow Gap 1/2" Alum Satin	ea.	\$ 27.86
SG125AE15	Deco-Sg Shadow Gap 1/2" Alum Satin 15 Mm	ea.	\$ 29.25
SG125EB12	Deco-Sg Shadow Gap 1/2" Brush Stn Steel	ea.	\$ 106.88
SG125EB15	Deco-Sg Shadow Gap 1/2" Brush Stn Steel	ea.	\$ 109.08
SG100ACB12	Deco-Sg Shadow Gap 3/8" Alum Bright Chrome	ea.	\$ 27.11
SG100ACB15	Deco-Sg Shadow Gap 3/8" Alum Bright Chrome 15 Mm	ea.	\$ 28.46
SG100AE12	Deco-Sg Shadow Gap 3/8" Alum Satin	ea.	\$ 26.21
SG100AE15	Deco-Sg Shadow Gap 3/8" Alum Satin 15 Mm	ea.	\$ 27.52
SG100EB12	Deco-Sg Shadow Gap 3/8" Brush Stn Steel	ea.	\$ 97.86
SG100EB15	Deco-Sg Shadow Gap 3/8" Brush Stn Steel	ea.	\$ 100.38
SG80ACB12	Deco-Sg Shadow Gap 5/16" Alum Bright Chrome	ea.	\$ 25.93
SG80ACB15	Deco-Sg Shadow Gap 5/16" Alum Bright Chrome 15 Mm	ea.	\$ 27.23
SG80AE12	Deco-Sg Shadow Gap 5/16" Alum Satin	ea.	\$ 24.91
SG80AE15	Deco-Sg Shadow Gap 5/16" Alum Satin 15 Mm	ea.	\$ 26.16
SG80EB12	Deco-Sg Shadow Gap 5/16" Brush Stn Steel	ea.	\$ 91.13
SG80EB15	Deco-Sg Shadow Gap 5/16" Brush Stn Steel	ea.	\$ 93.95
SG110ACB12	Deco-Sg Shadow Gap 7/16" Alum Bright Chrome	ea.	\$ 27.93
SG110ACB15	Deco-Sg Shadow Gap 7/16" Alum Bright Chrome 15Mm	ea.	\$ 29.34
SG110AE12	Deco-Sg Shadow Gap 7/16" Alum Satin	ea.	\$ 26.90
SG110AE15	Deco-Sg Shadow Gap 7/16" Alum Satin 15 Mm	ea.	\$ 28.25

SCHLUTER

<u>CODE</u>	<u>DESCRIPTION</u>	<u>UNIT -></u>	<u>PRICE</u>
SG110EB12	Deco-Sg Shadow Gap 7/16" Brush Stn Steel	ea.	\$ 101.61
SG110EB15	Deco-Sg Shadow Gap 7/16" Brush Stn Steel	ea.	\$ 104.76
VDBSL60MBW	Designbase-SI Connector 2-3/8" Alum Matte Brt Wht	ea.	\$ 11.99
VDBSL60AE	Designbase-SI Connector 2-3/8" Alum Satin	ea.	\$ 11.99
VDBSL60AEEB	Designbase-SI Connector 2-3/8" Alum-Br Ss Look	ea.	\$ 11.99
VDBSL80MBW	Designbase-SI Connector 3-1/8" Alum Matte Brt Wht	ea.	\$ 11.99
VDBSL80AE	Designbase-SI Connector 3-1/8" Alum Satin	ea.	\$ 11.99
VDBSL80AEEB	Designbase-SI Connector 3-1/8" Alum-Br Ss Look	ea.	\$ 11.99
VDBSL110EB	Designbase-SI Connector 4-3/8" Brushed Ss	ea.	\$ 42.18
VDBSL160EB	Designbase-SI Connector 6-3/8" Brushed Ss	ea.	\$ 43.56
ELDBSL60MBW	Designbase-SI End Cap Left 2-3/8" Alum Matte Brt Wht	ea.	\$ 11.99
ELDBSL60AE	Designbase-SI End Cap Left 2-3/8" Alum Satin	ea.	\$ 11.99
ELDBSL60AEEB	Designbase-SI End Cap Left 2-3/8" Alum-Br Ss Look	ea.	\$ 11.99
ELDBSL80MBW	Designbase-SI End Cap Left 3-1/8" Alum Matte Brt Wht	ea.	\$ 11.99
ELDBSL80AE	Designbase-SI End Cap Left 3-1/8" Alum Satin	ea.	\$ 11.99
ELDBSL80AEEB	Designbase-SI End Cap Left 3-1/8" Alum-Br Ss Look	ea.	\$ 11.99
ELDBSL110EB	Designbase-SI End Cap Left 4-3/8" Brushed Ss	ea.	\$ 77.56
ELDBSL160EB	Designbase-SI End Cap Left 6-3/8" Brushed Ss	ea.	\$ 80.21
ERDBSL60MBW	Designbase-SI End Cap Right 2-3/8" Alum Matte Brt Wht	ea.	\$ 11.99
ERDBSL60AE	Designbase-SI End Cap Right 2-3/8" Alum Satin	ea.	\$ 11.99
ERDBSL60AEEB	Designbase-SI End Cap Right 2-3/8" Alum-Br Ss Look	ea.	\$ 11.99
ERDBSL80MBW	Designbase-SI End Cap Right 3-1/8" Alum Matte Brt Wht	ea.	\$ 11.99
ERDBSL80AE	Designbase-SI End Cap Right 3-1/8" Alum Satin	ea.	\$ 11.99
ERDBSL80AEEB	Designbase-SI End Cap Right 3-1/8" Alum-Br Ss Look	ea.	\$ 11.99
ERDBSL110EB	Designbase-SI End Cap Right 4-3/8" Brushed Ss	ea.	\$ 77.56
ERDBSL160EB	Designbase-SI End Cap Right 6-3/8" Brushed Ss	ea.	\$ 80.21
IDDBSL60MBW	Designbase-SI In Corner 90° 2-3/8" Alum Matte Brt Wht	ea.	\$ 13.65
IDDBSL60AE	Designbase-SI In Corner 90° 2-3/8" Alum Satin	ea.	\$ 13.65
IDDBSL80MBW	Designbase-SI In Corner 90° 3-1/8" Alum Matte Brt Wht	ea.	\$ 13.65
IDDBSL80AE	Designbase-SI In Corner 90° 3-1/8" Alum Satin	ea.	\$ 13.65
IDDBSL60AEEB	Designbase-SI In Crn 90° 2-3/8" Alum-Br Ss Look	ea.	\$ 13.65
IDDBSL80AEEB	Designbase-SI In Crn 90° 3-1/8" Alum-Br Ss Look	ea.	\$ 13.65
I90DBSL110EB	Designbase-SI In Crn 90° 4-3/8" Brushed Ss	ea.	\$ 77.56
I90DBSL160EB	Designbase-SI In Crn 90° 6-3/8" Brushed Ss	ea.	\$ 80.21
EDDBSL60MBW	Designbase-SI Out Corner 90° 2-3/8" Alum Matte Brt Wht	ea.	\$ 13.65
EDDBSL60AE	Designbase-SI Out Corner 90° 2-3/8" Alum Satin	ea.	\$ 13.65
EDDBSL80MBW	Designbase-SI Out Corner 90° 3-1/8" Alum Matte Brt Wht	ea.	\$ 13.65
EDDBSL80AE	Designbase-SI Out Corner 90° 3-1/8" Alum Satin	ea.	\$ 13.65
EDDBSL60AEEB	Designbase-SI Out Crn 90° 2-3/8" Alum-Br Ss Look	ea.	\$ 13.65
EDDBSL80AEEB	Designbase-SI Out Crn 90° 3-1/8" Alum-Br Ss Look	ea.	\$ 13.65
E90DBSL110EB	Designbase-SI Out Crn 90° 4-3/8" Brushed Ss	ea.	\$ 77.56
E90DBSL160EB	Designbase-SI Out Crn 90° 6-3/8" Brushed Ss	ea.	\$ 80.21
DBSL60MBW	Designbase-SI Profile 2-3/8" Alum Matte Brt Wht	ea.	\$ 64.08
DBSL60AE	Designbase-SI Profile 2-3/8" Alum Satin	ea.	\$ 37.31
DBSL60AEEB	Designbase-SI Profile 2-3/8" Alum W/ Br Ss Look	ea.	\$ 115.35
DBSL80MBW	Designbase-SI Profile 3-1/8" Alum Matte Brt Wht	ea.	\$ 90.96
DBSL80AE	Designbase-SI Profile 3-1/8" Alum Satin	ea.	\$ 45.59
DBSL80AEEB	Designbase-SI Profile 3-1/8" Alum W/ Br Ss Look	ea.	\$ 151.32
DBSL110EB	Designbase-SI Profile 4-3/8" Brushed Ss	ea.	\$ 157.16
DBSL160EB	Designbase-SI Profile 6-3/8" Brushed Ss	ea.	\$ 220.34
DBZSLL	Designbase-SIz Sealing Lip	ea.	\$ 13.65
DBZSLLLE	Designbase-SIz Sealing Lip For Ss Profile	ea.	\$ 24.10
DL625AMGB	Designline 1" Border Trim 1/4" Alum Brush Brass	ea.	\$ 57.22
DL625ACGB	Designline 1" Border Trim 1/4" Alum Brush Chrome	ea.	\$ 57.22
DL625AKGB	Designline 1" Border Trim 1/4" Alum Brush Copper	ea.	\$ 59.10
DL625ATGB	Designline 1" Border Trim 1/4" Alum Brush Nickel	ea.	\$ 59.10
DL625AMG	Designline 1" Border Trim 1/4" Alum Polish Brass	ea.	\$ 49.95
DL625ACG	Designline 1" Border Trim 1/4" Alum Polish Chrome	ea.	\$ 49.95
DL625AKG	Designline 1" Border Trim 1/4" Alum Polish Copper	ea.	\$ 51.84
DL625ATG	Designline 1" Border Trim 1/4" Alum Polish Nickel	ea.	\$ 51.84
DL625AE	Designline 1" Border Trim 1/4" Alum Satin	ea.	\$ 36.34
DL625AM	Designline 1" Border Trim 1/4" Alum Satin Brass	ea.	\$ 36.34
DL625AK	Designline 1" Border Trim 1/4" Alum Satin Copper	ea.	\$ 38.24
DL625AT	Designline 1" Border Trim 1/4" Alum Satin Nickel	ea.	\$ 38.24

SCHLUTER

<u>CODE</u>	<u>DESCRIPTION</u>	<u>UNIT -></u>	<u>PRICE</u>
DL625EB	Designline 1" Border Trim 1/4" Brush Stn Steel	ea.	\$ 121.56
DL625MC	Designline 1" Border Trim 1/4" Chrome-Plated Brass	ea.	\$ 132.13
DL625ES2	Designline 1" Border Trim 1/4" Ss Leather Texture		<i>Discontinued</i>
DL625ES1	Designline 1" Border Trim 1/4" Ss Square Check		<i>Discontinued</i>
DL625E	Designline 1" Border Trim 1/4" Stn Steel	ea.	\$ 83.18
DI125ACGB18	Diadec Edge Trim 1/2" Alum Brush Chrome		<i>Discontinued</i>
DI125ACG18	Diadec Edge Trim 1/2" Alum Polish Chrome		<i>Discontinued</i>
DI125AE18	Diadec Edge Trim 1/2" Alum Satin		<i>Discontinued</i>
DI100ACGB18	Diadec Edge Trim 3/8" Alum Brush Chrome		<i>Discontinued</i>
DI100ACG18	Diadec Edge Trim 3/8" Alum Polish Chrome		<i>Discontinued</i>
DI100AE18	Diadec Edge Trim 3/8" Alum Satin		<i>Discontinued</i>
DI80ACGB18	Diadec Edge Trim 5/16" Alum Brush Chrome		<i>Discontinued</i>
DI80ACG18	Diadec Edge Trim 5/16" Alum Polish Chrome		<i>Discontinued</i>
DI80AE18	Diadec Edge Trim 5/16" Alum Satin		<i>Discontinued</i>
DI110ACGB18	Diadec Edge Trim 7/16" Alum Brush Chrome		<i>Discontinued</i>
DI110ACG18	Diadec Edge Trim 7/16" Alum Polish Chrome		<i>Discontinued</i>
DI110AE18	Diadec Edge Trim 7/16" Alum Satin		<i>Discontinued</i>
DI518ACGB	Diadec Edge Trim W/O Anchor Leg Alum Brush Chrome		<i>Discontinued</i>
DI518ACG	Diadec Edge Trim W/O Anchor Leg Alum Polish Chrome		<i>Discontinued</i>
DI518AE	Diadec Edge Trim W/O Anchor Leg Alum Satin		<i>Discontinued</i>
EVDI518AE	Diadec Out Crn Alum Satin		<i>Discontinued</i>
EVDI518ACGB	Diadec Out Crn Alum Brush Chrome		<i>Discontinued</i>
EVDI518ACG	Diadec Out Crn Alum Polish Chrome		<i>Discontinued</i>
EBHKU909	Dilex-Ehk Cove Base 11/32" X 11/32" Brs Stn Steel	ea.	\$ 138.14
VAHK	Dilex-Ahk Connector Alum	ea.	\$ 5.42
AHK1S125TSB	Dilex-Ahk Cove Base 1/2" Alum Beige	ea.	\$ 68.04
AHK1S125SOB	Dilex-Ahk Cove Base 1/2" Alum Bronze	ea.	\$ 68.04
AHK1S125AMGB	Dilex-Ahk Cove Base 1/2" Alum Brush Brass	ea.	\$ 61.88
AHK1S125ACGB	Dilex-Ahk Cove Base 1/2" Alum Brush Chrome	ea.	\$ 59.68
AHK1S125AKGB	Dilex-Ahk Cove Base 1/2" Alum Brush Copper	ea.	\$ 63.92
AHK1S125AGRB	Dilex-Ahk Cove Base 1/2" Alum Brush Graphite	ea.	\$ 63.92
AHK1S125ATGB	Dilex-Ahk Cove Base 1/2" Alum Brush Nickel	ea.	\$ 63.92
AHK1S125TSC	Dilex-Ahk Cove Base 1/2" Alum Cream	ea.	\$ 68.04
AHK1S125TSDA	Dilex-Ahk Cove Base 1/2" Alum Dark Anthracite	ea.	\$ 68.04
AHK1S125TSBG	Dilex-Ahk Cove Base 1/2" Alum Greige	ea.	\$ 68.04
AHK1S125TSI	Dilex-Ahk Cove Base 1/2" Alum Ivory	ea.	\$ 68.04
AHK1S125TSLA	Dilex-Ahk Cove Base 1/2" Alum Light Anthracite	ea.	\$ 68.04
AHK1S125TSG	Dilex-Ahk Cove Base 1/2" Alum Pewter	ea.	\$ 68.04
AHK1S125AMG	Dilex-Ahk Cove Base 1/2" Alum Polish Brass	ea.	\$ 75.51
AHK1S125ACG	Dilex-Ahk Cove Base 1/2" Alum Polish Chrome	ea.	\$ 73.44
AHK1S125AKG	Dilex-Ahk Cove Base 1/2" Alum Polish Copper	ea.	\$ 77.42
AHK1S125ATG	Dilex-Ahk Cove Base 1/2" Alum Polish Nickel	ea.	\$ 77.42
AHK1S125TSR	Dilex-Ahk Cove Base 1/2" Alum Rustic Brown	ea.	\$ 68.04
AHK1S125AE	Dilex-Ahk Cove Base 1/2" Alum Satin	ea.	\$ 39.62
AHK1S125AM	Dilex-Ahk Cove Base 1/2" Alum Satin Brass	ea.	\$ 45.36
AHK1S125AK	Dilex-Ahk Cove Base 1/2" Alum Satin Copper	ea.	\$ 45.36
AHK1S125AT	Dilex-Ahk Cove Base 1/2" Alum Satin Nickel	ea.	\$ 45.36
AHK1S125TSSG	Dilex-Ahk Cove Base 1/2" Alum Stone Grey	ea.	\$ 68.04
AHK1S100TSB	Dilex-Ahk Cove Base 3/8" Alum Beige	ea.	\$ 66.61
AHK1S100TSOB	Dilex-Ahk Cove Base 3/8" Alum Bronze	ea.	\$ 66.61
AHK1S100AMGB	Dilex-Ahk Cove Base 3/8" Alum Brush Brass	ea.	\$ 60.14
AHK1S100ACGB	Dilex-Ahk Cove Base 3/8" Alum Brush Chrome	ea.	\$ 57.95
AHK1S100AKGB	Dilex-Ahk Cove Base 3/8" Alum Brush Copper	ea.	\$ 62.19
AHK1S100AGRB	Dilex-Ahk Cove Base 3/8" Alum Brush Graphite	ea.	\$ 62.19
AHK1S100ATGB	Dilex-Ahk Cove Base 3/8" Alum Brush Nickel	ea.	\$ 62.19
AHK1S100TSC	Dilex-Ahk Cove Base 3/8" Alum Cream	ea.	\$ 66.61
AHK1S100TSDA	Dilex-Ahk Cove Base 3/8" Alum Dark Anthracite	ea.	\$ 66.61
AHK1S100TSBG	Dilex-Ahk Cove Base 3/8" Alum Greige	ea.	\$ 66.61
AHK1S100TSI	Dilex-Ahk Cove Base 3/8" Alum Ivory	ea.	\$ 66.61
AHK1S100TSLA	Dilex-Ahk Cove Base 3/8" Alum Light Anthracite	ea.	\$ 66.61
AHK1S100TSG	Dilex-Ahk Cove Base 3/8" Alum Pewter	ea.	\$ 66.61
AHK1S100AMG	Dilex-Ahk Cove Base 3/8" Alum Polish Brass	ea.	\$ 73.85
AHK1S100ACG	Dilex-Ahk Cove Base 3/8" Alum Polish Chrome	ea.	\$ 71.80
AHK1S100AKG	Dilex-Ahk Cove Base 3/8" Alum Polish Copper	ea.	\$ 75.78

SCHLUTER

CODE	DESCRIPTION	UNIT ->	PRICE
AHK1S100ATG	Dilex-Ahk Cove Base 3/8" Alum Polish Nickel	ea.	\$ 75.78
AHK1S100TSR	Dilex-Ahk Cove Base 3/8" Alum Rustic Brown	ea.	\$ 66.61
AHK1S100AE	Dilex-Ahk Cove Base 3/8" Alum Satin	ea.	\$ 37.89
AHK1S100AM	Dilex-Ahk Cove Base 3/8" Alum Satin Brass	ea.	\$ 43.62
AHK1S100AK	Dilex-Ahk Cove Base 3/8" Alum Satin Copper	ea.	\$ 43.62
AHK1S100AT	Dilex-Ahk Cove Base 3/8" Alum Satin Nickel	ea.	\$ 43.62
AHK1S100TSSG	Dilex-Ahk Cove Base 3/8" Alum Stone Grey	ea.	\$ 66.61
AHK1S80TSB	Dilex-Ahk Cove Base 5/16" Alum Beige	ea.	\$ 65.67
AHK1S80TSOB	Dilex-Ahk Cove Base 5/16" Alum Bronze	ea.	\$ 65.67
AHK1S80AMGB	Dilex-Ahk Cove Base 5/16" Alum Brush Brass	ea.	\$ 58.60
AHK1S80ACGB	Dilex-Ahk Cove Base 5/16" Alum Brush Chrome	ea.	\$ 56.41
AHK1S80AKGB	Dilex-Ahk Cove Base 5/16" Alum Brush Copper	ea.	\$ 60.66
AHK1S80AGRB	Dilex-Ahk Cove Base 5/16" Alum Brush Graphite	ea.	\$ 60.66
AHK1S80ATGB	Dilex-Ahk Cove Base 5/16" Alum Brush Nickel	ea.	\$ 60.66
AHK1S80TSC	Dilex-Ahk Cove Base 5/16" Alum Cream	ea.	\$ 65.67
AHK1S80TSDA	Dilex-Ahk Cove Base 5/16" Alum Dark Anthracite	ea.	\$ 65.67
AHK1S80TSBG	Dilex-Ahk Cove Base 5/16" Alum Greige	ea.	\$ 65.67
AHK1S80TSI	Dilex-Ahk Cove Base 5/16" Alum Ivory	ea.	\$ 65.67
AHK1S80TSLA	Dilex-Ahk Cove Base 5/16" Alum Light Anthracite	ea.	\$ 65.67
AHK1S80TSG	Dilex-Ahk Cove Base 5/16" Alum Pewter	ea.	\$ 65.67
AHK1S80AMG	Dilex-Ahk Cove Base 5/16" Alum Polish Brass	ea.	\$ 73.13
AHK1S80ACG	Dilex-Ahk Cove Base 5/16" Alum Polish Chrome	ea.	\$ 70.38
AHK1S80AKG	Dilex-Ahk Cove Base 5/16" Alum Polish Copper	ea.	\$ 74.35
AHK1S80ATG	Dilex-Ahk Cove Base 5/16" Alum Polish Nickel	ea.	\$ 75.06
AHK1S80TSR	Dilex-Ahk Cove Base 5/16" Alum Rustic Brown	ea.	\$ 65.67
AHK1S80AE	Dilex-Ahk Cove Base 5/16" Alum Satin	ea.	\$ 36.35
AHK1S80AM	Dilex-Ahk Cove Base 5/16" Alum Satin Brass	ea.	\$ 42.09
AHK1S80AK	Dilex-Ahk Cove Base 5/16" Alum Satin Copper	ea.	\$ 42.09
AHK1S80AT	Dilex-Ahk Cove Base 5/16" Alum Satin Nickel	ea.	\$ 42.09
AHK1S80TSSG	Dilex-Ahk Cove Base 5/16" Alum Stone Grey	ea.	\$ 65.67
AHK1S150TSB	Dilex-Ahk Cove Base 9/16" Alum Beige	ea.	\$ 69.40
AHK1S150TSOB	Dilex-Ahk Cove Base 9/16" Alum Bronze	ea.	\$ 69.40
AHK1S150AGRB	Dilex-Ahk Cove Base 9/16" Alum Brush Graphite	ea.	\$ 65.84
AHK1S150TSC	Dilex-Ahk Cove Base 9/16" Alum Cream	ea.	\$ 69.40
AHK1S150TSDA	Dilex-Ahk Cove Base 9/16" Alum Dark Anthracite	ea.	\$ 69.40
AHK1S150TSBG	Dilex-Ahk Cove Base 9/16" Alum Greige	ea.	\$ 69.40
AHK1S150TSI	Dilex-Ahk Cove Base 9/16" Alum Ivory	ea.	\$ 69.40
AHK1S150TSLA	Dilex-Ahk Cove Base 9/16" Alum Light Anthracite	ea.	\$ 69.40
AHK1S150TSG	Dilex-Ahk Cove Base 9/16" Alum Pewter	ea.	\$ 69.40
AHK1S150TSR	Dilex-Ahk Cove Base 9/16" Alum Rustic Brown	ea.	\$ 69.40
AHK1S150AT	Dilex-Ahk Cove Base 9/16" Alum Satin Nickel	ea.	\$ 47.17
AHK1S150TSSG	Dilex-Ahk Cove Base 9/16" Alum Stone Grey	ea.	\$ 69.40
EAHK1STSB	Dilex-Ahk End Cap Alum Beige	ea.	\$ 26.35
EAHK1STSOB	Dilex-Ahk End Cap Alum Bronze	ea.	\$ 26.35
EAHK1SAMGB	Dilex-Ahk End Cap Alum Brush Brass	ea.	\$ 23.95
EAHK1SACGB	Dilex-Ahk End Cap Alum Brush Chrome	ea.	\$ 23.95
EAHK1SAKGB	Dilex-Ahk End Cap Alum Brush Copper	ea.	\$ 23.95
EAHK1SAGRB	Dilex-Ahk End Cap Alum Brush Graphite	ea.	\$ 23.95
EAHK1SATGB	Dilex-Ahk End Cap Alum Brush Nickel	ea.	\$ 23.95
EAHK1STSC	Dilex-Ahk End Cap Alum Cream	ea.	\$ 26.35
EAHK1STSDA	Dilex-Ahk End Cap Alum Dark Anthracite	ea.	\$ 26.35
EAHK1STSBG	Dilex-Ahk End Cap Alum Greige	ea.	\$ 26.35
EAHK1STSI	Dilex-Ahk End Cap Alum Ivory	ea.	\$ 26.35
EAHK1STSLA	Dilex-Ahk End Cap Alum Light Anthracite	ea.	\$ 26.35
EAHK1STSG	Dilex-Ahk End Cap Alum Pewter	ea.	\$ 26.35
EAHK1SAMG	Dilex-Ahk End Cap Alum Polish Brass	ea.	\$ 23.95
EAHK1SACG	Dilex-Ahk End Cap Alum Polish Chrome	ea.	\$ 23.95
EAHK1SAKG	Dilex-Ahk End Cap Alum Polish Copper	ea.	\$ 23.95
EAHK1SATG	Dilex-Ahk End Cap Alum Polish Nickel	ea.	\$ 23.95
EAHK1STSR	Dilex-Ahk End Cap Alum Rustic Brown	ea.	\$ 26.35
EAHK1SAE	Dilex-Ahk End Cap Alum Satin	ea.	\$ 19.10
EAHK1SAM	Dilex-Ahk End Cap Alum Satin Brass	ea.	\$ 19.10
EAHK1SAK	Dilex-Ahk End Cap Alum Satin Copper	ea.	\$ 19.10
EAHK1SAT	Dilex-Ahk End Cap Alum Satin Nickel	ea.	\$ 19.10

SCHLUTER

<u>CODE</u>	<u>DESCRIPTION</u>	<u>UNIT -></u>	<u>PRICE</u>
E135AHK1STSSG	Dilex-Ahk End Cap Alum Stone Grey	ea.	\$ 26.35
I135AHK1STSB	Dilex-Ahk In Corner 135° Alum Beige	ea.	\$ 39.79
I135AHK1STSOB	Dilex-Ahk In Corner 135° Alum Bronze	ea.	\$ 39.79
I135AHK1SAMGB	Dilex-Ahk In Corner 135° Alum Brush Brass	ea.	\$ 36.75
I135AHK1SACGB	Dilex-Ahk In Corner 135° Alum Brush Chrome	ea.	\$ 36.75
I135AHK1SAKGB	Dilex-Ahk In Corner 135° Alum Brush Copper	ea.	\$ 36.75
I135AHK1SAGRB	Dilex-Ahk In Corner 135° Alum Brush Graphite	ea.	\$ 36.75
I135AHK1SATGB	Dilex-Ahk In Corner 135° Alum Brush Nickel	ea.	\$ 36.75
I135AHK1STSC	Dilex-Ahk In Corner 135° Alum Cream	ea.	\$ 39.79
I135AHK1STSDA	Dilex-Ahk In Corner 135° Alum Dark Anthracite	ea.	\$ 39.79
I135AHK1STSBG	Dilex-Ahk In Corner 135° Alum Greige	ea.	\$ 39.79
I135AHK1STSI	Dilex-Ahk In Corner 135° Alum Ivory	ea.	\$ 39.79
I135AHK1STSLA	Dilex-Ahk In Corner 135° Alum Light Anthracite	ea.	\$ 39.79
I135AHK1STSG	Dilex-Ahk In Corner 135° Alum Pewter	ea.	\$ 39.79
I135AHK1SAMG	Dilex-Ahk In Corner 135° Alum Polish Brass	ea.	\$ 36.75
I135AHK1SACG	Dilex-Ahk In Corner 135° Alum Polish Chrome	ea.	\$ 36.75
I135AHK1SAKG	Dilex-Ahk In Corner 135° Alum Polish Copper	ea.	\$ 36.75
I135AHK1SATG	Dilex-Ahk In Corner 135° Alum Polish Nickel	ea.	\$ 36.75
I135AHK1STSR	Dilex-Ahk In Corner 135° Alum Rustic Brown	ea.	\$ 39.79
I135AHK1SAE	Dilex-Ahk In Corner 135° Alum Satin	ea.	\$ 31.88
I135AHK1SAM	Dilex-Ahk In Corner 135° Alum Satin Brass	ea.	\$ 31.88
I135AHK1SAK	Dilex-Ahk In Corner 135° Alum Satin Copper	ea.	\$ 31.88
I135AHK1SAT	Dilex-Ahk In Corner 135° Alum Satin Nickel	ea.	\$ 31.88
I135AHK1STSSG	Dilex-Ahk In Corner 135° Alum Stone Grey	ea.	\$ 39.79
I90AHK1STSB	Dilex-Ahk In Corner 90° Alum Beige	ea.	\$ 39.79
I90AHK1STSOB	Dilex-Ahk In Corner 90° Alum Bronze	ea.	\$ 39.79
I90AHK1SAMGB	Dilex-Ahk In Corner 90° Alum Brush Brass	ea.	\$ 36.75
I90AHK1SACGB	Dilex-Ahk In Corner 90° Alum Brush Chrome	ea.	\$ 36.75
I90AHK1SAKGB	Dilex-Ahk In Corner 90° Alum Brush Copper	ea.	\$ 36.75
I90AHK1SAGRB	Dilex-Ahk In Corner 90° Alum Brush Graphite	ea.	\$ 36.75
I90AHK1SATGB	Dilex-Ahk In Corner 90° Alum Brush Nickel	ea.	\$ 36.75
I90AHK1STSC	Dilex-Ahk In Corner 90° Alum Cream	ea.	\$ 39.79
I90AHK1STSDA	Dilex-Ahk In Corner 90° Alum Dark Anthracite	ea.	\$ 39.79
I90AHK1STSBG	Dilex-Ahk In Corner 90° Alum Greige	ea.	\$ 39.79
I90AHK1STSI	Dilex-Ahk In Corner 90° Alum Ivory	ea.	\$ 39.79
I90AHK1STSLA	Dilex-Ahk In Corner 90° Alum Light Anthracite	ea.	\$ 39.79
I90AHK1STSG	Dilex-Ahk In Corner 90° Alum Pewter	ea.	\$ 39.79
I90AHK1SAMG	Dilex-Ahk In Corner 90° Alum Polish Brass	ea.	\$ 36.75
I90AHK1SACG	Dilex-Ahk In Corner 90° Alum Polish Chrome	ea.	\$ 36.75
I90AHK1SAKG	Dilex-Ahk In Corner 90° Alum Polish Copper	ea.	\$ 36.75
I90AHK1SATG	Dilex-Ahk In Corner 90° Alum Polish Nickel	ea.	\$ 36.75
I90AHK1STSR	Dilex-Ahk In Corner 90° Alum Rustic Brown	ea.	\$ 39.79
I90AHK1SAE	Dilex-Ahk In Corner 90° Alum Satin	ea.	\$ 31.88
I90AHK1SAM	Dilex-Ahk In Corner 90° Alum Satin Brass	ea.	\$ 31.88
I90AHK1SAK	Dilex-Ahk In Corner 90° Alum Satin Copper	ea.	\$ 31.88
I90AHK1SAT	Dilex-Ahk In Corner 90° Alum Satin Nickel	ea.	\$ 31.88
I90AHK1STSSG	Dilex-Ahk In Corner 90° Alum Stone Grey	ea.	\$ 39.79
E135AHK1STSB	Dilex-Ahk Out Corner 135° Alum Beige	ea.	\$ 39.79
E135AHK1STSOB	Dilex-Ahk Out Corner 135° Alum Bronze	ea.	\$ 39.79
E135AHK1SAMGB	Dilex-Ahk Out Corner 135° Alum Brush Brass	ea.	\$ 36.75
E135AHK1SACGB	Dilex-Ahk Out Corner 135° Alum Brush Chrome	ea.	\$ 36.75
E135AHK1SAKGB	Dilex-Ahk Out Corner 135° Alum Brush Copper	ea.	\$ 36.75
E135AHK1SAGRB	Dilex-Ahk Out Corner 135° Alum Brush Graphite	ea.	\$ 36.75
E135AHK1SATGB	Dilex-Ahk Out Corner 135° Alum Brush Nickel	ea.	\$ 36.75
E135AHK1STSC	Dilex-Ahk Out Corner 135° Alum Cream	ea.	\$ 39.79
E135AHK1STSDA	Dilex-Ahk Out Corner 135° Alum Dark Anthracite	ea.	\$ 39.79
E135AHK1STSBG	Dilex-Ahk Out Corner 135° Alum Greige	ea.	\$ 39.79
E135AHK1STSI	Dilex-Ahk Out Corner 135° Alum Ivory	ea.	\$ 39.79
E135AHK1STSLA	Dilex-Ahk Out Corner 135° Alum Light Anthracite	ea.	\$ 39.79
E135AHK1STSG	Dilex-Ahk Out Corner 135° Alum Pewter	ea.	\$ 39.79
E135AHK1SAMG	Dilex-Ahk Out Corner 135° Alum Polish Brass	ea.	\$ 36.75
E135AHK1SACG	Dilex-Ahk Out Corner 135° Alum Polish Chrome	ea.	\$ 36.75
E135AHK1SAKG	Dilex-Ahk Out Corner 135° Alum Polish Copper	ea.	\$ 36.75
E135AHK1SATG	Dilex-Ahk Out Corner 135° Alum Polish Nickel	ea.	\$ 36.75

SCHLUTER

CODE	DESCRIPTION	UNIT ->	PRICE
E135AHK1STSR	Dilex-Ahk Out Corner 135° Alum Rustic Brown	ea.	\$ 39.79
E135AHK1SAE	Dilex-Ahk Out Corner 135° Alum Satin	ea.	\$ 31.88
E135AHK1SAM	Dilex-Ahk Out Corner 135° Alum Satin Brass	ea.	\$ 31.88
E135AHK1SAK	Dilex-Ahk Out Corner 135° Alum Satin Copper	ea.	\$ 31.88
E135AHK1SAT	Dilex-Ahk Out Corner 135° Alum Satin Nickel	ea.	\$ 31.88
E135AHK1STSSG	Dilex-Ahk Out Corner 135° Alum Stone Grey	ea.	\$ 39.79
E90AHK1STSB	Dilex-Ahk Out Corner 90° Alum Beige	ea.	\$ 39.79
E90AHK1STSOB	Dilex-Ahk Out Corner 90° Alum Bronze	ea.	\$ 39.79
E90AHK1SAMGB	Dilex-Ahk Out Corner 90° Alum Brush Brass	ea.	\$ 36.75
E90AHK1SACGB	Dilex-Ahk Out Corner 90° Alum Brush Chrome	ea.	\$ 36.75
E90AHK1SAKGB	Dilex-Ahk Out Corner 90° Alum Brush Copper	ea.	\$ 36.75
E90AHK1SAGRB	Dilex-Ahk Out Corner 90° Alum Brush Graphite	ea.	\$ 36.75
E90AHK1SATGB	Dilex-Ahk Out Corner 90° Alum Brush Nickel	ea.	\$ 36.75
E90AHK1STSC	Dilex-Ahk Out Corner 90° Alum Cream	ea.	\$ 39.79
E90AHK1STSDA	Dilex-Ahk Out Corner 90° Alum Dark Anthracite	ea.	\$ 39.79
E90AHK1STSBG	Dilex-Ahk Out Corner 90° Alum Greige	ea.	\$ 39.79
E90AHK1STSI	Dilex-Ahk Out Corner 90° Alum Ivory	ea.	\$ 39.79
E90AHK1STSLA	Dilex-Ahk Out Corner 90° Alum Light Anthracite	ea.	\$ 39.79
E90AHK1STSG	Dilex-Ahk Out Corner 90° Alum Pewter	ea.	\$ 39.79
E90AHK1SAMG	Dilex-Ahk Out Corner 90° Alum Polish Brass	ea.	\$ 36.75
E90AHK1SACG	Dilex-Ahk Out Corner 90° Alum Polish Chrome	ea.	\$ 36.75
E90AHK1SAKG	Dilex-Ahk Out Corner 90° Alum Polish Copper	ea.	\$ 36.75
E90AHK1SATG	Dilex-Ahk Out Corner 90° Alum Polish Nickel	ea.	\$ 36.75
E90AHK1STSR	Dilex-Ahk Out Corner 90° Alum Rustic Brown	ea.	\$ 39.79
E90AHK1SAE	Dilex-Ahk Out Corner 90° Alum Satin	ea.	\$ 31.88
E90AHK1SAM	Dilex-Ahk Out Corner 90° Alum Satin Brass	ea.	\$ 31.88
E90AHK1SAK	Dilex-Ahk Out Corner 90° Alum Satin Copper	ea.	\$ 31.88
E90AHK1SAT	Dilex-Ahk Out Corner 90° Alum Satin Nickel	ea.	\$ 31.88
E90AHK1STSSG	Dilex-Ahk Out Corner 90° Alum Stone Grey	ea.	\$ 39.79
E90QAHK1STSB	Dilex-Ahk Out Corner Sq 90° Alum Beige	ea.	\$ 33.59
E90QAHK1STSOB	Dilex-Ahk Out Corner Sq 90° Alum Bronze	ea.	\$ 33.59
E90QAHK1STSC	Dilex-Ahk Out Corner Sq 90° Alum Cream	ea.	\$ 33.59
E90QAHK1STSDA	Dilex-Ahk Out Corner Sq 90° Alum Dark Anthracite	ea.	\$ 33.59
E90QAHK1STSBG	Dilex-Ahk Out Corner Sq 90° Alum Greige	ea.	\$ 33.59
E90QAHK1STSI	Dilex-Ahk Out Corner Sq 90° Alum Ivory	ea.	\$ 33.59
E90QAHK1STSLA	Dilex-Ahk Out Corner Sq 90° Alum Light Anthracite	ea.	\$ 33.59
E90QAHK1STSG	Dilex-Ahk Out Corner Sq 90° Alum Pewter	ea.	\$ 33.59
E90QAHK1SACG	Dilex-Ahk Out Corner Sq 90° Alum Polish Chrome	ea.	\$ 33.84
E90QAHK1STSR	Dilex-Ahk Out Corner Sq 90° Alum Rustic Brown	ea.	\$ 33.59
E90QAHK1SAE	Dilex-Ahk Out Corner Sq 90° Alum Satin	ea.	\$ 28.97
E90QAHK1SAT	Dilex-Ahk Out Corner Sq 90° Alum Satin Nickel	ea.	\$ 28.97
E90QAHK1STSSG	Dilex-Ahk Out Corner Sq 90° Alum Stone Grey	ea.	\$ 33.59
AHKA125TSB	Dilex-Ahka Cove Base 1/2" Alum Beige	ea.	\$ 68.04
AHKA125TSOB	Dilex-Ahka Cove Base 1/2" Alum Bronze	ea.	\$ 68.04
AHKA125ACGB	Dilex-Ahka Cove Base 1/2" Alum Brush Chrome	ea.	\$ 59.68
AHKA125ATGB	Dilex-Ahka Cove Base 1/2" Alum Brush Nickel	ea.	\$ 63.92
AHKA125TSC	Dilex-Ahka Cove Base 1/2" Alum Cream	ea.	\$ 68.04
AHKA125TSDA	Dilex-Ahka Cove Base 1/2" Alum Dark Anthracite	ea.	\$ 68.04
AHKA125TSBG	Dilex-Ahka Cove Base 1/2" Alum Greige	ea.	\$ 68.04
AHKA125TSI	Dilex-Ahka Cove Base 1/2" Alum Ivory	ea.	\$ 68.04
AHKA125TSLA	Dilex-Ahka Cove Base 1/2" Alum Light Anthracite	ea.	\$ 68.04
AHKA125TSG	Dilex-Ahka Cove Base 1/2" Alum Pewter	ea.	\$ 68.04
AHKA125TSR	Dilex-Ahka Cove Base 1/2" Alum Rustic Brown	ea.	\$ 68.04
AHKA125AE	Dilex-Ahka Cove Base 1/2" Alum Satin	ea.	\$ 39.62
AHKA125AT	Dilex-Ahka Cove Base 1/2" Alum Satin Nickel	ea.	\$ 45.36
AHKA125TSSG	Dilex-Ahka Cove Base 1/2" Alum Stone Grey	ea.	\$ 68.04
AHKA100TSB	Dilex-Ahka Cove Base 3/8" Alum Beige	ea.	\$ 66.61
AHKA100TSOB	Dilex-Ahka Cove Base 3/8" Alum Bronze	ea.	\$ 66.61
AHKA100ACGB	Dilex-Ahka Cove Base 3/8" Alum Brush Chrome	ea.	\$ 57.95
AHKA100ATGB	Dilex-Ahka Cove Base 3/8" Alum Brush Nickel	ea.	\$ 62.19
AHKA100TSC	Dilex-Ahka Cove Base 3/8" Alum Cream	ea.	\$ 66.61
AHKA100TSDA	Dilex-Ahka Cove Base 3/8" Alum Dark Anthracite	ea.	\$ 66.61
AHKA100TSBG	Dilex-Ahka Cove Base 3/8" Alum Greige	ea.	\$ 66.61
AHKA100TSI	Dilex-Ahka Cove Base 3/8" Alum Ivory	ea.	\$ 66.61

SCHLUTER

CODE	DESCRIPTION	UNIT ->	PRICE
AHKA100TSLA	Dilex-Ahka Cove Base 3/8" Alum Light Anthracite	ea.	\$ 66.61
AHKA100TSG	Dilex-Ahka Cove Base 3/8" Alum Pewter	ea.	\$ 66.61
AHKA100TSR	Dilex-Ahka Cove Base 3/8" Alum Rustic Brown	ea.	\$ 66.61
AHKA100AE	Dilex-Ahka Cove Base 3/8" Alum Satin	ea.	\$ 37.89
AHKA100AT	Dilex-Ahka Cove Base 3/8" Alum Satin Nickel	ea.	\$ 43.62
AHKA100TSSG	Dilex-Ahka Cove Base 3/8" Alum Stone Grey	ea.	\$ 66.61
AHKA80TSB	Dilex-Ahka Cove Base 5/16" Alum Beige	ea.	\$ 65.67
AHKA80TSOB	Dilex-Ahka Cove Base 5/16" Alum Bronze	ea.	\$ 65.67
AHKA80ACGB	Dilex-Ahka Cove Base 5/16" Alum Brush Chrome	ea.	\$ 56.41
AHKA80ATGB	Dilex-Ahka Cove Base 5/16" Alum Brush Nickel	ea.	\$ 60.66
AHKA80TSC	Dilex-Ahka Cove Base 5/16" Alum Cream	ea.	\$ 65.67
AHKA80TSDA	Dilex-Ahka Cove Base 5/16" Alum Dark Anthracite	ea.	\$ 65.67
AHKA80TSBG	Dilex-Ahka Cove Base 5/16" Alum Greige	ea.	\$ 65.67
AHKA80TSI	Dilex-Ahka Cove Base 5/16" Alum Ivory	ea.	\$ 65.67
AHKA80TSLA	Dilex-Ahka Cove Base 5/16" Alum Light Anthracite	ea.	\$ 65.67
AHKA80TSG	Dilex-Ahka Cove Base 5/16" Alum Pewter	ea.	\$ 65.67
AHKA80TSR	Dilex-Ahka Cove Base 5/16" Alum Rustic Brown	ea.	\$ 65.67
AHKA80AE	Dilex-Ahka Cove Base 5/16" Alum Satin	ea.	\$ 36.35
AHKA80AT	Dilex-Ahka Cove Base 5/16" Alum Satin Nickel	ea.	\$ 42.09
AHKA80TSSG	Dilex-Ahka Cove Base 5/16" Alum Stone Grey	ea.	\$ 65.67
AHKA150TSB	Dilex-Ahka Cove Base 9/16" Alum Beige	ea.	\$ 69.40
AHKA150TSOB	Dilex-Ahka Cove Base 9/16" Alum Bronze	ea.	\$ 69.40
AHKA150ACGB	Dilex-Ahka Cove Base 9/16" Alum Brush Chrome	ea.	\$ 62.09
AHKA150ATGB	Dilex-Ahka Cove Base 9/16" Alum Brush Nickel	ea.	\$ 65.84
AHKA150TSC	Dilex-Ahka Cove Base 9/16" Alum Cream	ea.	\$ 69.40
AHKA150TSDA	Dilex-Ahka Cove Base 9/16" Alum Dark Anthracite	ea.	\$ 69.40
AHKA150TSBG	Dilex-Ahka Cove Base 9/16" Alum Greige	ea.	\$ 69.40
AHKA150TSI	Dilex-Ahka Cove Base 9/16" Alum Ivory	ea.	\$ 69.40
AHKA150TSLA	Dilex-Ahka Cove Base 9/16" Alum Light Anthracite	ea.	\$ 69.40
AHKA150TSG	Dilex-Ahka Cove Base 9/16" Alum Pewter	ea.	\$ 69.40
AHKA150TSR	Dilex-Ahka Cove Base 9/16" Alum Rustic Brown	ea.	\$ 69.40
AHKA150AE	Dilex-Ahka Cove Base 9/16" Alum Satin	ea.	\$ 41.22
AHKA150AT	Dilex-Ahka Cove Base 9/16" Alum Satin Nickel	ea.	\$ 47.17
AHKA150TSSG	Dilex-Ahka Cove Base 9/16" Alum Stone Grey	ea.	\$ 69.40
ELAHKATSB	Dilex-Ahka End Cap Left Alum Beige	ea.	\$ 25.66
ELAHKATSOB	Dilex-Ahka End Cap Left Alum Bronze	ea.	\$ 25.66
ELAHKAACGB	Dilex-Ahka End Cap Left Alum Brush Chrome	ea.	\$ 23.95
ELAHKAATGB	Dilex-Ahka End Cap Left Alum Brush Nickel	ea.	\$ 23.95
ELAHKATSC	Dilex-Ahka End Cap Left Alum Cream	ea.	\$ 25.66
ELAHKATSDA	Dilex-Ahka End Cap Left Alum Dark Anthracite	ea.	\$ 25.66
ELAHKATSBG	Dilex-Ahka End Cap Left Alum Greige	ea.	\$ 25.66
ELAHKATSI	Dilex-Ahka End Cap Left Alum Ivory	ea.	\$ 25.66
ELAHKATSLA	Dilex-Ahka End Cap Left Alum Light Anthracite	ea.	\$ 25.66
ELAHKATSG	Dilex-Ahka End Cap Left Alum Pewter	ea.	\$ 25.66
ELAHKATSR	Dilex-Ahka End Cap Left Alum Rustic Brown	ea.	\$ 25.66
ELAHKAAE	Dilex-Ahka End Cap Left Alum Satin	ea.	\$ 19.10
ELAHKAAT	Dilex-Ahka End Cap Left Alum Satin Nickel	ea.	\$ 19.10
ELAHKATSSG	Dilex-Ahka End Cap Left Alum Stone Grey	ea.	\$ 25.66
ERAHKATSB	Dilex-Ahka End Cap Right Alum Beige	ea.	\$ 25.66
ERAHKATSOB	Dilex-Ahka End Cap Right Alum Bronze	ea.	\$ 25.66
ERAHKAACGB	Dilex-Ahka End Cap Right Alum Brush Chrome	ea.	\$ 23.95
ERAHKAATGB	Dilex-Ahka End Cap Right Alum Brush Nickel	ea.	\$ 23.95
ERAHKATSC	Dilex-Ahka End Cap Right Alum Cream	ea.	\$ 25.66
ERAHKATSDA	Dilex-Ahka End Cap Right Alum Dark Anthracite	ea.	\$ 25.66
ERAHKATSBG	Dilex-Ahka End Cap Right Alum Greige	ea.	\$ 25.66
ERAHKATSI	Dilex-Ahka End Cap Right Alum Ivory	ea.	\$ 25.66
ERAHKATSLA	Dilex-Ahka End Cap Right Alum Light Anthracite	ea.	\$ 25.66
ERAHKATSG	Dilex-Ahka End Cap Right Alum Pewter	ea.	\$ 25.66
ERAHKATSR	Dilex-Ahka End Cap Right Alum Rustic Brown	ea.	\$ 25.66
ERAHKAAE	Dilex-Ahka End Cap Right Alum Satin	ea.	\$ 19.10
ERAHKAAT	Dilex-Ahka End Cap Right Alum Satin Nickel	ea.	\$ 19.10
ERAHKATSSG	Dilex-Ahka End Cap Right Alum Stone Grey	ea.	\$ 25.66
I135AHKATSB	Dilex-Ahka In Corner 135° Alum Beige	ea.	\$ 39.79
I135AHKATSOB	Dilex-Ahka In Corner 135° Alum Bronze	ea.	\$ 39.79

SCHLUTER

<u>CODE</u>	<u>DESCRIPTION</u>	<u>UNIT -></u>	<u>PRICE</u>
I135AHKAACGB	Dilex-Ahka In Corner 135° Alum Brush Chrome	ea.	\$ 36.75
I135AHKAATGB	Dilex-Ahka In Corner 135° Alum Brush Nickel	ea.	\$ 36.75
I135AHKATSC	Dilex-Ahka In Corner 135° Alum Cream	ea.	\$ 39.79
I135AHKATSDA	Dilex-Ahka In Corner 135° Alum Dark Anthracite	ea.	\$ 39.79
I135AHKATSBG	Dilex-Ahka In Corner 135° Alum Greige	ea.	\$ 39.79
I135AHKATSI	Dilex-Ahka In Corner 135° Alum Ivory	ea.	\$ 39.79
I135AHKATSLA	Dilex-Ahka In Corner 135° Alum Light Anthracite	ea.	\$ 39.79
I135AHKATSG	Dilex-Ahka In Corner 135° Alum Pewter	ea.	\$ 39.79
I135AHKATSR	Dilex-Ahka In Corner 135° Alum Rustic Brown	ea.	\$ 39.79
I135AHKAAE	Dilex-Ahka In Corner 135° Alum Satin	ea.	\$ 31.88
I135AHKAAT	Dilex-Ahka In Corner 135° Alum Satin Nickel	ea.	\$ 31.88
I135AHKATSSG	Dilex-Ahka In Corner 135° Alum Stone Grey	ea.	\$ 39.79
I90AHKATSB	Dilex-Ahka In Corner 90° Alum Beige	ea.	\$ 39.79
I90AHKATSOB	Dilex-Ahka In Corner 90° Alum Bronze	ea.	\$ 39.79
I90AHKAACGB	Dilex-Ahka In Corner 90° Alum Brush Chrome	ea.	\$ 36.75
I90AHKAATGB	Dilex-Ahka In Corner 90° Alum Brush Nickel	ea.	\$ 36.75
I90AHKATSC	Dilex-Ahka In Corner 90° Alum Cream	ea.	\$ 39.79
I90AHKATSDA	Dilex-Ahka In Corner 90° Alum Dark Anthracite	ea.	\$ 39.79
I90AHKATSBG	Dilex-Ahka In Corner 90° Alum Greige	ea.	\$ 39.79
I90AHKATSI	Dilex-Ahka In Corner 90° Alum Ivory	ea.	\$ 39.79
I90AHKATSLA	Dilex-Ahka In Corner 90° Alum Light Anthracite	ea.	\$ 39.79
I90AHKATSG	Dilex-Ahka In Corner 90° Alum Pewter	ea.	\$ 39.79
I90AHKATSR	Dilex-Ahka In Corner 90° Alum Rustic Brown	ea.	\$ 39.79
I90AHKAAE	Dilex-Ahka In Corner 90° Alum Satin	ea.	\$ 31.88
I90AHKAAT	Dilex-Ahka In Corner 90° Alum Satin Nickel	ea.	\$ 31.88
I90AHKATSSG	Dilex-Ahka In Corner 90° Alum Stone Grey	ea.	\$ 39.79
E135AHKATSB	Dilex-Ahka Out Corner 135° Alum Beige	ea.	\$ 39.79
E135AHKATSOB	Dilex-Ahka Out Corner 135° Alum Bronze	ea.	\$ 39.79
E135AHKAACGB	Dilex-Ahka Out Corner 135° Alum Brush Chrome	ea.	\$ 36.75
E135AHKAATGB	Dilex-Ahka Out Corner 135° Alum Brush Nickel	ea.	\$ 36.75
E135AHKATSC	Dilex-Ahka Out Corner 135° Alum Cream	ea.	\$ 39.79
E135AHKATSDA	Dilex-Ahka Out Corner 135° Alum Dark Anthracite	ea.	\$ 39.79
E135AHKATSBG	Dilex-Ahka Out Corner 135° Alum Greige	ea.	\$ 39.79
E135AHKATSI	Dilex-Ahka Out Corner 135° Alum Ivory	ea.	\$ 39.79
E135AHKATSLA	Dilex-Ahka Out Corner 135° Alum Light Anthracite	ea.	\$ 39.79
E135AHKATSG	Dilex-Ahka Out Corner 135° Alum Pewter	ea.	\$ 39.79
E135AHKATSR	Dilex-Ahka Out Corner 135° Alum Rustic Brown	ea.	\$ 39.79
E135AHKAAE	Dilex-Ahka Out Corner 135° Alum Satin	ea.	\$ 31.88
E135AHKAAT	Dilex-Ahka Out Corner 135° Alum Satin Nickel	ea.	\$ 31.88
E135AHKATSSG	Dilex-Ahka Out Corner 135° Alum Stone Grey	ea.	\$ 39.79
E90AHKATSB	Dilex-Ahka Out Corner 90° Alum Beige	ea.	\$ 39.79
E90AHKATSOB	Dilex-Ahka Out Corner 90° Alum Bronze	ea.	\$ 39.79
E90AHKAACGB	Dilex-Ahka Out Corner 90° Alum Brush Chrome	ea.	\$ 36.75
E90AHKAATGB	Dilex-Ahka Out Corner 90° Alum Brush Nickel	ea.	\$ 36.75
E90AHKATSC	Dilex-Ahka Out Corner 90° Alum Cream	ea.	\$ 39.79
E90AHKATSDA	Dilex-Ahka Out Corner 90° Alum Dark Anthracite	ea.	\$ 39.79
E90AHKATSBG	Dilex-Ahka Out Corner 90° Alum Greige	ea.	\$ 39.79
E90AHKATSI	Dilex-Ahka Out Corner 90° Alum Ivory	ea.	\$ 39.79
E90AHKATSLA	Dilex-Ahka Out Corner 90° Alum Light Anthracite	ea.	\$ 39.79
E90AHKATSG	Dilex-Ahka Out Corner 90° Alum Pewter	ea.	\$ 39.79
E90AHKATSR	Dilex-Ahka Out Corner 90° Alum Rustic Brown	ea.	\$ 39.79
E90AHKAAE	Dilex-Ahka Out Corner 90° Alum Satin	ea.	\$ 31.88
E90AHKAAT	Dilex-Ahka Out Corner 90° Alum Satin Nickel	ea.	\$ 31.88
E90AHKATSSG	Dilex-Ahka Out Corner 90° Alum Stone Grey	ea.	\$ 39.79
AKWS125GS	Dilex-Akws 1/2" Alum W/ 1/4" Joint Black	ea.	\$ 51.39
AKWS125PG	Dilex-Akws 1/2" Alum W/ 1/4" Joint Cla Grey	ea.	\$ 51.39
AKWS125G	Dilex-Akws 1/2" Alum W/ 1/4" Joint Grey	ea.	\$ 51.39
AKWS125HB	Dilex-Akws 1/2" Alum W/ 1/4" Joint Lt Beige	ea.	\$ 51.39
AKWS125SP	Dilex-Akws 1/2" Alum W/ 1/4" Joint Sand Pbl	ea.	\$ 51.39
AKWS90GS	Dilex-Akws 11/32" Alum W/ 1/4" Joint Black	ea.	\$ 44.46
AKWS90PG	Dilex-Akws 11/32" Alum W/ 1/4" Joint Cla Grey	ea.	\$ 44.46
AKWS90G	Dilex-Akws 11/32" Alum W/ 1/4" Joint Grey	ea.	\$ 44.46
AKWS90HB	Dilex-Akws 11/32" Alum W/ 1/4" Joint Lt Beige	ea.	\$ 44.46
AKWS90SP	Dilex-Akws 11/32" Alum W/ 1/4" Joint Sand Pbl	ea.	\$ 44.46

SCHLUTER

<u>CODE</u>	<u>DESCRIPTION</u>	<u>UNIT -></u>	<u>PRICE</u>
AKWS210GS	Dilex-Akws 13/16" Alum W/ 1/4" Joint Black	ea.	\$ 64.35
AKWS210PG	Dilex-Akws 13/16" Alum W/ 1/4" Joint Cla Grey	ea.	\$ 64.35
AKWS210G	Dilex-Akws 13/16" Alum W/ 1/4" Joint Grey	ea.	\$ 64.35
AKWS210HB	Dilex-Akws 13/16" Alum W/ 1/4" Joint Lt Beige	ea.	\$ 64.35
AKWS210SP	Dilex-Akws 13/16" Alum W/ 1/4" Joint Sand Pbl	ea.	\$ 64.35
AKWS140GS	Dilex-Akws 17/32" Alum W/ 1/4" Joint Black	ea.	\$ 55.31
AKWS140PG	Dilex-Akws 17/32" Alum W/ 1/4" Joint Cla Grey	ea.	\$ 55.31
AKWS140G	Dilex-Akws 17/32" Alum W/ 1/4" Joint Grey	ea.	\$ 55.31
AKWS140HB	Dilex-Akws 17/32" Alum W/ 1/4" Joint Lt Beige	ea.	\$ 55.31
AKWS140SP	Dilex-Akws 17/32" Alum W/ 1/4" Joint Sand Pbl	ea.	\$ 55.31
AKWS100GS	Dilex-Akws 3/8" Alum W/ 1/4" Joint Black	ea.	\$ 45.46
AKWS100PG	Dilex-Akws 3/8" Alum W/ 1/4" Joint Cla Grey	ea.	\$ 45.46
AKWS100G	Dilex-Akws 3/8" Alum W/ 1/4" Joint Grey	ea.	\$ 45.46
AKWS100HB	Dilex-Akws 3/8" Alum W/ 1/4" Joint Lt Beige	ea.	\$ 45.46
AKWS100SP	Dilex-Akws 3/8" Alum W/ 1/4" Joint Sand Pbl	ea.	\$ 45.46
AKWS80GS	Dilex-Akws 5/16" Alum W/ 1/4" Joint Black	ea.	\$ 43.47
AKWS80PG	Dilex-Akws 5/16" Alum W/ 1/4" Joint Cla Grey	ea.	\$ 43.47
AKWS80G	Dilex-Akws 5/16" Alum W/ 1/4" Joint Grey	ea.	\$ 43.47
AKWS80HB	Dilex-Akws 5/16" Alum W/ 1/4" Joint Lt Beige	ea.	\$ 43.47
AKWS80SP	Dilex-Akws 5/16" Alum W/ 1/4" Joint Sand Pbl	ea.	\$ 43.47
AKWS160GS	Dilex-Akws 5/8" Alum W/ 1/4" Joint Black	ea.	\$ 59.21
AKWS160PG	Dilex-Akws 5/8" Alum W/ 1/4" Joint Cla Grey	ea.	\$ 59.21
AKWS160G	Dilex-Akws 5/8" Alum W/ 1/4" Joint Grey	ea.	\$ 59.21
AKWS160HB	Dilex-Akws 5/8" Alum W/ 1/4" Joint Lt Beige	ea.	\$ 59.21
AKWS160SP	Dilex-Akws 5/8" Alum W/ 1/4" Joint Sand Pbl	ea.	\$ 59.21
AKWS110GS	Dilex-Akws 7/16" Alum W/ 1/4" Joint Black	ea.	\$ 47.36
AKWS110PG	Dilex-Akws 7/16" Alum W/ 1/4" Joint Cla Grey	ea.	\$ 47.36
AKWS110G	Dilex-Akws 7/16" Alum W/ 1/4" Joint Grey	ea.	\$ 47.36
AKWS110HB	Dilex-Akws 7/16" Alum W/ 1/4" Joint Lt Beige	ea.	\$ 47.36
AKWS110SP	Dilex-Akws 7/16" Alum W/ 1/4" Joint Sand Pbl	ea.	\$ 47.36
EKIAS20BW	Dilex-As 2 In Corner 1 Right/1 Left End Cap	ea.	\$ 15.04
EKLAS20BW	Dilex-As End Cap Left Brt Wht	ea.	\$ 4.16
EKRAS20BW	Dilex-As End Cap Right Brt Wht	ea.	\$ 4.16
IAS20BW	Dilex-As In Corner Brt Wht	ea.	\$ 4.16
AS20BW	Dilex-As Joining Profile Pvc Brt Wht	ea.	\$ 34.86
AEBT125	Dilex-Bt Expansion Joint 1/2" Alum Satin	ea.	\$ 210.24
AEBT175	Dilex-Bt Expansion Joint 11/16" Alum Satin	ea.	\$ 218.01
AEBT200	Dilex-Bt Expansion Joint 3/4" Alum Satin	ea.	\$ 228.95
AEBT100	Dilex-Bt Expansion Joint 3/8" Alum Satin	ea.	\$ 206.43
AEBT80	Dilex-Bt Expansion Joint 5/16" Alum Satin	ea.	\$ 203.01
AEBT150	Dilex-Bt Expansion Joint 9/16" Alum Satin	ea.	\$ 213.69
AEBT125O125	Dilex-Bt/O Wall/Floor Exp Jnt 1/2" Alum Satin	ea.	\$ 212.93
AEBT175O125	Dilex-Bt/O Wall/Floor Exp Jnt 11/16" Alum Satin	ea.	\$ 217.15
AEBT200O125	Dilex-Bt/O Wall/Floor Exp Jnt 3/4" Alum Satin	ea.	\$ 222.48
AEBT100O125	Dilex-Bt/O Wall/Floor Exp Jnt 3/8" Alum Satin	ea.	\$ 211.03
AEBT80O125	Dilex-Bt/O Wall/Floor Exp Jnt 5/16" Alum Satin	ea.	\$ 209.39
AEBT150O125	Dilex-Bt/O Wall/Floor Exp Jnt 9/16" Alum Satin	ea.	\$ 214.71
AEBTS100	Dilex-Bts Movement Joint 3/8" Alum Satin	ea.	\$ 210.24
BWA125GS	Dilex-Bwa 3/16" Perimeter Jnt 1/2" Pvc Black	ea.	\$ 31.74
BWA125BW	Dilex-Bwa 3/16" Perimeter Jnt 1/2" Pvc Brt Wht	ea.	\$ 31.74
BWA125PG	Dilex-Bwa 3/16" Perimeter Jnt 1/2" Pvc Cla Grey	ea.	\$ 31.74
BWA125C	Dilex-Bwa 3/16" Perimeter Jnt 1/2" Pvc Cream	ea.	\$ 31.74
BWA125DA	Dilex-Bwa 3/16" Perimeter Jnt 1/2" Pvc Dark Antrha	ea.	\$ 31.74
BWA125G	Dilex-Bwa 3/16" Perimeter Jnt 1/2" Pvc Grey	ea.	\$ 31.74
BWA125FG	Dilex-Bwa 3/16" Perimeter Jnt 1/2" Pvc Grout Grey	ea.	\$ 31.74
BWA125HB	Dilex-Bwa 3/16" Perimeter Jnt 1/2" Pvc Lt Beige	ea.	\$ 31.74
BWA125SP	Dilex-Bwa 3/16" Perimeter Jnt 1/2" Pvc Sand Pbl	ea.	\$ 31.74
BWA125SG	Dilex-Bwa 3/16" Perimeter Jnt 1/2" Pvc Stone Grey	ea.	\$ 31.74
BWA60GS	Dilex-Bwa 3/16" Perimeter Jnt 1/4" Pvc Black	ea.	\$ 28.23
BWA60BW	Dilex-Bwa 3/16" Perimeter Jnt 1/4" Pvc Brt Wht	ea.	\$ 28.23
BWA60PG	Dilex-Bwa 3/16" Perimeter Jnt 1/4" Pvc Cla Grey	ea.	\$ 28.23
BWA60C	Dilex-Bwa 3/16" Perimeter Jnt 1/4" Pvc Cream	ea.	\$ 28.23
BWA60DA	Dilex-Bwa 3/16" Perimeter Jnt 1/4" Pvc Dark Antrha	ea.	\$ 28.23
BWA60G	Dilex-Bwa 3/16" Perimeter Jnt 1/4" Pvc Grey	ea.	\$ 28.23

SCHLUTER

CODE	DESCRIPTION	UNIT ->	PRICE
BWA60FG	Dilex-Bwa 3/16" Perimeter Jnt 1/4" Pvc Grout Grey	ea.	\$ 28.23
BWA60HB	Dilex-Bwa 3/16" Perimeter Jnt 1/4" Pvc Lt Beige	ea.	\$ 28.23
BWA60SP	Dilex-Bwa 3/16" Perimeter Jnt 1/4" Pvc Sand Pbl	ea.	\$ 28.23
BWA60SG	Dilex-Bwa 3/16" Perimeter Jnt 1/4" Pvc Stone Grey	ea.	\$ 28.23
BWA45GS	Dilex-Bwa 3/16" Perimeter Jnt 3/16" Pvc Black	ea.	\$ 26.45
BWA45BW	Dilex-Bwa 3/16" Perimeter Jnt 3/16" Pvc Brt Wht	ea.	\$ 26.45
BWA45PG	Dilex-Bwa 3/16" Perimeter Jnt 3/16" Pvc Cla Grey	ea.	\$ 26.45
BWA45C	Dilex-Bwa 3/16" Perimeter Jnt 3/16" Pvc Cream	ea.	\$ 26.45
BWA45DA	Dilex-Bwa 3/16" Perimeter Jnt 3/16" Pvc Drk Anthra	ea.	\$ 26.45
BWA45G	Dilex-Bwa 3/16" Perimeter Jnt 3/16" Pvc Grey	ea.	\$ 26.45
BWA45FG	Dilex-Bwa 3/16" Perimeter Jnt 3/16" Pvc Grout Grey	ea.	\$ 26.45
BWA45HB	Dilex-Bwa 3/16" Perimeter Jnt 3/16" Pvc Lt Beige	ea.	\$ 26.45
BWA45SG	Dilex-Bwa 3/16" Perimeter Jnt 3/16" Pvc Stone Grey	ea.	\$ 26.45
BWA100GS	Dilex-Bwa 3/16" Perimeter Jnt 3/8" Pvc Black	ea.	\$ 30.86
BWA100BW	Dilex-Bwa 3/16" Perimeter Jnt 3/8" Pvc Brt Wht	ea.	\$ 30.86
BWA100PG	Dilex-Bwa 3/16" Perimeter Jnt 3/8" Pvc Cla Grey	ea.	\$ 30.86
BWA100C	Dilex-Bwa 3/16" Perimeter Jnt 3/8" Pvc Cream	ea.	\$ 30.86
BWA100DA	Dilex-Bwa 3/16" Perimeter Jnt 3/8" Pvc Dark Anthra	ea.	\$ 30.86
BWA100G	Dilex-Bwa 3/16" Perimeter Jnt 3/8" Pvc Grey	ea.	\$ 30.86
BWA100FG	Dilex-Bwa 3/16" Perimeter Jnt 3/8" Pvc Grout Grey	ea.	\$ 30.86
BWA100HB	Dilex-Bwa 3/16" Perimeter Jnt 3/8" Pvc Lt Beige	ea.	\$ 30.86
BWA100SP	Dilex-Bwa 3/16" Perimeter Jnt 3/8" Pvc Sand Pbl	ea.	\$ 30.86
BWA100SG	Dilex-Bwa 3/16" Perimeter Jnt 3/8" Pvc Stone Grey	ea.	\$ 30.86
BWA80GS	Dilex-Bwa 3/16" Perimeter Jnt 5/16" Pvc Black	ea.	\$ 29.99
BWA80BW	Dilex-Bwa 3/16" Perimeter Jnt 5/16" Pvc Brt Wht	ea.	\$ 29.99
BWA80PG	Dilex-Bwa 3/16" Perimeter Jnt 5/16" Pvc Cla Grey	ea.	\$ 29.99
BWA80C	Dilex-Bwa 3/16" Perimeter Jnt 5/16" Pvc Cream	ea.	\$ 29.99
BWA80DA	Dilex-Bwa 3/16" Perimeter Jnt 5/16" Pvc Drk Anthra	ea.	\$ 29.99
BWA80G	Dilex-Bwa 3/16" Perimeter Jnt 5/16" Pvc Grey	ea.	\$ 29.99
BWA80FG	Dilex-Bwa 3/16" Perimeter Jnt 5/16" Pvc Grout Grey	ea.	\$ 29.99
BWA80HB	Dilex-Bwa 3/16" Perimeter Jnt 5/16" Pvc Lt Beige	ea.	\$ 29.99
BWA80SP	Dilex-Bwa 3/16" Perimeter Jnt 5/16" Pvc Sand Pbl	ea.	\$ 29.99
BWA80SG	Dilex-Bwa 3/16" Perimeter Jnt 5/16" Pvc Stone Grey	ea.	\$ 29.99
BWB125GS	Dilex-Bwb 3/8" Movement Joint 1/2" Pvc Black	ea.	\$ 28.35
BWB125BW	Dilex-Bwb 3/8" Movement Joint 1/2" Pvc Brt Wht	ea.	\$ 28.35
BWB125PG	Dilex-Bwb 3/8" Movement Joint 1/2" Pvc Cla Grey	ea.	\$ 28.35
BWB125C	Dilex-Bwb 3/8" Movement Joint 1/2" Pvc Cream	ea.	\$ 28.35
BWB125DA	Dilex-Bwb 3/8" Movement Joint 1/2" Pvc Dark Anthra	ea.	\$ 28.35
BWB125G	Dilex-Bwb 3/8" Movement Joint 1/2" Pvc Grey	ea.	\$ 28.35
BWB125FG	Dilex-Bwb 3/8" Movement Joint 1/2" Pvc Grout Grey	ea.	\$ 28.35
BWB125HB	Dilex-Bwb 3/8" Movement Joint 1/2" Pvc Lt Beige	ea.	\$ 28.35
BWB125SP	Dilex-Bwb 3/8" Movement Joint 1/2" Pvc Sand Pbl	ea.	\$ 28.35
BWB125SG	Dilex-Bwb 3/8" Movement Joint 1/2" Pvc Stone Grey	ea.	\$ 28.35
BWB60GS	Dilex-Bwb 3/8" Movement Joint 1/4" Pvc Black	ea.	\$ 26.33
BWB60BW	Dilex-Bwb 3/8" Movement Joint 1/4" Pvc Brt Wht	ea.	\$ 26.33
BWB60PG	Dilex-Bwb 3/8" Movement Joint 1/4" Pvc Cla Grey	ea.	\$ 26.33
BWB60C	Dilex-Bwb 3/8" Movement Joint 1/4" Pvc Cream	ea.	\$ 26.33
BWB60DA	Dilex-Bwb 3/8" Movement Joint 1/4" Pvc Dark Anthra	ea.	\$ 26.33
BWB60G	Dilex-Bwb 3/8" Movement Joint 1/4" Pvc Grey	ea.	\$ 26.33
BWB60FG	Dilex-Bwb 3/8" Movement Joint 1/4" Pvc Grout Grey	ea.	\$ 26.33
BWB60HB	Dilex-Bwb 3/8" Movement Joint 1/4" Pvc Lt Beige	ea.	\$ 26.33
BWB60SG	Dilex-Bwb 3/8" Movement Joint 1/4" Pvc Stone Grey	ea.	\$ 26.33
BWB200G	Dilex-Bwb 3/8" Movement Joint 3/4" Pvc Grey	ea.	\$ 35.10
BWB100GS	Dilex-Bwb 3/8" Movement Joint 3/8" Pvc Black	ea.	\$ 28.35
BWB100BW	Dilex-Bwb 3/8" Movement Joint 3/8" Pvc Brt Wht	ea.	\$ 28.35
BWB100PG	Dilex-Bwb 3/8" Movement Joint 3/8" Pvc Cla Grey	ea.	\$ 28.35
BWB100C	Dilex-Bwb 3/8" Movement Joint 3/8" Pvc Cream	ea.	\$ 28.35
BWB100DA	Dilex-Bwb 3/8" Movement Joint 3/8" Pvc Dark Anthra	ea.	\$ 28.35
BWB100G	Dilex-Bwb 3/8" Movement Joint 3/8" Pvc Grey	ea.	\$ 28.35
BWB100FG	Dilex-Bwb 3/8" Movement Joint 3/8" Pvc Grout Grey	ea.	\$ 28.35
BWB100HB	Dilex-Bwb 3/8" Movement Joint 3/8" Pvc Lt Beige	ea.	\$ 28.35
BWB100SP	Dilex-Bwb 3/8" Movement Joint 3/8" Pvc Sand Pbl	ea.	\$ 28.35
BWB100SG	Dilex-Bwb 3/8" Movement Joint 3/8" Pvc Stone Grey	ea.	\$ 28.35
BWB80GS	Dilex-Bwb 3/8" Movement Joint 5/16" Pvc Black	ea.	\$ 27.08

SCHLUTER

CODE	DESCRIPTION	UNIT ->	PRICE
BWB80BW	Dilex-Bwb 3/8" Movement Joint 5/16" Pvc Brt Wht	ea.	\$ 27.08
BWB80PG	Dilex-Bwb 3/8" Movement Joint 5/16" Pvc Cla Grey	ea.	\$ 27.08
BWB80C	Dilex-Bwb 3/8" Movement Joint 5/16" Pvc Cream	ea.	\$ 27.08
BWB80DA	Dilex-Bwb 3/8" Movement Joint 5/16" Pvc Drk Anthra	ea.	\$ 27.08
BWB80G	Dilex-Bwb 3/8" Movement Joint 5/16" Pvc Grey	ea.	\$ 27.08
BWB80FG	Dilex-Bwb 3/8" Movement Joint 5/16" Pvc Grout Grey	ea.	\$ 27.08
BWB80HB	Dilex-Bwb 3/8" Movement Joint 5/16" Pvc Lt Beige	ea.	\$ 27.08
BWB80SP	Dilex-Bwb 3/8" Movement Joint 5/16" Pvc Sand Pbl	ea.	\$ 27.08
BWB80SG	Dilex-Bwb 3/8" Movement Joint 5/16" Pvc Stone Grey	ea.	\$ 27.08
BWB150G	Dilex-Bwb 3/8" Movement Joint 9/16" Pvc Grey	ea.	\$ 32.78
BWS125GS	Dilex-Bws 3/16" Movement Joint 1/2" Pvc Black	ea.	\$ 25.44
BWS125BW	Dilex-Bws 3/16" Movement Joint 1/2" Pvc Brt Wht	ea.	\$ 25.44
BWS125PG	Dilex-Bws 3/16" Movement Joint 1/2" Pvc Cla Grey	ea.	\$ 25.44
BWS125C	Dilex-Bws 3/16" Movement Joint 1/2" Pvc Cream	ea.	\$ 25.44
BWS125DA	Dilex-Bws 3/16" Movement Joint 1/2" Pvc Drk Anthra	ea.	\$ 25.44
BWS125G	Dilex-Bws 3/16" Movement Joint 1/2" Pvc Grey	ea.	\$ 25.44
BWS125FG	Dilex-Bws 3/16" Movement Joint 1/2" Pvc Grout Grey	ea.	\$ 25.44
BWS125HB	Dilex-Bws 3/16" Movement Joint 1/2" Pvc Lt Beige	ea.	\$ 25.44
BWS125SP	Dilex-Bws 3/16" Movement Joint 1/2" Pvc Sand Pbl	ea.	\$ 25.44
BWS125SG	Dilex-Bws 3/16" Movement Joint 1/2" Pvc Stone Grey	ea.	\$ 25.44
BWS60GS	Dilex-Bws 3/16" Movement Joint 1/4" Pvc Black	ea.	\$ 24.18
BWS60BW	Dilex-Bws 3/16" Movement Joint 1/4" Pvc Brt Wht	ea.	\$ 24.18
BWS60PG	Dilex-Bws 3/16" Movement Joint 1/4" Pvc Cla Grey	ea.	\$ 24.18
BWS60C	Dilex-Bws 3/16" Movement Joint 1/4" Pvc Cream	ea.	\$ 24.18
BWS60DA	Dilex-Bws 3/16" Movement Joint 1/4" Pvc Drk Anthra	ea.	\$ 24.18
BWS60G	Dilex-Bws 3/16" Movement Joint 1/4" Pvc Grey	ea.	\$ 24.18
BWS60FG	Dilex-Bws 3/16" Movement Joint 1/4" Pvc Grout Grey	ea.	\$ 24.18
BWS60HB	Dilex-Bws 3/16" Movement Joint 1/4" Pvc Lt Beige	ea.	\$ 24.18
BWS60SP	Dilex-Bws 3/16" Movement Joint 1/4" Pvc Sand Pbl	ea.	\$ 24.18
BWS60SG	Dilex-Bws 3/16" Movement Joint 1/4" Pvc Stone Grey	ea.	\$ 24.18
BWS90GS	Dilex-Bws 3/16" Movement Joint 11/32" Pvc Black	ea.	\$ 25.44
BWS90BW	Dilex-Bws 3/16" Movement Joint 11/32" Pvc Brt Wht	ea.	\$ 25.44
BWS90PG	Dilex-Bws 3/16" Movement Joint 11/32" Pvc Cla Grey	ea.	\$ 25.44
BWS90C	Dilex-Bws 3/16" Movement Joint 11/32" Pvc Cream	ea.	\$ 25.44
BWS90DA	Dilex-Bws 3/16" Movement Joint 11/32" Pvc Drk Anth	ea.	\$ 25.44
BWS90G	Dilex-Bws 3/16" Movement Joint 11/32" Pvc Grey	ea.	\$ 25.44
BWS90FG	Dilex-Bws 3/16" Movement Joint 11/32" Pvc Grt Grey	ea.	\$ 25.44
BWS90HB	Dilex-Bws 3/16" Movement Joint 11/32" Pvc Lt Beige	ea.	\$ 25.44
BWS90SP	Dilex-Bws 3/16" Movement Joint 11/32" Pvc Sand Pbl	ea.	\$ 25.44
BWS90SG	Dilex-Bws 3/16" Movement Joint 11/32" Pvc Stn Grey	ea.	\$ 25.44
BWS45GS	Dilex-Bws 3/16" Movement Joint 3/16" Pvc Black	ea.	\$ 24.18
BWS45BW	Dilex-Bws 3/16" Movement Joint 3/16" Pvc Brt Wht	ea.	\$ 24.18
BWS45PG	Dilex-Bws 3/16" Movement Joint 3/16" Pvc Cla Grey	ea.	\$ 24.18
BWS45C	Dilex-Bws 3/16" Movement Joint 3/16" Pvc Cream	ea.	\$ 24.18
BWS45DA	Dilex-Bws 3/16" Movement Joint 3/16" Pvc Drk Anthr	ea.	\$ 24.18
BWS45G	Dilex-Bws 3/16" Movement Joint 3/16" Pvc Grey	ea.	\$ 24.18
BWS45FG	Dilex-Bws 3/16" Movement Joint 3/16" Pvc Grt Grey	ea.	\$ 24.18
BWS45HB	Dilex-Bws 3/16" Movement Joint 3/16" Pvc Lt Beige	ea.	\$ 24.18
BWS45SP	Dilex-Bws 3/16" Movement Joint 3/16" Pvc Sand Pbl	ea.	\$ 24.18
BWS45SG	Dilex-Bws 3/16" Movement Joint 3/16" Pvc Stne Grey	ea.	\$ 24.18
BWS100GS	Dilex-Bws 3/16" Movement Joint 3/8" Pvc Black	ea.	\$ 25.44
BWS100BW	Dilex-Bws 3/16" Movement Joint 3/8" Pvc Brt Wht	ea.	\$ 25.44
BWS100PG	Dilex-Bws 3/16" Movement Joint 3/8" Pvc Cla Grey	ea.	\$ 25.44
BWS100C	Dilex-Bws 3/16" Movement Joint 3/8" Pvc Cream	ea.	\$ 25.44
BWS100DA	Dilex-Bws 3/16" Movement Joint 3/8" Pvc Drk Anthra	ea.	\$ 25.44
BWS100G	Dilex-Bws 3/16" Movement Joint 3/8" Pvc Grey	ea.	\$ 25.44
BWS100FG	Dilex-Bws 3/16" Movement Joint 3/8" Pvc Grout Grey	ea.	\$ 25.44
BWS100HB	Dilex-Bws 3/16" Movement Joint 3/8" Pvc Lt Beige	ea.	\$ 25.44
BWS100SP	Dilex-Bws 3/16" Movement Joint 3/8" Pvc Sand Pbl	ea.	\$ 25.44
BWS100SG	Dilex-Bws 3/16" Movement Joint 3/8" Pvc Stone Grey	ea.	\$ 25.44
BWS80GS	Dilex-Bws 3/16" Movement Joint 5/16" Pvc Black	ea.	\$ 24.18
BWS80BW	Dilex-Bws 3/16" Movement Joint 5/16" Pvc Brt Wht	ea.	\$ 24.18
BWS80PG	Dilex-Bws 3/16" Movement Joint 5/16" Pvc Cla Grey	ea.	\$ 24.18
BWS80C	Dilex-Bws 3/16" Movement Joint 5/16" Pvc Cream	ea.	\$ 24.18

SCHLUTER

CODE	DESCRIPTION	UNIT ->	PRICE
BWS80DA	Dilex-Bws 3/16" Movement Joint 5/16" Pvc Drk Anthr	ea.	\$ 24.18
BWS80G	Dilex-Bws 3/16" Movement Joint 5/16" Pvc Grey	ea.	\$ 24.18
BWS80FG	Dilex-Bws 3/16" Movement Joint 5/16" Pvc Grt Grey	ea.	\$ 24.18
BWS80HB	Dilex-Bws 3/16" Movement Joint 5/16" Pvc Lt Beige	ea.	\$ 24.18
BWS80SP	Dilex-Bws 3/16" Movement Joint 5/16" Pvc Sand Pbl	ea.	\$ 24.18
BWS80SG	Dilex-Bws 3/16" Movement Joint 5/16" Pvc Stne Grey	ea.	\$ 24.18
BWS110GS	Dilex-Bws 3/16" Movement Joint 7/16" Pvc Black	ea.	\$ 25.44
BWS110BW	Dilex-Bws 3/16" Movement Joint 7/16" Pvc Brt Wht	ea.	\$ 25.44
BWS110PG	Dilex-Bws 3/16" Movement Joint 7/16" Pvc Cla Grey	ea.	\$ 25.44
BWS110C	Dilex-Bws 3/16" Movement Joint 7/16" Pvc Cream	ea.	\$ 25.44
BWS110DA	Dilex-Bws 3/16" Movement Joint 7/16" Pvc Drk Anthr	ea.	\$ 25.44
BWS110G	Dilex-Bws 3/16" Movement Joint 7/16" Pvc Grey	ea.	\$ 25.44
BWS110FG	Dilex-Bws 3/16" Movement Joint 7/16" Pvc Grt Grey	ea.	\$ 25.44
BWS110HB	Dilex-Bws 3/16" Movement Joint 7/16" Pvc Lt Beige	ea.	\$ 25.44
BWS110SP	Dilex-Bws 3/16" Movement Joint 7/16" Pvc Sand Pbl	ea.	\$ 25.44
BWS110SG	Dilex-Bws 3/16" Movement Joint 7/16" Pvc Stne Grey	ea.	\$ 25.44
DFP6100	Dilex-Dfp Screed Divider 2-3/8" X 3'3"	ea.	\$ 21.76
DFP8100	Dilex-Dfp Screed Divider 3-1/8" X 3'3"	ea.	\$ 26.17
DFP10100	Dilex-Dfp Screed Divider 4" X 3'3"	ea.	\$ 30.48
EDP250	Dilex-Edp T/G Movement Trim 1" Stn Steel	ea.	\$ 166.13
EDP125	Dilex-Edp T/G Movement Trim 1/2" Stn Steel	ea.	\$ 146.90
EDP90	Dilex-Edp T/G Movement Trim 11/32" Stn Steel	ea.	\$ 141.67
EDP210	Dilex-Edp T/G Movement Trim 13/16" Stn Steel	ea.	\$ 159.58
EDP300	Dilex-Edp T/G Movement Trim 1-3/16" Stn Steel	ea.	\$ 173.69
EDP140	Dilex-Edp T/G Movement Trim 17/32" Stn Steel	ea.	\$ 149.00
EDP185	Dilex-Edp T/G Movement Trim 23/32" Stn Steel	ea.	\$ 156.04
EDP100	Dilex-Edp T/G Movement Trim 3/8" Stn Steel	ea.	\$ 143.11
EDP80	Dilex-Edp T/G Movement Trim 5/16" Stn Steel	ea.	\$ 139.58
EDP160	Dilex-Edp T/G Movement Trim 5/8" Stn Steel	ea.	\$ 152.39
EDP110	Dilex-Edp T/G Movement Trim 7/16" Stn Steel	ea.	\$ 144.44
VEBHK	Dilex-Ehk Connector Brush Stn Steel	ea.	\$ 15.76
VEHK	Dilex-Ehk Connector Stn Steel	ea.	\$ 12.09
EHKU909	Dilex-Ehk Cove Base 11/32" X 11/32" Stn Steel	ea.	\$ 106.03
EHKU909V4A	Dilex-Ehk Cove Base 11/32" X 11/32" Stn Steel V4A	ea.	\$ 116.65
EHKU16016V4A	Dilex-Ehk Cove Base 5/8" X 5/8" Stn Steel V4A	ea.	\$ 124.18
EBHKU11011	Dilex-Ehk Cove Base 7/16" X 7/16" Brush Stn Steel	ea.	\$ 142.58
EHKU11011	Dilex-Ehk Cove Base 7/16" X 7/16" Stn Steel	ea.	\$ 109.45
EHKU11011V4A	Dilex-Ehk Cove Base 7/16" X 7/16" Stn Steel V4A	ea.	\$ 120.43
EBHKU707	Dilex-Ehk Cove Base 9/32" X 9/32" Brush Stn Steel	ea.	\$ 134.06
EHKU707	Dilex-Ehk Cove Base 9/32" X 9/32" Stn Steel	ea.	\$ 103.11
EHKU707V4A	Dilex-Ehk Cove Base 9/32" X 9/32" Stn Steel V4A	ea.	\$ 113.41
I135EBHK2R18	Dilex-Ehk In Corner 135° 2-Way Brush Stn Steel	ea.	\$ 15.76
I135EHK2R18	Dilex-Ehk In Corner 135° 2-Way Stn Steel	ea.	\$ 12.09
IEBHK2R18	Dilex-Ehk In Corner 90° 2-Way Brush Stn Steel	ea.	\$ 15.76
IEHK2R18	Dilex-Ehk In Corner 90° 2-Way Stn Steel	ea.	\$ 12.09
IEBHK3R18	Dilex-Ehk In Corner 90° 3-Way Brush Stn Steel	ea.	\$ 15.76
IEHK3R18	Dilex-Ehk In Corner 90° 3-Way Stn Steel	ea.	\$ 12.09
E135EBHK2R18	Dilex-Ehk Out Corner 135° 2-Way Brush Stn Steel	ea.	\$ 15.76
E135EHK2R18	Dilex-Ehk Out Corner 135° 2-Way Stn Steel	ea.	\$ 12.09
AEBHK2R18	Dilex-Ehk Out Corner 90° 2-Way Brush Stn Steel	ea.	\$ 15.76
AEHK2R18	Dilex-Ehk Out Corner 90° 2-Way Stn Steel	ea.	\$ 12.09
EKEU908GS	Dilex-Eke Corner Joint 11/32" X 5/16" Pvc Black	ea.	\$ 26.08
EKEU908BW	Dilex-Eke Corner Joint 11/32" X 5/16" Pvc Brt Wht	ea.	\$ 26.08
EKEU908PG	Dilex-Eke Corner Joint 11/32" X 5/16" Pvc Cla Grey	ea.	\$ 26.08
EKEU908G	Dilex-Eke Corner Joint 11/32" X 5/16" Pvc Grey	ea.	\$ 26.08
EKEU908HB	Dilex-Eke Corner Joint 11/32" X 5/16" Pvc Lt Beige	ea.	\$ 26.08
EKEU908SP	Dilex-Eke Corner Joint 11/32" X 5/16" Pvc Sand Pbl	ea.	\$ 26.08
EKEU13012GS	Dilex-Eke Corner Joint 33/64" X 1/2" Pvc Black	ea.	\$ 27.11
EKEU13012BW	Dilex-Eke Corner Joint 33/64" X 1/2" Pvc Brt Wht	ea.	\$ 27.11
EKEU13012PG	Dilex-Eke Corner Joint 33/64" X 1/2" Pvc Cla Grey	ea.	\$ 27.11
EKEU13012G	Dilex-Eke Corner Joint 33/64" X 1/2" Pvc Grey	ea.	\$ 27.11
EKEU13012HB	Dilex-Eke Corner Joint 33/64" X 1/2" Pvc Lt Beige	ea.	\$ 27.11
EKEU13012SP	Dilex-Eke Corner Joint 33/64" X 1/2" Pvc Sand Pbl	ea.	\$ 27.11
EKEU807GS	Dilex-Eke Corner Joint 5/16" X 9/32" Pvc Black	ea.	\$ 25.43

SCHLUTER

CODE	DESCRIPTION	UNIT ->	PRICE
EKEU807BW	Dilex-Eke Corner Joint 5/16" X 9/32" Pvc Brt Wht	ea.	\$ 25.43
EKEU807PG	Dilex-Eke Corner Joint 5/16" X 9/32" Pvc Cla Grey	ea.	\$ 25.43
EKEU807G	Dilex-Eke Corner Joint 5/16" X 9/32" Pvc Grey	ea.	\$ 25.43
EKEU807HB	Dilex-Eke Corner Joint 5/16" X 9/32" Pvc Lt Beige	ea.	\$ 25.43
EKEU807SP	Dilex-Eke Corner Joint 5/16" X 9/32" Pvc Sand Pbl	ea.	\$ 25.43
EKEU11010GS	Dilex-Eke Corner Joint 7/16" X 3/8" Pvc Black	ea.	\$ 26.33
EKEU11010BW	Dilex-Eke Corner Joint 7/16" X 3/8" Pvc Brt Wht	ea.	\$ 26.33
EKEU11010PG	Dilex-Eke Corner Joint 7/16" X 3/8" Pvc Cla Grey	ea.	\$ 26.33
EKEU11010G	Dilex-Eke Corner Joint 7/16" X 3/8" Pvc Grey	ea.	\$ 26.33
EKEU11010HB	Dilex-Eke Corner Joint 7/16" X 3/8" Pvc Lt Beige	ea.	\$ 26.33
EKEU11010SP	Dilex-Eke Corner Joint 7/16" X 3/8" Pvc Sand Pbl	ea.	\$ 26.33
EKEU15014GS	Dilex-Eke Corner Joint 9/16" X 17/32" Pvc Black	ea.	\$ 27.72
EKEU15014BW	Dilex-Eke Corner Joint 9/16" X 17/32" Pvc Brt Wht	ea.	\$ 27.72
EKEU15014PG	Dilex-Eke Corner Joint 9/16" X 17/32" Pvc Cla Grey	ea.	\$ 27.72
EKEU15014G	Dilex-Eke Corner Joint 9/16" X 17/32" Pvc Grey	ea.	\$ 27.72
EKEU15014HB	Dilex-Eke Corner Joint 9/16" X 17/32" Pvc Lt Beige	ea.	\$ 27.72
EKEU15014SP	Dilex-Eke Corner Joint 9/16" X 17/32" Pvc Sand Pbl	ea.	\$ 27.72
EKSB60GSV4A	Dilex-Eksb 1/4" Ss V4A W/ 1/4" Jnt Black	ea.	\$ 134.62
EKSB60PGV4A	Dilex-Eksb 1/4" Ss V4A W/ 1/4" Jnt Cla Grey	ea.	\$ 134.62
EKSB60GV4A	Dilex-Eksb 1/4" Ss V4A W/ 1/4" Jnt Grey	ea.	\$ 134.62
EKSB60HBV4A	Dilex-Eksb 1/4" Ss V4A W/ 1/4" Jnt Lt Beige	ea.	\$ 134.62
EKSB60GS	Dilex-Eksb 1/4" Ss W/ 1/4" Joint Black	ea.	\$ 122.38
EKSB60PG	Dilex-Eksb 1/4" Ss W/ 1/4" Joint Cla Grey	ea.	\$ 122.38
EKSB60G	Dilex-Eksb 1/4" Ss W/ 1/4" Joint Grey	ea.	\$ 122.38
EKSB60HB	Dilex-Eksb 1/4" Ss W/ 1/4" Joint Lt Beige	ea.	\$ 122.38
EKSB45GSV4A	Dilex-Eksb 3/16" Ss V4A W/ 1/4" Jnt Black	ea.	\$ 129.30
EKSB45PGV4A	Dilex-Eksb 3/16" Ss V4A W/ 1/4" Jnt Cla Grey	ea.	\$ 129.30
EKSB45GV4A	Dilex-Eksb 3/16" Ss V4A W/ 1/4" Jnt Grey	ea.	\$ 129.30
EKSB45HBV4A	Dilex-Eksb 3/16" Ss V4Aw/ 1/4" Jnt Lt Beige	ea.	\$ 129.30
EKSB45GS	Dilex-Eksb 3/16" Ss W/ 1/4" Joint Black	ea.	\$ 117.54
EKSB45PG	Dilex-Eksb 3/16" Ss W/ 1/4" Joint Cla Grey	ea.	\$ 117.54
EKSB45G	Dilex-Eksb 3/16" Ss W/ 1/4" Joint Grey	ea.	\$ 117.54
EKSB45HB	Dilex-Eksb 3/16" Ss W/ 1/4" Joint Lt Beige	ea.	\$ 117.54
EKSB25GSV4A	Dilex-Eksb 3/32" Ss V4A W/ 1/4" Jnt Black	ea.	\$ 122.43
EKSB25PGV4A	Dilex-Eksb 3/32" Ss V4A W/ 1/4" Jnt Cla Grey	ea.	\$ 122.43
EKSB25GV4A	Dilex-Eksb 3/32" Ss V4A W/ 1/4" Jnt Grey	ea.	\$ 122.43
EKSB25HBV4A	Dilex-Eksb 3/32" Ss V4A W/1/4" Jnt Lt Beige	ea.	\$ 122.43
EKSB25GS	Dilex-Eksb 3/32" Ss W/ 1/4" Joint Black	ea.	\$ 111.31
EKSB25PG	Dilex-Eksb 3/32" Ss W/ 1/4" Joint Cla Grey	ea.	\$ 111.31
EKSB25G	Dilex-Eksb 3/32" Ss W/ 1/4" Joint Grey	ea.	\$ 111.31
EKSB25HB	Dilex-Eksb 3/32" Ss W/ 1/4" Joint Lt Beige	ea.	\$ 111.31
EZMG6	Dilex-Ez 9/32" Deco Joint 1/4" Pvc Brass/Grey	ea.	\$ 22.87
EZCCG6	Dilex-Ez 9/32" Deco Joint 1/4" Pvc Chrome/Yellow	ea.	\$ 22.87
EZMG9	Dilex-Ez 9/32" Deco Joint 11/32" Pvc Brass/Grey	ea.	\$ 27.30
EZCCG9	Dilex-Ez 9/32" Deco Joint 11/32" Pvc Chrome/Yellow	ea.	\$ 27.30
VHK	Dilex-Hk Connector	ea.	\$ 2.71
HKU1209BW	Dilex-Hk Cove Base 1/2" X 11/32" Pvc Brt Wht	ea.	\$ 47.94
HKU1209G	Dilex-Hk Cove Base 1/2" X 11/32" Pvc Grey	ea.	\$ 47.94
HKU1209HB	Dilex-Hk Cove Base 1/2" X 11/32" Pvc Lt Beige	ea.	\$ 47.94
ELHKG	Dilex-Hk End Cap Left Pvc Grey	ea.	\$ 6.36
ERHKG	Dilex-Hk End Cap Right Pvc Grey	ea.	\$ 6.36
IHK2R18BW	Dilex-Hk In Corner 90° 2-Way Pvc Brt Wht	ea.	\$ 6.36
IHK2R18G	Dilex-Hk In Corner 90° 2-Way Pvc Grey	ea.	\$ 6.36
IHK2R18HB	Dilex-Hk In Corner 90° 2-Way Pvc Lt Beige	ea.	\$ 6.36
IHK3R18BW	Dilex-Hk In Corner 90° 3-Way Pvc Brt Wht	ea.	\$ 6.36
IHK3R18G	Dilex-Hk In Corner 90° 3-Way Pvc Grey	ea.	\$ 6.36
IHK3R18HB	Dilex-Hk In Corner 90° 3-Way Pvc Lt Beige	ea.	\$ 6.36
AHKBW	Dilex-Hk Out Corner 90° Pvc Brt Wht	ea.	\$ 6.36
AHKG	Dilex-Hk Out Corner 90° Pvc Grey	ea.	\$ 6.36
AHKHB	Dilex-Hk Out Corner 90° Pvc Lt Beige	ea.	\$ 6.36
HKSV2AU2509GS	Dilex-Hks Cove 1" X 11/32" Ss / Black	ea.	\$ 195.00
HKSV2AU2509PG	Dilex-Hks Cove 1" X 11/32" Ss / Cla Grey	ea.	\$ 195.00
HKSV2AU2509G	Dilex-Hks Cove 1" X 11/32" Ss / Grey	ea.	\$ 195.00
HKSV2AU2509HB	Dilex-Hks Cove 1" X 11/32" Ss / Lt Beige	ea.	\$ 195.00

SCHLUTER

<u>CODE</u>	<u>DESCRIPTION</u>	<u>UNIT -></u>	<u>PRICE</u>
HKSV2AU25011GS	Dilex-Hks Cove 1" X 7/16" Ss / Black	ea.	\$ 195.00
HKSV2AU25011PG	Dilex-Hks Cove 1" X 7/16" Ss / Cla Grey	ea.	\$ 195.00
HKSV2AU25011G	Dilex-Hks Cove 1" X 7/16" Ss / Grey	ea.	\$ 195.00
HKSV2AU25011HB	Dilex-Hks Cove 1" X 7/16" Ss / Lt Beige	ea.	\$ 195.00
HKSV2AU2507GS	Dilex-Hks Cove 1" X 9/32" Ss / Black	ea.	\$ 195.00
HKSV2AU2507PG	Dilex-Hks Cove 1" X 9/32" Ss / Cla Grey	ea.	\$ 195.00
HKSV2AU2507G	Dilex-Hks Cove 1" X 9/32" Ss / Grey	ea.	\$ 195.00
HKSV2AU2507HB	Dilex-Hks Cove 1" X 9/32" Ss / Lt Beige	ea.	\$ 195.00
HKSV2AU1209GS	Dilex-Hks Cove 1/2" X 11/32" Ss / Black	ea.	\$ 186.09
HKSV2AU1209PG	Dilex-Hks Cove 1/2" X 11/32" Ss / Cla Grey	ea.	\$ 186.09
HKSV2AU1209G	Dilex-Hks Cove 1/2" X 11/32" Ss / Grey	ea.	\$ 186.09
HKSV2AU1209HB	Dilex-Hks Cove 1/2" X 11/32" Ss / Lt Beige	ea.	\$ 186.09
HKSV2AU12011GS	Dilex-Hks Cove 1/2" X 7/16" Ss / Black	ea.	\$ 186.09
HKSV2AU12011PG	Dilex-Hks Cove 1/2" X 7/16" Ss / Cla Grey	ea.	\$ 186.09
HKSV2AU12011G	Dilex-Hks Cove 1/2" X 7/16" Ss / Grey	ea.	\$ 186.09
HKSV2AU12011HB	Dilex-Hks Cove 1/2" X 7/16" Ss / Lt Beige	ea.	\$ 186.09
HKSV2AU1207GS	Dilex-Hks Cove 1/2" X 9/32" Ss / Black	ea.	\$ 186.09
HKSV2AU1207PG	Dilex-Hks Cove 1/2" X 9/32" Ss / Cla Grey	ea.	\$ 186.09
HKSV2AU1207G	Dilex-Hks Cove 1/2" X 9/32" Ss / Grey	ea.	\$ 186.09
HKSV2AU1207HB	Dilex-Hks Cove 1/2" X 9/32" Ss / Lt Beige	ea.	\$ 186.09
HKSV2AU30011GS	Dilex-Hks Cove 1-13/16" X 7/16" Ss / Black	ea.	\$ 197.66
HKSV2AU30011PG	Dilex-Hks Cove 1-13/16" X 7/16" Ss / Cla Grey	ea.	\$ 197.66
HKSV2AU30011G	Dilex-Hks Cove 1-13/16" X 7/16" Ss / Grey	ea.	\$ 197.66
HKSV2AU30011HB	Dilex-Hks Cove 1-13/16" X 7/16" Ss / Lt Beige	ea.	\$ 197.66
HKSV2AU2109GS	Dilex-Hks Cove 13/16" X 11/32" Ss / Black	ea.	\$ 191.43
HKSV2AU3009GS	Dilex-Hks Cove 1-3/16" X 11/32" Ss / Black	ea.	\$ 197.66
HKSV2AU2109PG	Dilex-Hks Cove 13/16" X 11/32" Ss / Cla Grey	ea.	\$ 191.43
HKSV2AU3009PG	Dilex-Hks Cove 1-3/16" X 11/32" Ss / Cla Grey	ea.	\$ 197.66
HKSV2AU2109G	Dilex-Hks Cove 13/16" X 11/32" Ss / Grey	ea.	\$ 191.43
HKSV2AU3009G	Dilex-Hks Cove 1-3/16" X 11/32" Ss / Grey	ea.	\$ 197.66
HKSV2AU2109HB	Dilex-Hks Cove 13/16" X 11/32" Ss / Lt Beige	ea.	\$ 191.43
HKSV2AU3009HB	Dilex-Hks Cove 1-3/16" X 11/32" Ss / Lt Beige	ea.	\$ 197.66
HKSV2AU21011GS	Dilex-Hks Cove 13/16" X 7/16" Ss / Black	ea.	\$ 191.43
HKSV2AU21011PG	Dilex-Hks Cove 13/16" X 7/16" Ss / Cla Grey	ea.	\$ 191.43
HKSV2AU21011G	Dilex-Hks Cove 13/16" X 7/16" Ss / Grey	ea.	\$ 191.43
HKSV2AU21011HB	Dilex-Hks Cove 13/16" X 7/16" Ss / Lt Beige	ea.	\$ 191.43
HKSV2AU2107GS	Dilex-Hks Cove 13/16" X 9/32" Ss / Black	ea.	\$ 191.43
HKSV2AU3007GS	Dilex-Hks Cove 1-3/16" X 9/32" Ss / Black	ea.	\$ 197.66
HKSV2AU2107PG	Dilex-Hks Cove 13/16" X 9/32" Ss / Cla Grey	ea.	\$ 191.43
HKSV2AU3007PG	Dilex-Hks Cove 1-3/16" X 9/32" Ss / Cla Grey	ea.	\$ 197.66
HKSV2AU2107G	Dilex-Hks Cove 13/16" X 9/32" Ss / Grey	ea.	\$ 191.43
HKSV2AU3007G	Dilex-Hks Cove 1-3/16" X 9/32" Ss / Grey	ea.	\$ 197.66
HKSV2AU2107HB	Dilex-Hks Cove 13/16" X 9/32" Ss / Lt Beige	ea.	\$ 191.43
HKSV2AU3007HB	Dilex-Hks Cove 1-3/16" X 9/32" Ss / Lt Beige	ea.	\$ 197.66
HKSV4AU1209GS	Dilex-Hks Cove 15/32" X 11/32" Ss V4A / Black	ea.	\$ 210.32
HKSV4AU1209PG	Dilex-Hks Cove 15/32" X 11/32" Ss V4A / Cla Grey	ea.	\$ 210.32
HKSV4AU1209G	Dilex-Hks Cove 15/32" X 11/32" Ss V4A / Grey	ea.	\$ 210.32
HKSV4AU1209HB	Dilex-Hks Cove 15/32" X 11/32" Ss V4A / Lt Beige	ea.	\$ 210.32
HKSV4AU12011GS	Dilex-Hks Cove 15/32" X 7/16" Ss V4A / Black	ea.	\$ 210.32
HKSV4AU12011PG	Dilex-Hks Cove 15/32" X 7/16" Ss V4A / Cla Grey	ea.	\$ 210.32
HKSV4AU12011G	Dilex-Hks Cove 15/32" X 7/16" Ss V4A / Grey	ea.	\$ 210.32
HKSV4AU12011HB	Dilex-Hks Cove 15/32" X 7/16" Ss V4A / Lt Beige	ea.	\$ 210.32
HKSV4AU1207GS	Dilex-Hks Cove 15/32" X 9/32" Ss V4A / Black	ea.	\$ 210.32
HKSV4AU1207PG	Dilex-Hks Cove 15/32" X 9/32" Ss V4A / Cla Grey	ea.	\$ 210.32
HKSV4AU1207G	Dilex-Hks Cove 15/32" X 9/32" Ss V4A / Grey	ea.	\$ 210.32
HKSV4AU1207HB	Dilex-Hks Cove 15/32" X 9/32" Ss V4A / Lt Beige	ea.	\$ 210.32
HKSV2AU1409GS	Dilex-Hks Cove 17/32" X 11/32" Ss / Black	ea.	\$ 186.98
HKSV2AU1409PG	Dilex-Hks Cove 17/32" X 11/32" Ss / Cla Grey	ea.	\$ 186.98
HKSV2AU1409G	Dilex-Hks Cove 17/32" X 11/32" Ss / Grey	ea.	\$ 186.98
HKSV2AU1409HB	Dilex-Hks Cove 17/32" X 11/32" Ss / Lt Beige	ea.	\$ 186.98
HKSV4AU1409GS	Dilex-Hks Cove 17/32" X 11/32" Ss V4A / Black	ea.	\$ 211.34
HKSV4AU1409PG	Dilex-Hks Cove 17/32" X 11/32" Ss V4A / Cla Grey	ea.	\$ 211.34
HKSV4AU1409G	Dilex-Hks Cove 17/32" X 11/32" Ss V4A / Grey	ea.	\$ 211.34
HKSV4AU1409HB	Dilex-Hks Cove 17/32" X 11/32" Ss V4A / Lt Beige	ea.	\$ 211.34

SCHLUTER

<u>CODE</u>	<u>DESCRIPTION</u>	<u>UNIT -></u>	<u>PRICE</u>
HKSV2AU14011GS	Dilex-Hks Cove 17/32" X 7/16" Ss / Black	ea.	\$ 186.98
HKSV2AU14011PG	Dilex-Hks Cove 17/32" X 7/16" Ss / Cla Grey	ea.	\$ 186.98
HKSV2AU14011G	Dilex-Hks Cove 17/32" X 7/16" Ss / Grey	ea.	\$ 186.98
HKSV2AU14011HB	Dilex-Hks Cove 17/32" X 7/16" Ss / Lt Beige	ea.	\$ 186.98
HKSV4AU14011GS	Dilex-Hks Cove 17/32" X 7/16" Ss V4A / Black	ea.	\$ 211.34
HKSV4AU14011PG	Dilex-Hks Cove 17/32" X 7/16" Ss V4A / Cla Grey	ea.	\$ 211.34
HKSV4AU14011G	Dilex-Hks Cove 17/32" X 7/16" Ss V4A / Grey	ea.	\$ 211.34
HKSV4AU14011HB	Dilex-Hks Cove 17/32" X 7/16" Ss V4A / Lt Beige	ea.	\$ 211.34
HKSV2AU1407GS	Dilex-Hks Cove 17/32" X 9/32" Ss / Black	ea.	\$ 186.98
HKSV2AU1407PG	Dilex-Hks Cove 17/32" X 9/32" Ss / Cla Grey	ea.	\$ 186.98
HKSV2AU1407G	Dilex-Hks Cove 17/32" X 9/32" Ss / Grey	ea.	\$ 186.98
HKSV2AU1407HB	Dilex-Hks Cove 17/32" X 9/32" Ss / Lt Beige	ea.	\$ 186.98
HKSV4AU1407GS	Dilex-Hks Cove 17/32" X 9/32" Ss V4A / Black	ea.	\$ 211.34
HKSV4AU1407PG	Dilex-Hks Cove 17/32" X 9/32" Ss V4A / Cla Grey	ea.	\$ 211.34
HKSV4AU1407G	Dilex-Hks Cove 17/32" X 9/32" Ss V4A / Grey	ea.	\$ 211.34
HKSV4AU1407HB	Dilex-Hks Cove 17/32" X 9/32" Ss V4A / Lt Beige	ea.	\$ 211.34
HKSV2AU1809GS	Dilex-Hks Cove 23/32" X 11/32" Ss / Black	ea.	\$ 189.66
HKSV2AU1809PG	Dilex-Hks Cove 23/32" X 11/32" Ss / Cla Grey	ea.	\$ 189.66
HKSV2AU1809G	Dilex-Hks Cove 23/32" X 11/32" Ss / Grey	ea.	\$ 189.66
HKSV2AU1809HB	Dilex-Hks Cove 23/32" X 11/32" Ss / Lt Beige	ea.	\$ 189.66
HKSV2AU18011GS	Dilex-Hks Cove 23/32" X 7/16" Ss / Black	ea.	\$ 189.66
HKSV2AU18011PG	Dilex-Hks Cove 23/32" X 7/16" Ss / Cla Grey	ea.	\$ 189.66
HKSV2AU18011G	Dilex-Hks Cove 23/32" X 7/16" Ss / Grey	ea.	\$ 189.66
HKSV2AU18011HB	Dilex-Hks Cove 23/32" X 7/16" Ss / Lt Beige	ea.	\$ 189.66
HKSV2AU1807GS	Dilex-Hks Cove 23/32" X 9/32" Ss / Black	ea.	\$ 189.66
HKSV2AU1807PG	Dilex-Hks Cove 23/32" X 9/32" Ss / Cla Grey	ea.	\$ 189.66
HKSV2AU1807G	Dilex-Hks Cove 23/32" X 9/32" Ss / Grey	ea.	\$ 189.66
HKSV2AU1807HB	Dilex-Hks Cove 23/32" X 9/32" Ss / Lt Beige	ea.	\$ 189.66
HKSV2AU1009GS	Dilex-Hks Cove 3/8" X 11/32" Ss / Black	ea.	\$ 183.42
HKSV2AU1009PG	Dilex-Hks Cove 3/8" X 11/32" Ss / Cla Grey	ea.	\$ 183.42
HKSV2AU1009G	Dilex-Hks Cove 3/8" X 11/32" Ss / Grey	ea.	\$ 183.42
HKSV2AU1009HB	Dilex-Hks Cove 3/8" X 11/32" Ss / Lt Beige	ea.	\$ 183.42
HKSV4AU1009GS	Dilex-Hks Cove 3/8" X 11/32" Ss V4A / Black	ea.	\$ 207.32
HKSV4AU1009PG	Dilex-Hks Cove 3/8" X 11/32" Ss V4A / Cla Grey	ea.	\$ 207.32
HKSV4AU1009G	Dilex-Hks Cove 3/8" X 11/32" Ss V4A / Grey	ea.	\$ 207.32
HKSV4AU1009HB	Dilex-Hks Cove 3/8" X 11/32" Ss V4A / Lt Beige	ea.	\$ 207.32
HKSV2AU10011GS	Dilex-Hks Cove 3/8" X 7/16" Ss / Black	ea.	\$ 183.42
HKSV2AU10011PG	Dilex-Hks Cove 3/8" X 7/16" Ss / Cla Grey	ea.	\$ 183.42
HKSV2AU10011G	Dilex-Hks Cove 3/8" X 7/16" Ss / Grey	ea.	\$ 183.42
HKSV2AU10011HB	Dilex-Hks Cove 3/8" X 7/16" Ss / Lt Beige	ea.	\$ 183.42
HKSV4AU10011GS	Dilex-Hks Cove 3/8" X 7/16" Ss V4A / Black	ea.	\$ 201.77
HKSV4AU10011PG	Dilex-Hks Cove 3/8" X 7/16" Ss V4A / Cla Grey	ea.	\$ 201.77
HKSV4AU10011G	Dilex-Hks Cove 3/8" X 7/16" Ss V4A / Grey	ea.	\$ 207.32
HKSV4AU10011HB	Dilex-Hks Cove 3/8" X 7/16" Ss V4A / Lt Beige	ea.	\$ 207.32
HKSV2AU1007GS	Dilex-Hks Cove 3/8" X 9/32" Ss / Black	ea.	\$ 183.42
HKSV2AU1007PG	Dilex-Hks Cove 3/8" X 9/32" Ss / Cla Grey	ea.	\$ 183.42
HKSV2AU1007G	Dilex-Hks Cove 3/8" X 9/32" Ss / Grey	ea.	\$ 183.42
HKSV2AU1007HB	Dilex-Hks Cove 3/8" X 9/32" Ss / Lt Beige	ea.	\$ 183.42
HKSV4AU1007GS	Dilex-Hks Cove 3/8" X 9/32" Ss V4A / Black	ea.	\$ 207.32
HKSV4AU1007PG	Dilex-Hks Cove 3/8" X 9/32" Ss V4A / Cla Grey	ea.	\$ 207.32
HKSV4AU1007G	Dilex-Hks Cove 3/8" X 9/32" Ss V4A / Grey	ea.	\$ 207.32
HKSV4AU1007HB	Dilex-Hks Cove 3/8" X 9/32" Ss V4A / Lt Beige	ea.	\$ 207.32
HKSV2AU809GS	Dilex-Hks Cove 5/16" X 11/32" Ss / Black	ea.	\$ 181.63
HKSV2AU809PG	Dilex-Hks Cove 5/16" X 11/32" Ss / Cla Grey	ea.	\$ 181.63
HKSV2AU809G	Dilex-Hks Cove 5/16" X 11/32" Ss / Grey	ea.	\$ 181.63
HKSV2AU809HB	Dilex-Hks Cove 5/16" X 11/32" Ss / Lt Beige	ea.	\$ 181.63
HKSV4AU809GS	Dilex-Hks Cove 5/16" X 11/32" Ss V4A / Black	ea.	\$ 205.29
HKSV4AU809PG	Dilex-Hks Cove 5/16" X 11/32" Ss V4A / Cla Grey	ea.	\$ 205.29
HKSV4AU809G	Dilex-Hks Cove 5/16" X 11/32" Ss V4A / Grey	ea.	\$ 205.29
HKSV4AU809HB	Dilex-Hks Cove 5/16" X 11/32" Ss V4A / Lt Beige	ea.	\$ 205.29
HKSV2AU8011GS	Dilex-Hks Cove 5/16" X 7/16" Ss / Black	ea.	\$ 181.63
HKSV2AU8011PG	Dilex-Hks Cove 5/16" X 7/16" Ss / Cla Grey	ea.	\$ 181.63
HKSV2AU8011G	Dilex-Hks Cove 5/16" X 7/16" Ss / Grey	ea.	\$ 181.63
HKSV2AU8011HB	Dilex-Hks Cove 5/16" X 7/16" Ss / Lt Beige	ea.	\$ 181.63

SCHLUTER

CODE	DESCRIPTION	UNIT ->	PRICE
HKSV4AU8011GS	Dilex-Hks Cove 5/16" X 7/16" Ss V4A / Black	ea.	\$ 205.29
HKSV4AU8011PG	Dilex-Hks Cove 5/16" X 7/16" Ss V4A / Cla Grey	ea.	\$ 205.29
HKSV4AU8011G	Dilex-Hks Cove 5/16" X 7/16" Ss V4A / Grey	ea.	\$ 205.29
HKSV4AU8011HB	Dilex-Hks Cove 5/16" X 7/16" Ss V4A / Lt Beige	ea.	\$ 205.29
HKSV2AU807GS	Dilex-Hks Cove 5/16" X 9/32" Ss / Black	ea.	\$ 181.63
HKSV2AU807PG	Dilex-Hks Cove 5/16" X 9/32" Ss / Cla Grey	ea.	\$ 181.63
HKSV2AU807G	Dilex-Hks Cove 5/16" X 9/32" Ss / Grey	ea.	\$ 181.63
HKSV2AU807HB	Dilex-Hks Cove 5/16" X 9/32" Ss / Lt Beige	ea.	\$ 181.63
HKSV4AU807GS	Dilex-Hks Cove 5/16" X 9/32" Ss V4A / Black	ea.	\$ 205.29
HKSV4AU807PG	Dilex-Hks Cove 5/16" X 9/32" Ss V4A / Cla Grey	ea.	\$ 205.29
HKSV4AU807G	Dilex-Hks Cove 5/16" X 9/32" Ss V4A / Grey	ea.	\$ 205.29
HKSV4AU807HB	Dilex-Hks Cove 5/16" X 9/32" Ss V4A / Lt Beige	ea.	\$ 205.29
HKSV2AU1609GS	Dilex-Hks Cove 5/8" X 11/32" Ss / Black	ea.	\$ 188.76
HKSV2AU1609PG	Dilex-Hks Cove 5/8" X 11/32" Ss / Cla Grey	ea.	\$ 188.76
HKSV2AU1609G	Dilex-Hks Cove 5/8" X 11/32" Ss / Grey	ea.	\$ 188.76
HKSV2AU1609HB	Dilex-Hks Cove 5/8" X 11/32" Ss / Lt Beige	ea.	\$ 188.76
HKSV4AU1609GS	Dilex-Hks Cove 5/8" X 11/32" Ss V4A / Black	ea.	\$ 213.36
HKSV4AU1609PG	Dilex-Hks Cove 5/8" X 11/32" Ss V4A / Cla Grey	ea.	\$ 213.36
HKSV4AU1609G	Dilex-Hks Cove 5/8" X 11/32" Ss V4A / Grey	ea.	\$ 213.36
HKSV4AU1609HB	Dilex-Hks Cove 5/8" X 11/32" Ss V4A / Lt Beige	ea.	\$ 213.36
HKSV2AU16011GS	Dilex-Hks Cove 5/8" X 7/16" Ss / Black	ea.	\$ 188.76
HKSV2AU16011PG	Dilex-Hks Cove 5/8" X 7/16" Ss / Cla Grey	ea.	\$ 188.76
HKSV2AU16011G	Dilex-Hks Cove 5/8" X 7/16" Ss / Grey	ea.	\$ 188.76
HKSV2AU16011HB	Dilex-Hks Cove 5/8" X 7/16" Ss / Lt Beige	ea.	\$ 188.76
HKSV4AU16011GS	Dilex-Hks Cove 5/8" X 7/16" Ss V4A / Black	ea.	\$ 213.36
HKSV4AU16011PG	Dilex-Hks Cove 5/8" X 7/16" Ss V4A / Cla Grey	ea.	\$ 213.36
HKSV4AU16011G	Dilex-Hks Cove 5/8" X 7/16" Ss V4A / Grey	ea.	\$ 213.36
HKSV4AU16011HB	Dilex-Hks Cove 5/8" X 7/16" Ss V4A / Lt Beige	ea.	\$ 213.36
HKSV2AU1607GS	Dilex-Hks Cove 5/8" X 9/32" Ss / Black	ea.	\$ 188.76
HKSV2AU1607PG	Dilex-Hks Cove 5/8" X 9/32" Ss / Cla Grey	ea.	\$ 188.76
HKSV2AU1607G	Dilex-Hks Cove 5/8" X 9/32" Ss / Grey	ea.	\$ 188.76
HKSV2AU1607HB	Dilex-Hks Cove 5/8" X 9/32" Ss / Lt Beige	ea.	\$ 188.76
HKSV4AU1607GS	Dilex-Hks Cove 5/8" X 9/32" Ss V4A / Black	ea.	\$ 213.36
HKSV4AU1607PG	Dilex-Hks Cove 5/8" X 9/32" Ss V4A / Cla Grey	ea.	\$ 213.36
HKSV4AU1607G	Dilex-Hks Cove 5/8" X 9/32" Ss V4A / Grey	ea.	\$ 213.36
HKSV4AU1607HB	Dilex-Hks Cove 5/8" X 9/32" Ss V4A / Lt Beige	ea.	\$ 213.36
E90V2AU1209GS	Dilex-Hks Out Crn Set 15/32"X11/32" Ss V2A Black	ea.	\$ 66.20
E90V2AU1209PG	Dilex-Hks Out Crn Set 15/32"X11/32" Ss V2A Cl Grey	ea.	\$ 66.20
E90V2AU1209G	Dilex-Hks Out Crn Set 15/32"X11/32" Ss V2A Grey	ea.	\$ 66.20
E90V2AU1209HB	Dilex-Hks Out Crn Set 15/32"X11/32" Ss V2A Lt Beig	ea.	\$ 66.20
E90V4AU1209GS	Dilex-Hks Out Crn Set 15/32"X11/32" Ss V4A Black	ea.	\$ 73.56
E90V4AU1209PG	Dilex-Hks Out Crn Set 15/32"X11/32" Ss V4A Cl Grey	ea.	\$ 73.56
E90V4AU1209G	Dilex-Hks Out Crn Set 15/32"X11/32" Ss V4A Grey	ea.	\$ 73.56
E90V4AU1209HB	Dilex-Hks Out Crn Set 15/32"X11/32" Ss V4A Lt Beig	ea.	\$ 73.56
E90V2AU12011GS	Dilex-Hks Out Crn Set 15/32"X7/16" Ss V2A Black	ea.	\$ 66.20
E90V2AU12011PG	Dilex-Hks Out Crn Set 15/32"X7/16" Ss V2A Cla Grey	ea.	\$ 66.20
E90V2AU12011G	Dilex-Hks Out Crn Set 15/32"X7/16" Ss V2A Grey	ea.	\$ 66.20
E90V2AU12011HB	Dilex-Hks Out Crn Set 15/32"X7/16" Ss V2A Lt Beige	ea.	\$ 66.20
E90V4AU12011GS	Dilex-Hks Out Crn Set 15/32"X7/16" Ss V4A Black	ea.	\$ 73.56
E90V4AU12011PG	Dilex-Hks Out Crn Set 15/32"X7/16" Ss V4A Cla Grey	ea.	\$ 73.56
E90V4AU12011G	Dilex-Hks Out Crn Set 15/32"X7/16" Ss V4A Grey	ea.	\$ 73.56
E90V4AU12011HB	Dilex-Hks Out Crn Set 15/32"X7/16" Ss V4A Lt Beige	ea.	\$ 73.56
E90V2AU1207GS	Dilex-Hks Out Crn Set 15/32"X9/32" Ss V2A Black	ea.	\$ 66.20
E90V2AU1207PG	Dilex-Hks Out Crn Set 15/32"X9/32" Ss V2A Cla Grey	ea.	\$ 66.20
E90V2AU1207G	Dilex-Hks Out Crn Set 15/32"X9/32" Ss V2A Grey	ea.	\$ 66.20
E90V2AU1207HB	Dilex-Hks Out Crn Set 15/32"X9/32" Ss V2A Lt Beige	ea.	\$ 66.20
E90V4AU1207GS	Dilex-Hks Out Crn Set 15/32"X9/32" Ss V4A Black	ea.	\$ 73.56
E90V4AU1207PG	Dilex-Hks Out Crn Set 15/32"X9/32" Ss V4A Cla Grey	ea.	\$ 73.56
E90V4AU1207G	Dilex-Hks Out Crn Set 15/32"X9/32" Ss V4A Grey	ea.	\$ 73.56
E90V4AU1207HB	Dilex-Hks Out Crn Set 15/32"X9/32" Ss V4A Lt Beige	ea.	\$ 73.56
E90V2AU1409GS	Dilex-Hks Out Crn Set 17/32"X11/32" Ss V2A Black	ea.	\$ 66.20
E90V2AU1409PG	Dilex-Hks Out Crn Set 17/32"X11/32" Ss V2A Cl Grey	ea.	\$ 66.20
E90V2AU1409G	Dilex-Hks Out Crn Set 17/32"X11/32" Ss V2A Grey	ea.	\$ 66.20
E90V2AU1409HB	Dilex-Hks Out Crn Set 17/32"X11/32" Ss V2A Lt Beig	ea.	\$ 66.20

SCHLUTER

CODE	DESCRIPTION	UNIT ->	PRICE
E90V4AU1409GS	Dilex-Hks Out Crn Set 17/32"X11/32" Ss V4A Black	ea.	\$ 73.56
E90V4AU1409PG	Dilex-Hks Out Crn Set 17/32"X11/32" Ss V4A Cl Grey	ea.	\$ 73.56
E90V4AU1409G	Dilex-Hks Out Crn Set 17/32"X11/32" Ss V4A Grey	ea.	\$ 73.56
E90V4AU1409HB	Dilex-Hks Out Crn Set 17/32"X11/32" Ss V4A Lt Beig	ea.	\$ 73.56
E90V2AU14011GS	Dilex-Hks Out Crn Set 17/32"X7/16" Ss V2A Black	ea.	\$ 66.20
E90V2AU14011PG	Dilex-Hks Out Crn Set 17/32"X7/16" Ss V2A Cla Grey	ea.	\$ 66.20
E90V2AU14011G	Dilex-Hks Out Crn Set 17/32"X7/16" Ss V2A Grey	ea.	\$ 66.20
E90V2AU14011HB	Dilex-Hks Out Crn Set 17/32"X7/16" Ss V2A Lt Beige	ea.	\$ 66.20
E90V4AU14011GS	Dilex-Hks Out Crn Set 17/32"X7/16" Ss V4A Black	ea.	\$ 73.56
E90V4AU14011PG	Dilex-Hks Out Crn Set 17/32"X7/16" Ss V4A Cla Grey	ea.	\$ 73.56
E90V4AU14011G	Dilex-Hks Out Crn Set 17/32"X7/16" Ss V4A Grey	ea.	\$ 73.56
E90V4AU14011HB	Dilex-Hks Out Crn Set 17/32"X7/16" Ss V4A Lt Beige	ea.	\$ 73.56
E90V2AU1407GS	Dilex-Hks Out Crn Set 17/32"X9/32" Ss V2A Black	ea.	\$ 66.20
E90V2AU1407PG	Dilex-Hks Out Crn Set 17/32"X9/32" Ss V2A Cla Grey	ea.	\$ 66.20
E90V2AU1407G	Dilex-Hks Out Crn Set 17/32"X9/32" Ss V2A Grey	ea.	\$ 66.20
E90V2AU1407HB	Dilex-Hks Out Crn Set 17/32"X9/32" Ss V2A Lt Beige	ea.	\$ 66.20
E90V4AU1407GS	Dilex-Hks Out Crn Set 17/32"X9/32" Ss V4A Black	ea.	\$ 73.56
E90V4AU1407PG	Dilex-Hks Out Crn Set 17/32"X9/32" Ss V4A Cla Grey	ea.	\$ 73.56
E90V4AU1407G	Dilex-Hks Out Crn Set 17/32"X9/32" Ss V4A Grey	ea.	\$ 73.56
E90V4AU1407HB	Dilex-Hks Out Crn Set 17/32"X9/32" Ss V4A Lt Beige	ea.	\$ 73.56
E90V2AU1009GS	Dilex-Hks Out Crn Set 3/8"X11/32" Ss V2A Black	ea.	\$ 66.20
E90V2AU1009PG	Dilex-Hks Out Crn Set 3/8"X11/32" Ss V2A Cla Grey	ea.	\$ 66.20
E90V2AU1009G	Dilex-Hks Out Crn Set 3/8"X11/32" Ss V2A Grey	ea.	\$ 66.20
E90V2AU1009HB	Dilex-Hks Out Crn Set 3/8"X11/32" Ss V2A Lt Beige	ea.	\$ 66.20
E90V4AU1009GS	Dilex-Hks Out Crn Set 3/8"X11/32" Ss V4A Black	ea.	\$ 73.56
E90V4AU1009PG	Dilex-Hks Out Crn Set 3/8"X11/32" Ss V4A Cla Grey	ea.	\$ 73.56
E90V4AU1009G	DILEX-HKS OUT CRN SET 3/8"X11/32" SS V4A GREY	ea.	\$ 73.56
E90V4AU1009HB	Dilex-Hks Out Crn Set 3/8"X11/32" Ss V4A Lt Beige	ea.	\$ 73.56
E90V2AU10011GS	Dilex-Hks Out Crn Set 3/8"X7/16" Ss V2A Black	ea.	\$ 66.20
E90V2AU10011PG	Dilex-Hks Out Crn Set 3/8"X7/16" Ss V2A Cla Grey	ea.	\$ 66.20
E90V2AU10011G	Dilex-Hks Out Crn Set 3/8"X7/16" Ss V2A Grey	ea.	\$ 66.20
E90V2AU10011HB	Dilex-Hks Out Crn Set 3/8"X7/16" Ss V2A Lt Beige	ea.	\$ 66.20
E90V4AU10011GS	Dilex-Hks Out Crn Set 3/8"X7/16" Ss V4A Black	ea.	\$ 73.56
E90V4AU10011PG	Dilex-Hks Out Crn Set 3/8"X7/16" Ss V4A Cla Grey	ea.	\$ 73.56
E90V4AU10011G	Dilex-Hks Out Crn Set 3/8"X7/16" Ss V4A Grey	ea.	\$ 73.56
E90V4AU10011HB	Dilex-Hks Out Crn Set 3/8"X7/16" Ss V4A Lt Beige	ea.	\$ 73.56
E90V2AU1007GS	Dilex-Hks Out Crn Set 3/8"X9/32" Ss V2A Black	ea.	\$ 66.20
E90V2AU1007PG	Dilex-Hks Out Crn Set 3/8"X9/32" Ss V2A Cla Grey	ea.	\$ 66.20
E90V2AU1007G	Dilex-Hks Out Crn Set 3/8"X9/32" Ss V2A Grey	ea.	\$ 66.20
E90V2AU1007HB	Dilex-Hks Out Crn Set 3/8"X9/32" Ss V2A Lt Beige	ea.	\$ 66.20
E90V4AU1007GS	Dilex-Hks Out Crn Set 3/8"X9/32" Ss V4A Black	ea.	\$ 73.56
E90V4AU1007PG	Dilex-Hks Out Crn Set 3/8"X9/32" Ss V4A Cla Grey	ea.	\$ 73.56
E90V4AU1007G	Dilex-Hks Out Crn Set 3/8"X9/32" Ss V4A Grey	ea.	\$ 73.56
E90V4AU1007HB	Dilex-Hks Out Crn Set 3/8"X9/32" Ss V4A Lt Beige	ea.	\$ 73.56
E90V2AU809GS	Dilex-Hks Out Crn Set 5/16"X11/32" Ss V2A Black	ea.	\$ 66.20
E90V2AU809PG	Dilex-Hks Out Crn Set 5/16"X11/32" Ss V2A Cla Grey	ea.	\$ 66.20
E90V2AU809G	Dilex-Hks Out Crn Set 5/16"X11/32" Ss V2A Grey	ea.	\$ 66.20
E90V2AU809HB	Dilex-Hks Out Crn Set 5/16"X11/32" Ss V2A Lt Beige	ea.	\$ 66.20
E90V4AU809GS	Dilex-Hks Out Crn Set 5/16"X11/32" Ss V4A Black	ea.	\$ 73.56
E90V4AU809PG	Dilex-Hks Out Crn Set 5/16"X11/32" Ss V4A Cla Grey	ea.	\$ 73.56
E90V4AU809G	Dilex-Hks Out Crn Set 5/16"X11/32" Ss V4A Grey	ea.	\$ 73.56
E90V4AU809HB	Dilex-Hks Out Crn Set 5/16"X11/32" Ss V4A Lt Beige	ea.	\$ 73.56
E90V2AU8011GS	Dilex-Hks Out Crn Set 5/16"X7/16" Ss V2A Black	ea.	\$ 66.20
E90V2AU8011PG	Dilex-Hks Out Crn Set 5/16"X7/16" Ss V2A Cla Grey	ea.	\$ 66.20
E90V2AU8011G	Dilex-Hks Out Crn Set 5/16"X7/16" Ss V2A Grey	ea.	\$ 66.20
E90V2AU8011HB	Dilex-Hks Out Crn Set 5/16"X7/16" Ss V2A Lt Beige	ea.	\$ 66.20
E90V4AU8011GS	Dilex-Hks Out Crn Set 5/16"X7/16" Ss V4A Black	ea.	\$ 73.56
E90V4AU8011PG	Dilex-Hks Out Crn Set 5/16"X7/16" Ss V4A Cla Grey	ea.	\$ 73.56
E90V4AU8011G	Dilex-Hks Out Crn Set 5/16"X7/16" Ss V4A Grey	ea.	\$ 73.56
E90V4AU8011HB	Dilex-Hks Out Crn Set 5/16"X7/16" Ss V4A Lt Beige	ea.	\$ 73.56
E90V2AU807GS	Dilex-Hks Out Crn Set 5/16"X9/32" Ss V2A Black	ea.	\$ 66.20
E90V2AU807PG	Dilex-Hks Out Crn Set 5/16"X9/32" Ss V2A Cla Grey	ea.	\$ 66.20
E90V2AU807G	Dilex-Hks Out Crn Set 5/16"X9/32" Ss V2A Grey	ea.	\$ 66.20

SCHLUTER

<u>CODE</u>	<u>DESCRIPTION</u>	<u>UNIT -></u>	<u>PRICE</u>
E90V2AU807HB	Dilex-Hks Out Crn Set 5/16"X9/32" Ss V2A Lt Beige	ea.	\$ 66.20
E90V4AU807GS	Dilex-Hks Out Crn Set 5/16"X9/32" Ss V4A Black	ea.	\$ 73.56
E90V4AU807PG	Dilex-Hks Out Crn Set 5/16"X9/32" Ss V4A Cla Grey	ea.	\$ 73.56
E90V4AU807G	Dilex-Hks Out Crn Set 5/16"X9/32" Ss V4A Grey	ea.	\$ 73.56
E90V4AU807HB	Dilex-Hks Out Crn Set 5/16"X9/32" Ss V4A Lt Beige	ea.	\$ 73.56
E90V2AU1609GS	Dilex-Hks Out Crn Set 5/8"X11/32" Ss V2A Black	ea.	\$ 66.20
E90V2AU1609PG	Dilex-Hks Out Crn Set 5/8"X11/32" Ss V2A Cla Grey	ea.	\$ 66.20
E90V2AU1609G	Dilex-Hks Out Crn Set 5/8"X11/32" Ss V2A Grey	ea.	\$ 66.20
E90V2AU1609HB	Dilex-Hks Out Crn Set 5/8"X11/32" Ss V2A Lt Beige	ea.	\$ 66.20
E90V4AU1609GS	Dilex-Hks Out Crn Set 5/8"X11/32" Ss V4A Black	ea.	\$ 73.56
E90V4AU1609PG	Dilex-Hks Out Crn Set 5/8"X11/32" Ss V4A Cla Grey	ea.	\$ 73.56
E90V4AU1609G	Dilex-Hks Out Crn Set 5/8"X11/32" Ss V4A Grey	ea.	\$ 73.56
E90V4AU1609HB	Dilex-Hks Out Crn Set 5/8"X11/32" Ss V4A Lt Beige	ea.	\$ 73.56
E90V2AU16011GS	Dilex-Hks Out Crn Set 5/8"X7/16" Ss V2A Black	ea.	\$ 66.20
E90V2AU16011PG	Dilex-Hks Out Crn Set 5/8"X7/16" Ss V2A Cla Grey	ea.	\$ 66.20
E90V2AU16011G	Dilex-Hks Out Crn Set 5/8"X7/16" Ss V2A Grey	ea.	\$ 66.20
E90V2AU16011HB	Dilex-Hks Out Crn Set 5/8"X7/16" Ss V2A Lt Beige	ea.	\$ 66.20
E90V4AU16011GS	Dilex-Hks Out Crn Set 5/8"X7/16" Ss V4A Black	ea.	\$ 73.56
E90V4AU16011PG	Dilex-Hks Out Crn Set 5/8"X7/16" Ss V4A Cla Grey	ea.	\$ 73.56
E90V4AU16011G	Dilex-Hks Out Crn Set 5/8"X7/16" Ss V4A Grey	ea.	\$ 73.56
E90V4AU16011HB	Dilex-Hks Out Crn Set 5/8"X7/16" Ss V4A Lt Beige	ea.	\$ 73.56
E90V2AU1607GS	Dilex-Hks Out Crn Set 5/8"X9/32" Ss V2A Black	ea.	\$ 66.20
E90V2AU1607PG	Dilex-Hks Out Crn Set 5/8"X9/32" Ss V2A Cla Grey	ea.	\$ 66.20
E90V2AU1607G	Dilex-Hks Out Crn Set 5/8"X9/32" Ss V2A Grey	ea.	\$ 66.20
E90V2AU1607HB	Dilex-Hks Out Crn Set 5/8"X9/32" Ss V2A Lt Beige	ea.	\$ 66.20
E90V4AU1607GS	Dilex-Hks Out Crn Set 5/8"X9/32" Ss V4A Black	ea.	\$ 73.56
E90V4AU1607PG	Dilex-Hks Out Crn Set 5/8"X9/32" Ss V4A Cla Grey	ea.	\$ 73.56
E90V4AU1607G	Dilex-Hks Out Crn Set 5/8"X9/32" Ss V4A Grey	ea.	\$ 73.56
E90V4AU1607HB	Dilex-Hks Out Crn Set 5/8"X9/32" Ss V4A Lt Beige	ea.	\$ 73.56
VHKUR10EB	Dilex-Hku R10 Connector Brush Stn Steel	ea.	\$ 7.27
VHKUR10E	Dilex-Hku R10 Connector Stn Steel	ea.	\$ 6.96
HKUR10EB	Dilex-Hku R10 Cove Profile Brush Stn Steel	ea.	\$ 67.19
HKUR10E	Dilex-Hku R10 Cove Profile Stn Steel	ea.	\$ 61.35
HKUR10EV4A	Dilex-Hku R10 Cove Profile Stn Steel V4A	ea.	\$ 91.98
EKKUR10EB	Dilex-Hku R10 End Cap Brush Stn Steel	ea.	\$ 7.27
EKKUR10E	Dilex-Hku R10 End Cap Stn Steel	ea.	\$ 6.96
I135HKUR10EB	Dilex-Hku R10 In Corner 135° Brush Stn Steel	ea.	\$ 7.27
I135HKUR10E	Dilex-Hku R10 In Corner 135° Stn Steel	ea.	\$ 6.96
IHKU3R10EB	Dilex-Hku R10 In Corner 90° 3-Way Brush Stn Steel	ea.	\$ 7.27
IHKU3R10E	Dilex-Hku R10 In Corner 90° 3-Way Stn Steel	ea.	\$ 6.96
E135HKUR10EB	Dilex-Hku R10 Out Corner 135° Brush Stn Steel	ea.	\$ 7.27
E135HKUR10E	Dilex-Hku R10 Out Corner 135° Stn Steel	ea.	\$ 6.96
EQHKUR10EB	Dilex-Hku R10 Out Corner 90° Brush Stn Steel	ea.	\$ 7.27
EQHKUR10E	Dilex-Hku R10 Out Corner 90° Stn Steel	ea.	\$ 6.96
VHKUR36E	Dilex-Hku R36 Connector Stn Steel	ea.	\$ 12.71
HKUR36E	Dilex-Hku R36 Cove Profile Stn Steel	ea.	\$ 104.76
EKKUR36E	Dilex-Hku R36 End Cap Stn Steel	ea.	\$ 9.57
IHKU3R3610E	Dilex-Hku R36 In Corner 90° 3-Way Stn Steel	ea.	\$ 12.71
VIHKUR36	Dilex-Hku R36 Internal Connector Eps Foam	ea.	\$ 3.60
EHKUR36E	Dilex-Hku R36 Out Corner 90° Stn Steel	ea.	\$ 12.71
HKWU9O9BW	Dilex-Hkw Cove Base 11/32" X 11/32" Pvc Brt Wht	ea.	\$ 33.63
HKWU9O9PG	Dilex-Hkw Cove Base 11/32" X 11/32" Pvc Cla Grey	ea.	\$ 33.63
HKWU9O9G	Dilex-Hkw Cove Base 11/32" X 11/32" Pvc Grey	ea.	\$ 33.63
HKWU9O9HB	Dilex-Hkw Cove Base 11/32" X 11/32" Pvc Lt Beige	ea.	\$ 33.63
HKWU11O11BW	Dilex-Hkw Cove Base 7/16" X 7/16" Pvc Brt Wht	ea.	\$ 33.63
HKWU11O11PG	Dilex-Hkw Cove Base 7/16" X 7/16" Pvc Cla Grey	ea.	\$ 33.63
HKWU11O11G	Dilex-Hkw Cove Base 7/16" X 7/16" Pvc Grey	ea.	\$ 33.63
HKWU11O11HB	Dilex-Hkw Cove Base 7/16" X 7/16" Pvc Lt Beige	ea.	\$ 33.63
HKWU7O7BW	Dilex-Hkw Cove Base 9/32" X 9/32" Pvc Brt Wht	ea.	\$ 33.63
HKWU7O7PG	Dilex-Hkw Cove Base 9/32" X 9/32" Pvc Cla Grey	ea.	\$ 33.63
HKWU7O7G	Dilex-Hkw Cove Base 9/32" X 9/32" Pvc Grey	ea.	\$ 33.63
HKWU7O7HB	Dilex-Hkw Cove Base 9/32" X 9/32" Pvc Lt Beige	ea.	\$ 33.63
EHKWG	Dilex-Hkw End Cap Pvc Grey	ea.	\$ 6.36
IHKW2R18BW	Dilex-Hkw In Corner 90° 2-Way Pvc Brt Wht	ea.	\$ 6.36

SCHLUTER

<u>CODE</u>	<u>DESCRIPTION</u>	<u>UNIT -></u>	<u>PRICE</u>
IHKW2R18PG	Dilex-Hkw In Corner 90° 2-Way Pvc Cla Grey	ea.	\$ 6.36
IHKW2R18G	Dilex-Hkw In Corner 90° 2-Way Pvc Grey	ea.	\$ 6.36
IHKW2R18HB	Dilex-Hkw In Corner 90° 2-Way Pvc Lt Beige	ea.	\$ 6.36
IHKW3R18BW	Dilex-Hkw In Corner 90° 3-Way Pvc Brt Wht	ea.	\$ 6.36
IHKW3R18PG	Dilex-Hkw In Corner 90° 3-Way Pvc Cla Grey	ea.	\$ 6.36
IHKW3R18G	Dilex-Hkw In Corner 90° 3-Way Pvc Grey	ea.	\$ 6.36
IHKW3R18HB	Dilex-Hkw In Corner 90° 3-Way Pvc Lt Beige	ea.	\$ 6.36
AHKWBW	Dilex-Hkw Out Corner 90° Pvc Brt Wht	ea.	\$ 6.36
AHKWPG	Dilex-Hkw Out Corner 90° Pvc Cla Grey	ea.	\$ 6.36
AHKWGW	Dilex-Hkw Out Corner 90° Pvc Grey	ea.	\$ 6.36
AHKWHB	Dilex-Hkw Out Corner 90° Pvc Lt Beige	ea.	\$ 6.36
EKSA250GS	Dilex-Ksa 1" Stn Steel W/ 3/8" Joint Black	ea.	\$ 113.05
EKSA250PG	Dilex-Ksa 1" Stn Steel W/ 3/8" Joint Cla Grey	ea.	\$ 113.05
EKSA250G	Dilex-Ksa 1" Stn Steel W/ 3/8" Joint Grey	ea.	\$ 113.05
EKSA250HB	Dilex-Ksa 1" Stn Steel W/ 3/8" Joint Lt Beige	ea.	\$ 113.05
AKSA125GS	Dilex-Ksa 1/2" Alum W/ 3/8" Joint Black	ea.	\$ 46.23
AKSA125PG	Dilex-Ksa 1/2" Alum W/ 3/8" Joint Cla Grey	ea.	\$ 46.23
AKSA125G	Dilex-Ksa 1/2" Alum W/ 3/8" Joint Grey	ea.	\$ 46.23
AKSA125HB	Dilex-Ksa 1/2" Alum W/ 3/8" Joint Lt Beige	ea.	\$ 46.23
EKSA125GSV4A	Dilex-Ksa 1/2" Ss V4A W/ 3/8" Joint Black	ea.	\$ 108.05
EKSA125PGV4A	Dilex-Ksa 1/2" Ss V4A W/ 3/8" Joint Cla Grey	ea.	\$ 108.05
EKSA125GV4A	Dilex-Ksa 1/2" Ss V4A W/ 3/8" Joint Grey	ea.	\$ 108.05
EKSA125HBV4A	Dilex-Ksa 1/2" Ss V4A W/ 3/8" Joint Lt Beige	ea.	\$ 108.05
EKSA125GS	Dilex-Ksa 1/2" Stn Steel W/ 3/8" Joint Black	ea.	\$ 98.21
EKSA125PG	Dilex-Ksa 1/2" Stn Steel W/ 3/8" Joint Cla Grey	ea.	\$ 98.21
EKSA125G	Dilex-Ksa 1/2" Stn Steel W/ 3/8" Joint Grey	ea.	\$ 98.21
EKSA125HB	Dilex-Ksa 1/2" Stn Steel W/ 3/8" Joint Lt Beige	ea.	\$ 98.21
EKSA210GS	Dilex-Ksa 13/16" Stn Steel W/ 3/8" Joint Black	ea.	\$ 107.90
EKSA300GS	Dilex-Ksa 1-3/16" Stn Steel W/ 3/8" Joint Black	ea.	\$ 118.20
EKSA210PG	Dilex-Ksa 13/16" Stn Steel W/ 3/8" Joint Cla Grey	ea.	\$ 107.90
EKSA300PG	Dilex-Ksa 1-3/16" Stn Steel W/ 3/8" Joint Cla Grey	ea.	\$ 118.20
EKSA210G	Dilex-Ksa 13/16" Stn Steel W/ 3/8" Joint Grey	ea.	\$ 107.90
EKSA300G	Dilex-Ksa 1-3/16" Stn Steel W/ 3/8" Joint Grey	ea.	\$ 118.20
EKSA210HB	Dilex-Ksa 13/16" Stn Steel W/ 3/8" Joint Lt Beige	ea.	\$ 107.90
EKSA300HB	Dilex-Ksa 1-3/16" Stn Steel W/ 3/8" Joint Lt Beige	ea.	\$ 118.20
AKSA140GS	Dilex-Ksa 17/32" Alum W/ 3/8" Joint Black	ea.	\$ 48.21
AKSA140PG	Dilex-Ksa 17/32" Alum W/ 3/8" Joint Cla Grey	ea.	\$ 48.21
AKSA140G	Dilex-Ksa 17/32" Alum W/ 3/8" Joint Grey	ea.	\$ 48.21
AKSA140HB	Dilex-Ksa 17/32" Alum W/ 3/8" Joint Lt Beige	ea.	\$ 48.21
EKSA140GSV4A	Dilex-Ksa 17/32" Ss V4A W/ 3/8" Joint Black	ea.	\$ 109.89
EKSA140PGV4A	Dilex-Ksa 17/32" Ss V4A W/ 3/8" Joint Cla Grey	ea.	\$ 109.89
EKSA140GV4A	Dilex-Ksa 17/32" Ss V4A W/ 3/8" Joint Grey	ea.	\$ 109.89
EKSA140HBV4A	Dilex-Ksa 17/32" Ss V4A W/ 3/8" Joint Lt Beige	ea.	\$ 109.89
EKSA140GS	Dilex-Ksa 17/32" Stn Steel W/ 3/8" Joint Black	ea.	\$ 99.90
EKSA140PG	Dilex-Ksa 17/32" Stn Steel W/ 3/8" Joint Cla Grey	ea.	\$ 99.90
EKSA140G	Dilex-Ksa 17/32" Stn Steel W/ 3/8" Joint Grey	ea.	\$ 99.90
EKSA140HB	Dilex-Ksa 17/32" Stn Steel W/ 3/8" Joint Lt Beige	ea.	\$ 99.90
EKSA185GS	Dilex-Ksa 23/32" Stn Steel W/ 3/8" Joint Black	ea.	\$ 105.06
EKSA185PG	Dilex-Ksa 23/32" Stn Steel W/ 3/8" Joint Cla Grey	ea.	\$ 105.06
EKSA185G	Dilex-Ksa 23/32" Stn Steel W/ 3/8" Joint Grey	ea.	\$ 105.06
EKSA185HB	Dilex-Ksa 23/32" Stn Steel W/ 3/8" Joint Lt Beige	ea.	\$ 105.06
AKSA100GS	Dilex-Ksa 3/8" Alum W/ 3/8" Joint Black	ea.	\$ 44.75
AKSA100PG	Dilex-Ksa 3/8" Alum W/ 3/8" Joint Cla Grey	ea.	\$ 44.75
AKSA100G	Dilex-Ksa 3/8" Alum W/ 3/8" Joint Grey	ea.	\$ 44.75
AKSA100HB	Dilex-Ksa 3/8" Alum W/ 3/8" Joint Lt Beige	ea.	\$ 44.75
EKSA100GSV4A	Dilex-Ksa 3/8" Ss V4A W/ 3/8" Joint Black	ea.	\$ 104.87
EKSA100PGV4A	Dilex-Ksa 3/8" Ss V4A W/ 3/8" Joint Cla Grey	ea.	\$ 104.87
EKSA100GV4A	Dilex-Ksa 3/8" Ss V4A W/ 3/8" Joint Grey	ea.	\$ 104.87
EKSA100HBV4A	Dilex-Ksa 3/8" Ss V4A W/ 3/8" Joint Lt Beige	ea.	\$ 104.87
EKSA100GS	Dilex-Ksa 3/8" Stn Steel W/ 3/8" Joint Black	ea.	\$ 95.33
EKSA100PG	Dilex-Ksa 3/8" Stn Steel W/ 3/8" Joint Cla Grey	ea.	\$ 95.33
EKSA100G	Dilex-Ksa 3/8" Stn Steel W/ 3/8" Joint Grey	ea.	\$ 95.33
EKSA100HB	Dilex-Ksa 3/8" Stn Steel W/ 3/8" Joint Lt Beige	ea.	\$ 95.33
AKSA80GS	Dilex-Ksa 5/16" Alum W/ 3/8" Joint Black	ea.	\$ 43.55

SCHLUTER

<u>CODE</u>	<u>DESCRIPTION</u>	<u>UNIT -></u>	<u>PRICE</u>
AKSA80PG	Dilex-Ksa 5/16" Alum W/ 3/8" Joint Cla Grey	ea.	\$ 43.55
AKSA80G	Dilex-Ksa 5/16" Alum W/ 3/8" Joint Grey	ea.	\$ 43.55
AKSA80HB	Dilex-Ksa 5/16" Alum W/ 3/8" Joint Lt Beige	ea.	\$ 43.55
EKSA80GSV4A	Dilex-Ksa 5/16" Ss V4A W/ 3/8" Joint Black	ea.	\$ 86.06
EKSA80PGV4A	Dilex-Ksa 5/16" Ss V4A W/ 3/8" Joint Cla Grey	ea.	\$ 86.06
EKSA80GV4A	Dilex-Ksa 5/16" Ss V4A W/ 3/8" Joint Grey	ea.	\$ 86.06
EKSA80HBV4A	Dilex-Ksa 5/16" Ss V4A W/ 3/8" Joint Lt Beige	ea.	\$ 86.06
EKSA80GS	Dilex-Ksa 5/16" Stn Steel W/ 3/8" Joint Black	ea.	\$ 78.22
EKSA80PG	Dilex-Ksa 5/16" Stn Steel W/ 3/8" Joint Cla Grey	ea.	\$ 78.22
EKSA80G	Dilex-Ksa 5/16" Stn Steel W/ 3/8" Joint Grey	ea.	\$ 78.22
EKSA80HB	Dilex-Ksa 5/16" Stn Steel W/ 3/8" Joint Lt Beige	ea.	\$ 78.22
EKSA160GSV4A	Dilex-Ksa 5/8" Ss V4A W/ 3/8" Joint Black	ea.	\$ 113.05
EKSA160PGV4A	Dilex-Ksa 5/8" Ss V4A W/ 3/8" Joint Cla Grey	ea.	\$ 113.05
EKSA160GV4A	Dilex-Ksa 5/8" Ss V4A W/ 3/8" Joint Grey	ea.	\$ 113.05
EKSA160HBV4A	Dilex-Ksa 5/8" Ss V4A W/ 3/8" Joint Lt Beige	ea.	\$ 113.05
EKSA160GS	Dilex-Ksa 5/8" Stn Steel W/ 3/8" Joint Black	ea.	\$ 102.77
EKSA160PG	Dilex-Ksa 5/8" Stn Steel W/ 3/8" Joint Cla Grey	ea.	\$ 102.77
EKSA160G	Dilex-Ksa 5/8" Stn Steel W/ 3/8" Joint Grey	ea.	\$ 102.77
EKSA160HB	Dilex-Ksa 5/8" Stn Steel W/ 3/8" Joint Lt Beige	ea.	\$ 102.77
AKSA110GS	Dilex-Ksa 7/16" Alum W/ 3/8" Joint Black	ea.	\$ 45.51
AKSA110PG	Dilex-Ksa 7/16" Alum W/ 3/8" Joint Cla Grey	ea.	\$ 45.51
AKSA110G	Dilex-Ksa 7/16" Alum W/ 3/8" Joint Grey	ea.	\$ 45.51
AKSA110HB	Dilex-Ksa 7/16" Alum W/ 3/8" Joint Lt Beige	ea.	\$ 45.51
EKSA110GSV4A	Dilex-Ksa 7/16" Ss V4A W/ 3/8" Joint Black	ea.	\$ 105.92
EKSA110PGV4A	Dilex-Ksa 7/16" Ss V4A W/ 3/8" Joint Cla Grey	ea.	\$ 105.92
EKSA110GV4A	Dilex-Ksa 7/16" Ss V4A W/ 3/8" Joint Grey	ea.	\$ 105.92
EKSA110HBV4A	Dilex-Ksa 7/16" Ss V4A W/ 3/8" Joint Lt Beige	ea.	\$ 105.92
EKSA110GS	Dilex-Ksa 7/16" Stn Steel W/ 3/8" Joint Black	ea.	\$ 96.29
EKSA110PG	Dilex-Ksa 7/16" Stn Steel W/ 3/8" Joint Cla Grey	ea.	\$ 96.29
EKSA110G	Dilex-Ksa 7/16" Stn Steel W/ 3/8" Joint Grey	ea.	\$ 96.29
EKSA110HB	Dilex-Ksa 7/16" Stn Steel W/ 3/8" Joint Lt Beige	ea.	\$ 96.29
KSAEGS	Dilex-Ksa Replacement Insert Black	ea.	\$ 20.13
KSAEPG	Dilex-Ksa Replacement Insert Cla Grey	ea.	\$ 20.13
KSAEG	Dilex-Ksa Replacement Insert Grey	ea.	\$ 20.13
KSAEHB	Dilex-Ksa Replacement Insert Lt Beige	ea.	\$ 20.13
EKSN250GS	Dilex-Ksn 1" Stn Steel W/ 7/16" Joint Black	ea.	\$ 181.15
EKSN250PG	Dilex-Ksn 1" Stn Steel W/ 7/16" Joint Cla Grey	ea.	\$ 181.15
EKSN250G	Dilex-Ksn 1" Stn Steel W/ 7/16" Joint Grey	ea.	\$ 181.15
EKSN250HB	Dilex-Ksn 1" Stn Steel W/ 7/16" Joint Lt Beige	ea.	\$ 181.15
EKSN250SP	Dilex-Ksn 1" Stn Steel W/ 7/16" Joint Sand Pbl	ea.	\$ 181.15
AKSN125GS	Dilex-Ksn 1/2" Alum W/ 7/16" Joint Black	ea.	\$ 63.74
AKSN125PG	Dilex-Ksn 1/2" Alum W/ 7/16" Joint Cla Grey	ea.	\$ 63.74
AKSN125C	Dilex-Ksn 1/2" Alum W/ 7/16" Joint Cream	ea.	\$ 63.74
AKSN125DA	Dilex-Ksn 1/2" Alum W/ 7/16" Joint Dark Anthracite	ea.	\$ 63.74
AKSN125G	Dilex-Ksn 1/2" Alum W/ 7/16" Joint Grey	ea.	\$ 63.74
AKSN125FG	Dilex-Ksn 1/2" Alum W/ 7/16" Joint Grout Grey	ea.	\$ 63.74
AKSN125HB	Dilex-Ksn 1/2" Alum W/ 7/16" Joint Lt Beige	ea.	\$ 63.74
AKSN125SP	Dilex-Ksn 1/2" Alum W/ 7/16" Joint Sand Pbl	ea.	\$ 63.74
AKSN125SG	Dilex-Ksn 1/2" Alum W/ 7/16" Joint Stone Grey	ea.	\$ 63.74
EKSN125GSV4A	Dilex-Ksn 1/2" Ss V4A W/ 7/16" Joint Black	ea.	\$ 173.10
EKSN125PGV4A	Dilex-Ksn 1/2" Ss V4A W/ 7/16" Joint Cla Grey	ea.	\$ 173.10
EKSN125GV4A	Dilex-Ksn 1/2" Ss V4A W/ 7/16" Joint Grey	ea.	\$ 173.10
EKSN125HBV4A	Dilex-Ksn 1/2" Ss V4A W/ 7/16" Joint Lt Beige	ea.	\$ 173.10
EKSN125GS	Dilex-Ksn 1/2" Stn Steel W/ 7/16" Joint Black	ea.	\$ 157.37
EKSN125PG	Dilex-Ksn 1/2" Stn Steel W/ 7/16" Joint Cla Grey	ea.	\$ 157.37
EKSN125C	Dilex-Ksn 1/2" Stn Steel W/ 7/16" Joint Cream	ea.	\$ 157.37
EKSN125DA	Dilex-Ksn 1/2" Stn Steel W/ 7/16" Joint Drk Anthra	ea.	\$ 157.37
EKSN125G	Dilex-Ksn 1/2" Stn Steel W/ 7/16" Joint Grey	ea.	\$ 157.37
EKSN125FG	Dilex-Ksn 1/2" Stn Steel W/ 7/16" Joint Grout Grey	ea.	\$ 157.37
EKSN125HB	Dilex-Ksn 1/2" Stn Steel W/ 7/16" Joint Lt Beige	ea.	\$ 157.37
EKSN125SP	Dilex-Ksn 1/2" Stn Steel W/ 7/16" Joint Sand Pbl	ea.	\$ 157.37
EKSN125SG	Dilex-Ksn 1/2" Stn Steel W/ 7/16" Joint Stone Grey	ea.	\$ 157.37
AKSN210GS	Dilex-Ksn 13/16" Alum W/ 7/16" Joint Black	ea.	\$ 74.80
AKSN210PG	Dilex-Ksn 13/16" Alum W/ 7/16" Joint Cla Grey	ea.	\$ 74.80

SCHLUTER

CODE	DESCRIPTION	UNIT ->	PRICE
AKSN210G	Dilex-Ksn 13/16" Alum W/ 7/16" Joint Grey	ea.	\$ 74.80
AKSN210HB	Dilex-Ksn 13/16" Alum W/ 7/16" Joint Lt Beige	ea.	\$ 74.80
AKSN210SP	Dilex-Ksn 13/16" Alum W/ 7/16" Joint Sand Pbl	ea.	\$ 74.80
EKSN300HB	Dilex-Ksn 1-3/16" Stn Steel W/ 7/16" Jnt Lt Beige	ea.	\$ 189.38
EKSN300SP	Dilex-Ksn 1-3/16" Stn Steel W/ 7/16" Jnt Sand Pbl	ea.	\$ 189.38
EKSN210GS	Dilex-Ksn 13/16" Stn Steel W/ 7/16" Joint Black	ea.	\$ 172.91
EKSN300GS	Dilex-Ksn 1-3/16" Stn Steel W/ 7/16" Joint Black	ea.	\$ 189.38
EKSN210PG	Dilex-Ksn 13/16" Stn Steel W/ 7/16" Joint Cla Grey	ea.	\$ 172.91
EKSN210G	Dilex-Ksn 13/16" Stn Steel W/ 7/16" Joint Grey	ea.	\$ 172.91
EKSN300G	Dilex-Ksn 1-3/16" Stn Steel W/ 7/16" Joint Grey	ea.	\$ 189.38
EKSN210HB	Dilex-Ksn 13/16" Stn Steel W/ 7/16" Joint Lt Beige	ea.	\$ 172.91
EKSN300PG	Dilex-Ksn 1-3/16" Stn Steel W/ 7/16" Joint Lt Grey	ea.	\$ 189.38
EKSN210SP	Dilex-Ksn 13/16" Stn Steel W/ 7/16" Joint Sand Pbl	ea.	\$ 172.91
AKSN140GS	Dilex-Ksn 17/32" Alum W/ 7/16" Joint Black	ea.	\$ 65.50
AKSN140PG	Dilex-Ksn 17/32" Alum W/ 7/16" Joint Cla Grey	ea.	\$ 65.50
AKSN140G	Dilex-Ksn 17/32" Alum W/ 7/16" Joint Grey	ea.	\$ 65.50
AKSN140HB	Dilex-Ksn 17/32" Alum W/ 7/16" Joint Lt Beige	ea.	\$ 65.50
AKSN140SP	Dilex-Ksn 17/32" Alum W/ 7/16" Joint Sand Pbl	ea.	\$ 65.50
EKSN140GSV4A	Dilex-Ksn 17/32" Ss V4A W/ 7/16" Joint Black	ea.	\$ 176.12
EKSN140PGV4A	Dilex-Ksn 17/32" Ss V4A W/ 7/16" Joint Cla Grey	ea.	\$ 176.12
EKSN140GV4A	Dilex-Ksn 17/32" Ss V4A W/ 7/16" Joint Grey	ea.	\$ 176.12
EKSN140HBV4A	Dilex-Ksn 17/32" Ss V4A W/ 7/16" Joint Lt Beige	ea.	\$ 176.12
EKSN140GS	Dilex-Ksn 17/32" Stn Steel W/ 7/16" Joint Black	ea.	\$ 160.11
EKSN140PG	Dilex-Ksn 17/32" Stn Steel W/ 7/16" Joint Cla Grey	ea.	\$ 160.11
EKSN140C	Dilex-Ksn 17/32" Stn Steel W/ 7/16" Joint Cream	ea.	\$ 160.11
EKSN140DA	Dilex-Ksn 17/32" Stn Steel W/ 7/16" Joint Drk Anth	ea.	\$ 160.11
EKSN140G	Dilex-Ksn 17/32" Stn Steel W/ 7/16" Joint Grey	ea.	\$ 160.11
EKSN140FG	Dilex-Ksn 17/32" Stn Steel W/ 7/16" Joint Grt Grey	ea.	\$ 160.11
EKSN140HB	Dilex-Ksn 17/32" Stn Steel W/ 7/16" Joint Lt Beige	ea.	\$ 160.11
EKSN140SP	Dilex-Ksn 17/32" Stn Steel W/ 7/16" Joint Sand Pbl	ea.	\$ 160.11
EKSN140SG	Dilex-Ksn 17/32" Stn Steel W/ 7/16" Joint Stn Grey	ea.	\$ 160.11
EKSN185GS	Dilex-Ksn 23/32" Stn Steel W/ 7/16" Joint Black	ea.	\$ 168.33
EKSN185PG	Dilex-Ksn 23/32" Stn Steel W/ 7/16" Joint Cla Grey	ea.	\$ 168.33
EKSN185G	Dilex-Ksn 23/32" Stn Steel W/ 7/16" Joint Grey	ea.	\$ 168.33
EKSN185HB	Dilex-Ksn 23/32" Stn Steel W/ 7/16" Joint Lt Beige	ea.	\$ 168.33
EKSN185SP	Dilex-Ksn 23/32" Stn Steel W/ 7/16" Joint Sand Pbl	ea.	\$ 168.33
AKSN100GS	Dilex-Ksn 3/8" Alum W/ 7/16" Joint Black	ea.	\$ 61.21
AKSN100C	Dilex-Ksn 3/8" Alum W/ 7/16" Joint Cream	ea.	\$ 61.21
AKSN100DA	Dilex-Ksn 3/8" Alum W/ 7/16" Joint Dark Anthracite	ea.	\$ 61.21
AKSN100G	Dilex-Ksn 3/8" Alum W/ 7/16" Joint Grey	ea.	\$ 61.21
AKSN100FG	Dilex-Ksn 3/8" Alum W/ 7/16" Joint Grout Grey	ea.	\$ 61.21
AKSN100HB	Dilex-Ksn 3/8" Alum W/ 7/16" Joint Lt Beige	ea.	\$ 61.21
AKSN100SP	Dilex-Ksn 3/8" Alum W/ 7/16" Joint Sand Pbl	ea.	\$ 61.21
AKSN100SG	Dilex-Ksn 3/8" Alum W/ 7/16" Joint Stone Grey	ea.	\$ 61.21
EKSN100GSV4A	Dilex-Ksn 3/8" Ss V4A W/ 7/16" Joint Black	ea.	\$ 168.09
EKSN100PGV4A	Dilex-Ksn 3/8" Ss V4A W/ 7/16" Joint Cla Grey	ea.	\$ 168.09
EKSN100GV4A	Dilex-Ksn 3/8" Ss V4A W/ 7/16" Joint Grey	ea.	\$ 168.09
EKSN100HBV4A	Dilex-Ksn 3/8" Ss V4A W/ 7/16" Joint Lt Beige	ea.	\$ 168.09
EKSN100GS	Dilex-Ksn 3/8" Stn Steel W/ 7/16" Joint Black	ea.	\$ 152.79
EKSN100PG	Dilex-Ksn 3/8" Stn Steel W/ 7/16" Joint Cla Grey	ea.	\$ 152.79
EKSN100C	Dilex-Ksn 3/8" Stn Steel W/ 7/16" Joint Cream	ea.	\$ 152.79
EKSN100DA	Dilex-Ksn 3/8" Stn Steel W/ 7/16" Joint Drk Anthra	ea.	\$ 152.79
EKSN100G	Dilex-Ksn 3/8" Stn Steel W/ 7/16" Joint Grey	ea.	\$ 152.79
EKSN100FG	Dilex-Ksn 3/8" Stn Steel W/ 7/16" Joint Grout Grey	ea.	\$ 152.79
EKSN100HB	Dilex-Ksn 3/8" Stn Steel W/ 7/16" Joint Lt Beige	ea.	\$ 152.79
EKSN100SP	Dilex-Ksn 3/8" Stn Steel W/ 7/16" Joint Sand Pbl	ea.	\$ 152.79
EKSN100SG	Dilex-Ksn 3/8" Stn Steel W/ 7/16" Joint Stone Grey	ea.	\$ 152.79
AKSN80GS	Dilex-Ksn 5/16" Alum W/ 7/16" Joint Black	ea.	\$ 58.69
AKSN80PG	Dilex-Ksn 5/16" Alum W/ 7/16" Joint Cla Grey	ea.	\$ 58.69
AKSN80G	Dilex-Ksn 5/16" Alum W/ 7/16" Joint Grey	ea.	\$ 58.69
AKSN80HB	Dilex-Ksn 5/16" Alum W/ 7/16" Joint Lt Beige	ea.	\$ 58.69
AKSN80SP	Dilex-Ksn 5/16" Alum W/ 7/16" Joint Sand Pbl	ea.	\$ 58.69
EKSN80GSV4A	Dilex-Ksn 5/16" Ss V4A W/ 7/16" Joint Black	ea.	\$ 140.61
EKSN80PGV4A	Dilex-Ksn 5/16" Ss V4A W/ 7/16" Joint Cla Grey	ea.	\$ 140.61

SCHLUTER

CODE	DESCRIPTION	UNIT ->	PRICE
EKSN80GV4A	Dilex-Ksn 5/16" Ss V4A W/ 7/16" Joint Grey	ea.	\$ 140.61
EKSN80HBV4A	Dilex-Ksn 5/16" Ss V4A W/ 7/16" Joint Lt Beige	ea.	\$ 140.61
EKSN80GS	Dilex-Ksn 5/16" Stn Steel W/ 7/16" Joint Black	ea.	\$ 127.85
EKSN80PG	Dilex-Ksn 5/16" Stn Steel W/ 7/16" Joint Cla Grey	ea.	\$ 127.85
EKSN80G	Dilex-Ksn 5/16" Stn Steel W/ 7/16" Joint Grey	ea.	\$ 127.85
EKSN80HB	Dilex-Ksn 5/16" Stn Steel W/ 7/16" Joint Lt Beige	ea.	\$ 127.85
EKSN80SP	Dilex-Ksn 5/16" Stn Steel W/ 7/16" Joint Sand Pbl	ea.	\$ 127.85
AKSN160GS	Dilex-Ksn 5/8" Alum W/ 7/16" Joint Black	ea.	\$ 68.01
AKSN160PG	Dilex-Ksn 5/8" Alum W/ 7/16" Joint Cla Grey	ea.	\$ 68.01
AKSN160G	Dilex-Ksn 5/8" Alum W/ 7/16" Joint Grey	ea.	\$ 68.01
AKSN160HB	Dilex-Ksn 5/8" Alum W/ 7/16" Joint Lt Beige	ea.	\$ 68.01
AKSN160SP	Dilex-Ksn 5/8" Alum W/ 7/16" Joint Sand Pbl	ea.	\$ 68.01
EKSN160GSV4A	Dilex-Ksn 5/8" Ss V4A W/ 7/16" Joint Black	ea.	\$ 181.15
EKSN160PGV4A	Dilex-Ksn 5/8" Ss V4A W/ 7/16" Joint Cla Grey	ea.	\$ 181.15
EKSN160GV4A	Dilex-Ksn 5/8" Ss V4A W/ 7/16" Joint Grey	ea.	\$ 181.15
EKSN160HBV4A	Dilex-Ksn 5/8" Ss V4A W/ 7/16" Joint Lt Beige	ea.	\$ 181.15
EKSN160GS	Dilex-Ksn 5/8" Stn Steel W/ 7/16" Joint Black	ea.	\$ 164.68
EKSN160PG	Dilex-Ksn 5/8" Stn Steel W/ 7/16" Joint Cla Grey	ea.	\$ 164.68
EKSN160C	Dilex-Ksn 5/8" Stn Steel W/ 7/16" Joint Cream	ea.	\$ 164.68
EKSN160DA	Dilex-Ksn 5/8" Stn Steel W/ 7/16" Joint Drk Anthra	ea.	\$ 164.68
EKSN160G	Dilex-Ksn 5/8" Stn Steel W/ 7/16" Joint Grey	ea.	\$ 164.68
EKSN160FG	Dilex-Ksn 5/8" Stn Steel W/ 7/16" Joint Grout Grey	ea.	\$ 164.68
EKSN160HB	Dilex-Ksn 5/8" Stn Steel W/ 7/16" Joint Lt Beige	ea.	\$ 164.68
EKSN160SP	Dilex-Ksn 5/8" Stn Steel W/ 7/16" Joint Sand Pbl	ea.	\$ 164.68
EKSN160SG	Dilex-Ksn 5/8" Stn Steel W/ 7/16" Joint Stone Grey	ea.	\$ 164.68
AKSN100PG	Dilex-Ksn 6/8" Alum W/ 7/16" Joint Cla Grey	ea.	\$ 61.21
AKSN110GS	Dilex-Ksn 7/16" Alum W/ 7/16" Joint Black	ea.	\$ 62.45
AKSN110PG	Dilex-Ksn 7/16" Alum W/ 7/16" Joint Cla Grey	ea.	\$ 62.45
AKSN110C	Dilex-Ksn 7/16" Alum W/ 7/16" Joint Cream	ea.	\$ 62.45
AKSN110DA	Dilex-Ksn 7/16" Alum W/ 7/16" Joint Drk Anthracite	ea.	\$ 62.45
AKSN110G	Dilex-Ksn 7/16" Alum W/ 7/16" Joint Grey	ea.	\$ 62.45
AKSN110FG	Dilex-Ksn 7/16" Alum W/ 7/16" Joint Grout Grey	ea.	\$ 62.45
AKSN110HB	Dilex-Ksn 7/16" Alum W/ 7/16" Joint Lt Beige	ea.	\$ 62.45
AKSN110SP	Dilex-Ksn 7/16" Alum W/ 7/16" Joint Sand Pbl	ea.	\$ 62.45
AKSN110SG	Dilex-Ksn 7/16" Alum W/ 7/16" Joint Stone Grey	ea.	\$ 62.45
EKSN110GSV4A	Dilex-Ksn 7/16" Ss V4A W/ 7/16" Joint Black	ea.	\$ 169.76
EKSN110PGV4A	Dilex-Ksn 7/16" Ss V4A W/ 7/16" Joint Cla Grey	ea.	\$ 169.76
EKSN110GV4A	Dilex-Ksn 7/16" Ss V4A W/ 7/16" Joint Grey	ea.	\$ 169.76
EKSN110HBV4A	Dilex-Ksn 7/16" Ss V4A W/ 7/16" Joint Lt Beige	ea.	\$ 169.76
EKSN110GS	Dilex-Ksn 7/16" Stn Steel W/ 7/16" Joint Black	ea.	\$ 154.33
EKSN110PG	Dilex-Ksn 7/16" Stn Steel W/ 7/16" Joint Cla Grey	ea.	\$ 154.33
EKSN110C	Dilex-Ksn 7/16" Stn Steel W/ 7/16" Joint Cream	ea.	\$ 154.33
EKSN110DA	Dilex-Ksn 7/16" Stn Steel W/ 7/16" Joint Drk Anthr	ea.	\$ 154.33
EKSN110G	Dilex-Ksn 7/16" Stn Steel W/ 7/16" Joint Grey	ea.	\$ 154.33
EKSN110FG	Dilex-Ksn 7/16" Stn Steel W/ 7/16" Joint Grt Grey	ea.	\$ 154.33
EKSN110HB	Dilex-Ksn 7/16" Stn Steel W/ 7/16" Joint Lt Beige	ea.	\$ 154.33
EKSN110SP	Dilex-Ksn 7/16" Stn Steel W/ 7/16" Joint Sand Pbl	ea.	\$ 154.33
EKSN110SG	Dilex-Ksn 7/16" Stn Steel W/ 7/16" Joint Stne Grey	ea.	\$ 154.33
KSEGS	Dilex-Ksn Replacement Insert Black	ea.	\$ 20.54
KSEPG	Dilex-Ksn Replacement Insert Cla Grey	ea.	\$ 20.54
KSEC	Dilex-Ksn Replacement Insert Cream	ea.	\$ 20.54
KSEDA	Dilex-Ksn Replacement Insert Dark Anthrazite	ea.	\$ 20.54
KSEG	Dilex-Ksn Replacement Insert Grey	ea.	\$ 20.54
KSEFG	Dilex-Ksn Replacement Insert Grout Grey	ea.	\$ 20.54
KSEHB	Dilex-Ksn Replacement Insert Lt Beige	ea.	\$ 20.54
KSESP	Dilex-Ksn Replacement Insert Sand Pbl	ea.	\$ 20.54
KSESG	Dilex-Ksn Replacement Insert Stone Grey	ea.	\$ 20.54
MOP35G	Dilex-Mop 5/16" Exp Joint 1-3/8" Pvc Grey	ea.	\$ 23.28
MOP50G	Dilex-Mop 5/16" Exp Joint 2" Pvc Grey	ea.	\$ 29.76
MOP65G	Dilex-Mop 5/16" Exp Joint 2-5/8" Pvc Grey	ea.	\$ 34.61
MP35GS	Dilex-Mp 5/16" Exp Joint 1-3/8" Pvc Black	ea.	\$ 27.48
MP35ZR	Dilex-Mp 5/16" Exp Joint 1-3/8" Pvc Brick Red	ea.	\$ 27.48
MP35G	Dilex-Mp 5/16" Exp Joint 1-3/8" Pvc Grey	ea.	\$ 27.48
MP35HB	Dilex-Mp 5/16" Exp Joint 1-3/8" Pvc Lt Beige	ea.	\$ 27.48

SCHLUTER

<u>CODE</u>	<u>DESCRIPTION</u>	<u>UNIT -></u>	<u>PRICE</u>
MPV25	Dilex-Mpv 1" Height Extension	ea.	\$ 19.98
MPV15	Dilex-Mpv 9/16" Height Extension	ea.	\$ 18.57
VPHK	Dilex-Phk Connector Pvc	ea.	\$ 2.37
PHK1S125BH	Dilex-Phk Cove Base 1/2" Pvc Bahama	ea.	\$ 28.24
PHK1S125BW	Dilex-Phk Cove Base 1/2" Pvc Brt Wht	ea.	\$ 28.24
PHK1S125PG	Dilex-Phk Cove Base 1/2" Pvc Cla Grey	ea.	\$ 28.24
PHK1S125G	Dilex-Phk Cove Base 1/2" Pvc Grey	ea.	\$ 28.24
PHK1S125HB	Dilex-Phk Cove Base 1/2" Pvc Lt Beige	ea.	\$ 28.24
PHK1S125SP	Dilex-Phk Cove Base 1/2" Pvc Sand Pbl	ea.	\$ 28.24
PHK1S125W	Dilex-Phk Cove Base 1/2" Pvc White	ea.	\$ 28.24
PHK1S100BH	Dilex-Phk Cove Base 3/8" Pvc Bahama	ea.	\$ 27.83
PHK1S100BW	Dilex-Phk Cove Base 3/8" Pvc Brt Wht	ea.	\$ 27.83
PHK1S100PG	Dilex-Phk Cove Base 3/8" Pvc Cla Grey	ea.	\$ 27.83
PHK1S100G	Dilex-Phk Cove Base 3/8" Pvc Grey	ea.	\$ 27.83
PHK1S100HB	Dilex-Phk Cove Base 3/8" Pvc Lt Beige	ea.	\$ 27.83
PHK1S100SP	Dilex-Phk Cove Base 3/8" Pvc Sand Pbl	ea.	\$ 27.83
PHK1S100W	Dilex-Phk Cove Base 3/8" Pvc White	ea.	\$ 27.83
PHK1S80BH	Dilex-Phk Cove Base 5/16" Pvc Bahama	ea.	\$ 26.42
PHK1S80BW	Dilex-Phk Cove Base 5/16" Pvc Brt Wht	ea.	\$ 26.42
PHK1S80PG	Dilex-Phk Cove Base 5/16" Pvc Cla Grey	ea.	\$ 26.42
PHK1S80G	Dilex-Phk Cove Base 5/16" Pvc Grey	ea.	\$ 26.42
PHK1S80HB	Dilex-Phk Cove Base 5/16" Pvc Lt Beige	ea.	\$ 26.42
PHK1S80SP	Dilex-Phk Cove Base 5/16" Pvc Sand Pbl	ea.	\$ 26.42
PHK1S80W	Dilex-Phk Cove Base 5/16" Pvc White	ea.	\$ 26.42
EPHK1SBH	Dilex-Phk End Cap Pvc Bahama	ea.	\$ 4.30
EPHK1SBW	Dilex-Phk End Cap Pvc Brt Wht	ea.	\$ 4.30
EPHK1SPG	Dilex-Phk End Cap Pvc Cla Grey	ea.	\$ 4.30
EPHK1SG	Dilex-Phk End Cap Pvc Grey	ea.	\$ 4.30
EPHK1SHB	Dilex-Phk End Cap Pvc Lt Beige	ea.	\$ 4.30
EPHK1SSP	Dilex-Phk End Cap Pvc Sand Pbl	ea.	\$ 4.30
EPHK1SW	Dilex-Phk End Cap Pvc White	ea.	\$ 4.30
I135PHK1SBH	Dilex-Phk In Corner 135° Pvc Bahama	ea.	\$ 4.30
I135PHK1SBW	Dilex-Phk In Corner 135° Pvc Brt Wht	ea.	\$ 4.30
I135PHK1SPG	Dilex-Phk In Corner 135° Pvc Cla Grey	ea.	\$ 4.30
I135PHK1SG	Dilex-Phk In Corner 135° Pvc Grey	ea.	\$ 4.30
I135PHK1SHB	Dilex-Phk In Corner 135° Pvc Lt Beige	ea.	\$ 4.30
I135PHK1SSP	Dilex-Phk In Corner 135° Pvc Sand Pbl	ea.	\$ 4.30
I135PHK1SW	Dilex-Phk In Corner 135° Pvc White	ea.	\$ 4.30
I90PHK1SBH	Dilex-Phk In Corner 90° Pvc Bahama	ea.	\$ 4.30
I90PHK1SBW	Dilex-Phk In Corner 90° Pvc Brt Wht	ea.	\$ 4.30
I90PHK1SPG	Dilex-Phk In Corner 90° Pvc Cla Grey	ea.	\$ 4.30
I90PHK1SG	Dilex-Phk In Corner 90° Pvc Grey	ea.	\$ 4.30
I90PHK1SHB	Dilex-Phk In Corner 90° Pvc Lt Beige	ea.	\$ 4.30
I90PHK1SSP	Dilex-Phk In Corner 90° Pvc Sand Pbl	ea.	\$ 4.30
I90PHK1SW	Dilex-Phk In Corner 90° Pvc White	ea.	\$ 4.30
E135PHK1SBH	Dilex-Phk Out Corner 135° Pvc Bahama	ea.	\$ 4.30
E135PHK1SBW	Dilex-Phk Out Corner 135° Pvc Brt Wht	ea.	\$ 4.30
E135PHK1SPG	Dilex-Phk Out Corner 135° Pvc Cla Grey	ea.	\$ 4.30
E135PHK1SG	Dilex-Phk Out Corner 135° Pvc Grey	ea.	\$ 4.30
E135PHK1SHB	Dilex-Phk Out Corner 135° Pvc Lt Beige	ea.	\$ 4.30
E135PHK1SSP	Dilex-Phk Out Corner 135° Pvc Sand Pbl	ea.	\$ 4.30
E135PHK1SW	Dilex-Phk Out Corner 135° Pvc White	ea.	\$ 4.30
E90PHK1SBH	Dilex-Phk Out Corner 90° Pvc Bahama	ea.	\$ 4.30
E90PHK1SBW	Dilex-Phk Out Corner 90° Pvc Brt Wht	ea.	\$ 4.30
E90PHK1SPG	Dilex-Phk Out Corner 90° Pvc Cla Grey	ea.	\$ 4.30
E90PHK1SG	Dilex-Phk Out Corner 90° Pvc Grey	ea.	\$ 4.30
E90PHK1SHB	Dilex-Phk Out Corner 90° Pvc Lt Beige	ea.	\$ 4.30
E90PHK1SSP	Dilex-Phk Out Corner 90° Pvc Sand Pbl	ea.	\$ 4.30
E90PHK1SW	Dilex-Phk Out Corner 90° Pvc White	ea.	\$ 4.30
TRLDIT	Ditra Trowel 11/64" X 11/64" Square Notch	ea.	\$ 37.74
TRLDIT6	Ditra Trowel 11/64" X 11/64" Square Notch (6)	ea.	\$ 226.46
DITRA5M	Ditra Uncoupling Membrane 3'3" X 16'5" = 54 Sf	ea.	\$ 153.09
DITRA150	Ditra Uncoupling Membrane 3'3" X 45'9" = 150 Sf	ea.	\$ 400.68
DITRA30M	Ditra Uncoupling Membrane 3'3" X 98'5" = 323 Sf	sf	\$ 2.50

SCHLUTER

<u>CODE</u>	<u>DESCRIPTION</u>	<u>UNIT -></u>	<u>PRICE</u>
DITRADRAIN10M	Ditra-Drain Drainage Membrane 3'3" X 33' = 108 Sf	ea.	\$ 375.04
DITRADRAIN25M	Ditra-Drain Drainage Membrane 3'3" X 82' = 269 Sf	sf	\$ 3.24
STUVKB905M	Ditra-Drain-Stu Seaming Tape 16' 5"	ea.	\$ 56.42
STUVKB9030M	Ditra-Drain-Stu Seaming Tape 98' 5"	ea.	\$ 298.09
DHEHK12032	Ditra-Heat Cable 120V 105.8 Ft	ea.	\$ 404.15
DHEHK12038	Ditra-Heat Cable 120V 124.1 Ft	ea.	\$ 433.10
DHEHK12043	Ditra-Heat Cable 120V 141.1 Ft	ea.	\$ 458.40
DHEHK12051	Ditra-Heat Cable 120V 169. 8 Ft	ea.	\$ 514.63
DHEHK12064	Ditra-Heat Cable 120V 212.9 Ft	ea.	\$ 571.05
DHEHK12073	Ditra-Heat Cable 120V 240.2 Ft	ea.	\$ 627.33
DHEHK12083	Ditra-Heat Cable 120V 275.5 Ft	ea.	\$ 703.98
DHEHK12092	Ditra-Heat Cable 120V 303.0 Ft	ea.	\$ 768.56
DHEHK120102	Ditra-Heat Cable 120V 336.9 Ft	ea.	\$ 845.25
DHEHK12011	Ditra-Heat Cable 120V 35.3 Ft	ea.	\$ 259.91
DHEHK120113	Ditra-Heat Cable 120V 372.2 Ft	ea.	\$ 923.57
DHEHK120134	Ditra-Heat Cable 120V 444.0 Ft	ea.	\$ 1,009.94
DHEHK12016	Ditra-Heat Cable 120V 52.9 Ft	ea.	\$ 289.90
DHEHK12021	Ditra-Heat Cable 120V 70.5 Ft	ea.	\$ 347.63
DHEHK12027	Ditra-Heat Cable 120V 88.2 Ft	ea.	\$ 373.52
DHEHK24032	Ditra-Heat Cable 240V 105.8 Ft	ea.	\$ 404.15
DHEHK24038	Ditra-Heat Cable 240V 124.1 Ft	ea.	\$ 432.95
DHEHK24043	Ditra-Heat Cable 240V 141.0 Ft	ea.	\$ 458.25
DHEHK24053	Ditra-Heat Cable 240V 176.3 Ft	ea.	\$ 514.73
DHEHK24064	Ditra-Heat Cable 240V 211.6 Ft	ea.	\$ 570.96
DHEHK24075	Ditra-Heat Cable 240V 248.2 Ft	ea.	\$ 627.38
DHEHK24085	Ditra-Heat Cable 240V 282.1 Ft	ea.	\$ 685.20
DHEHK240103	Ditra-Heat Cable 240V 339.4 Ft	ea.	\$ 770.56
DHEHK24011	Ditra-Heat Cable 240V 35.3 Ft	ea.	\$ 259.91
DHEHK240129	Ditra-Heat Cable 240V 425.8 Ft	ea.	\$ 861.18
DHEHK240145	Ditra-Heat Cable 240V 480.5 Ft	ea.	\$ 935.97
DHEHK24016	Ditra-Heat Cable 240V 53.1 Ft	ea.	\$ 289.60
DHEHK240167	Ditra-Heat Cable 240V 551.0Ft	ea.	\$ 1,009.70
DHEHK240183	Ditra-Heat Cable 240V 605.9 Ft	ea.	\$ 1,108.58
DHEHK240204	Ditra-Heat Cable 240V 673.8 Ft	ea.	\$ 1,187.62
DHEHK24021	Ditra-Heat Cable 240V 70.6 Ft	ea.	\$ 347.85
DHEHK240225	Ditra-Heat Cable 240V 744.4 Ft	ea.	\$ 1,275.35
DHEHK24027	Ditra-Heat Cable 240V 88.2 Ft	ea.	\$ 373.32
DHEKRTW12040	Ditra-Heat Kit 43.1 Sf Matt + 26.7 Sf Cable Wifi		<i>Discontinued</i>
DHEKRTW12056	Ditra-Heat Kit 60.3 Sf Matt + 37.5 Sf Cable Wifi		<i>Discontinued</i>
DHEKRT12040	Ditra-Heat Kit Rt 43.1 Sf Matt + 26.7 Sf Cable		<i>Discontinued</i>
DHEKRT12056	Ditra-Heat Kit Rt 60.3 Sf Matt + 37.5 Sf Cable		<i>Discontinued</i>
DH512M	Ditra-Heat Membrane Roll 3'3" X 41'1" = 134.5 Sf	sf	\$ 3.32
DH5MA	Ditra-Heat Membrane Sheet 3'3" X 2'7" = 8.6 Sf	ea.	\$ 28.88
TRLDHXL	Ditra-Heat/-XI Trowel 1/4" X 1/4" Square Notch	ea.	\$ 37.74
TRLDHXL6	Ditra-Heat/-XI Trowel 1/4" X 1/4" Square Notch (6)	ea.	\$ 226.46
DHD810M	Ditra-Heat-Duo Membrane Roll 3'3" X 33' = 108 Sf	sf	\$ 4.83
DHD8MA	Ditra-Heat-Duo Membrane Sheet 3'3" X 2'7"=8.6 Sf	ea.	\$ 43.25
DHERT103BW	Ditra-Heat-E-R Non-Programmable Thermostat White	ea.	\$ 216.21
DHERR1BW	Ditra-Heat-E-Rr Power Module White	ea.	\$ 203.11
DHERT102BW	Ditra-Heat-E-Rt Touch Program Thermostat White	ea.	\$ 314.49
DHERT104BW	Ditra-Heat-E-Wifi Thermostat Wireless Programmable	ea.	\$ 393.12
DIRO	Ditra-Roller	ea.	\$ 294.84
DITRAXL175	Ditra-XI Uncoupling Membrane 3'3" X 53'3" = 175 Sf	sf	\$ 2.84
E37EB60S	Eck-E 135 W=1-15/32" H=1/4" Brush Ss 8' 2-1/2"	ea.	\$ 156.80
E37EB60S300	Eck-E 135 W=1-15/32" H=1/4" Brush Ss 9' 10"	ea.	\$ 188.06
E37E60S	Eck-E 135 W=1-15/32" H=1/4" Stn Steel 8' 2-1/2"	ea.	\$ 120.42
E37E60S300	Eck-E 135 W=1-15/32" H=1/4" Stn Steel 9' 10"	ea.	\$ 144.39
E37EB80S	Eck-E 135 W=1-15/32" H=5/16" Brush Ss 8' 2-1/2"	ea.	\$ 162.41
E37EB80S300	Eck-E 135 W=1-15/32" H=5/16" Brush Ss 9' 10"	ea.	\$ 194.87
E37E80S	Eck-E 135 W=1-15/32" H=5/16" Stn Steel 8' 2-1/2"	ea.	\$ 124.81
E37E80S300	Eck-E 135 W=1-15/32" H=5/16" Stn Steel 9' 10"	ea.	\$ 149.69
E37EB110S	Eck-E 135 W=1-15/32" H=7/16" Brush Ss 8' 2-1/2"	ea.	\$ 168.84
E37EB110S300	Eck-E 135 W=1-15/32" H=7/16" Brush Ss 9' 10"	ea.	\$ 202.58
E37E110S	Eck-E 135 W=1-15/32" H=7/16" Stn Steel 8' 2-1/2"	ea.	\$ 129.86

SCHLUTER

<u>CODE</u>	<u>DESCRIPTION</u>	<u>UNIT -></u>	<u>PRICE</u>
E37E110S300	Eck-E 135 W=1-15/32" H=7/16" Stn Steel 9' 10"	ea.	\$ 155.82
E37V2AEB110250	Eck-E W=1-15/32" 7/16 Brush Stn Steel" 8' 2-1/2"	ea.	\$ 177.71
E37V2AEB60150	Eck-E W=1-15/32" H=1/4" Brush Stn Steel 4' 11"	ea.	\$ 104.46
E37V2AEB60200	Eck-E W=1-15/32" H=1/4" Brush Stn Steel 6' 7"	ea.	\$ 134.17
E37V2AEB60250	Eck-E W=1-15/32" H=1/4" Brush Stn Steel 8' 2-1/2"	ea.	\$ 162.33
E37V2AEB60300	Eck-E W=1-15/32" H=1/4" Brush Stn Steel 9' 10"	ea.	\$ 202.95
E37V2A60150	Eck-E W=1-15/32" H=1/4" Stn Steel 4' 11"	ea.	\$ 80.35
E37V2A60200	Eck-E W=1-15/32" H=1/4" Stn Steel 6' 7"	ea.	\$ 103.20
E37V2A60250	Eck-E W=1-15/32" H=1/4" Stn Steel 8' 2-1/2"	ea.	\$ 126.11
E37V2A60300	Eck-E W=1-15/32" H=1/4" Stn Steel 9' 10"	ea.	\$ 156.12
E37V2AEB80150	Eck-E W=1-15/32" H=5/16" Brush Stn Steel 4' 11"	ea.	\$ 108.64
E37V2AEB80200	Eck-E W=1-15/32" H=5/16" Brush Stn Steel 6' 7"	ea.	\$ 139.55
E37V2AEB80250	Eck-E W=1-15/32" H=5/16" Brush Stn Steel 8' 2-1/2"	ea.	\$ 170.51
E37V2AEB80300	Eck-E W=1-15/32" H=5/16" Brush Stn Steel 9' 10"	ea.	\$ 214.22
E37V2A80150	Eck-E W=1-15/32" H=5/16" Stn Steel 4' 11"	ea.	\$ 83.55
E37V2A80200	Eck-E W=1-15/32" H=5/16" Stn Steel 6' 7"	ea.	\$ 107.35
E37V2A80250	Eck-E W=1-15/32" H=5/16" Stn Steel 8' 2-1/2"	ea.	\$ 131.15
E37V2A80300	Eck-E W=1-15/32" H=5/16" Stn Steel 9' 10"	ea.	\$ 164.78
E37V4A80150	Eck-E W=1-15/32" H=5/16" Stn Steel V4A 4' 11"	ea.	\$ 91.91
E37V4A80200	Eck-E W=1-15/32" H=5/16" Stn Steel V4A 6' 7"	ea.	\$ 118.08
E37V4A80250	Eck-E W=1-15/32" H=5/16" Stn Steel V4A 8' 2-1/2"	ea.	\$ 144.26
E37V4A80300	Eck-E W=1-15/32" H=5/16" Stn Steel V4A 9' 10"	ea.	\$ 181.27
E37V2AEB110150	Eck-E W=1-15/32" H=7/16" Brush Stn Steel 4' 11"	ea.	\$ 112.94
E37V2AEB110300	Eck-E W=1-15/32" H=7/16" Brush Stn Steel 9' 10"	ea.	\$ 221.72
E37V2AEB110200	Eck-E W=1-15/32" H=7/16" Brush Stn Steel 6' 7"	ea.	\$ 145.34
E37V2A110150	Eck-E W=1-15/32" H=7/16" Stn Steel 4' 11"	ea.	\$ 86.85
E37V2A110200	Eck-E W=1-15/32" H=7/16" Stn Steel 6' 7"	ea.	\$ 111.77
E37V2A110250	Eck-E W=1-15/32" H=7/16" Stn Steel 8' 2-1/2"	ea.	\$ 136.69
E37V2A110300	Eck-E W=1-15/32" H=7/16" Stn Steel 9' 10"	ea.	\$ 170.56
E37V4A110150	Eck-E W=1-15/32" H=7/16" Stn Steel V4A 4' 11"	ea.	\$ 95.56
E37V4A110200	Eck-E W=1-15/32" H=7/16" Stn Steel V4A 6' 7"	ea.	\$ 122.95
E37V4A110250	Eck-E W=1-15/32" H=7/16" Stn Steel V4A 8' 2-1/2"	ea.	\$ 150.37
E37V4A110300	Eck-E W=1-15/32" H=7/16" Stn Steel V4A 9' 10"	ea.	\$ 187.62
K32ES150	Eck-K 135 W=1-9/32" Retrofit Stn Steel 4' 11"	ea.	\$ 73.31
K32ES	Eck-K 135 W=1-9/32" Retrofit Stn Steel 8' 2-1/2"	ea.	\$ 122.11
K32ES300	Eck-K 135 W=1-9/32" Retrofit Stn Steel 9' 10"	ea.	\$ 146.54
K32V2AEB250	Eck-K W=1-9/32" Retrofit Brs Stn Steel 8' 2-1/2"	ea.	\$ 169.40
K32V2AEB150	Eck-K W=1-9/32" Retrofit Brush Stn Steel 4' 11"	ea.	\$ 101.62
K32V2AEB200	Eck-K W=1-9/32" Retrofit Brush Stn Steel 6' 7"	ea.	\$ 135.60
K32V2AEB300	Eck-K W=1-9/32" Retrofit Brush Stn Steel 9' 10"	ea.	\$ 206.61
K32V2A150	Eck-K W=1-9/32" Retrofit Stn Steel 4' 11"	ea.	\$ 78.17
K32V2A200	Eck-K W=1-9/32" Retrofit Stn Steel 6' 7"	ea.	\$ 104.29
K32V2A250	Eck-K W=1-9/32" Retrofit Stn Steel 8' 2-1/2"	ea.	\$ 130.31
K32V2A300	Eck-K W=1-9/32" Retrofit Stn Steel 9' 10"	ea.	\$ 158.93
K32V4A150	Eck-K W=1-9/32" Retrofit Stn Steel V4A 4' 11"	ea.	\$ 88.35
K32V4A200	Eck-K W=1-9/32" Retrofit Stn Steel V4A 6' 7"	ea.	\$ 117.89
K32V4A250	Eck-K W=1-9/32" Retrofit Stn Steel V4A 8' 2-1/2"	ea.	\$ 143.34
K50V2AEB150	Eck-K W=2" Retrofit Brush Stn Steel 4' 11"	ea.	\$ 130.75
K50V2AEB200	Eck-K W=2" Retrofit Brush Stn Steel 6' 7"	ea.	\$ 174.17
K50V2AEB250	Eck-K W=2" Retrofit Brush Stn Steel 8' 2-1/2"	ea.	\$ 216.10
K50V2AEB300	Eck-K W=2" Retrofit Brush Stn Steel 9' 10"	ea.	\$ 259.30
K50V2A150	Eck-K W=2" Retrofit Stn Steel 4' 11"	ea.	\$ 100.58
K50V2A200	Eck-K W=2" Retrofit Stn Steel 6' 7"	ea.	\$ 134.02
K50V2A250	Eck-K W=2" Retrofit Stn Steel 8' 2-1/2"	ea.	\$ 167.54
K50V2A300	Eck-K W=2" Retrofit Stn Steel 9' 10"	ea.	\$ 199.47
K15V2AEB150	Eck-K W=9/16" Retrofit Brush Stn Steel 4' 11"	ea.	\$ 59.68
K15V2AEB250	Eck-K W=9/16" Retrofit Brush Stn Steel 8' 2-1/2"	ea.	\$ 99.50
K15V2AEB300	Eck-K W=9/16" Retrofit Brush Stn Steel 9' 10"	ea.	\$ 119.21
K15V2A150	Eck-K W=9/16" Retrofit Stn Steel 4' 11"	ea.	\$ 45.90
K15V2A250	Eck-K W=9/16" Retrofit Stn Steel 8' 2-1/2"	ea.	\$ 76.44
K15V2A300	Eck-K W=9/16" Retrofit Stn Steel 9' 10"	ea.	\$ 91.71
VKHK15EB	Eck-Khk Connector Brush Stn Steel	ea.	\$ 7.94
VKHK15E	Eck-Khk Connector Stn Steel	ea.	\$ 7.94
I2KHK15EB	Eck-Khk In Corner 90° 2-Way Brush Stn Steel	ea.	\$ 11.72

SCHLUTER

CODE	DESCRIPTION	UNIT ->	PRICE
I2KHK15E	Eck-Khk In Corner 90° 2-Way Stn Steel	ea.	\$ 11.72
I3KHK15EB	Eck-Khk In Corner 90° 3-Way Brush Stn Steel	ea.	\$ 11.72
I3KHK15E	Eck-Khk In Corner 90° 3-Way Stn Steel	ea.	\$ 11.72
EKHK15EB	Eck-Khk Out Corner 90° Brush Stn Steel	ea.	\$ 11.72
EKHK15E	Eck-Khk Out Corner 90° Stn Steel	ea.	\$ 11.72
KHK15EB	Eck-Khk W=9/16" Retrofit Brs Stn Steel 8' 2-1/2"	ea.	\$ 54.16
KHK15EB150	Eck-Khk W=9/16" Retrofit Brush Stn Steel 4' 11"	ea.	\$ 32.48
KHK15EB200	Eck-Khk W=9/16" Retrofit Brush Stn Steel 6' 7"	ea.	\$ 43.32
KHK15EB300	Eck-Khk W=9/16" Retrofit Brush Stn Steel 9' 10"	ea.	\$ 64.98
KHK15E150	Eck-Khk W=9/16" Retrofit Stn Steel 4' 11"	ea.	\$ 28.94
KHK15E200	Eck-Khk W=9/16" Retrofit Stn Steel 6' 7"	ea.	\$ 38.58
KHK15E	Eck-Khk W=9/16" Retrofit Stn Steel 8' 2-1/2"	ea.	\$ 48.22
KHK15E300	Eck-Khk W=9/16" Retrofit Stn Steel 9' 10"	ea.	\$ 57.87
KI15EB	Eck-Ki W=9/16" Retrofit Brs Stn Steel 8' 2-1/2"	ea.	\$ 72.12
KI15EB150	Eck-Ki W=9/16" Retrofit Brush Stn Steel 4' 11"	ea.	\$ 43.29
KI15EB200	Eck-Ki W=9/16" Retrofit Brush Stn Steel 6' 7"	ea.	\$ 57.70
KI15EB300	Eck-Ki W=9/16" Retrofit Brush Stn Steel 9' 10"	ea.	\$ 86.56
KI15E150	Eck-Ki W=9/16" Retrofit Stn Steel 4' 11"	ea.	\$ 37.64
KI15E200	Eck-Ki W=9/16" Retrofit Stn Steel 6' 7"	ea.	\$ 50.19
KI15E	Eck-Ki W=9/16" Retrofit Stn Steel 8' 2-1/2"	ea.	\$ 62.71
KI15E300	Eck-Ki W=9/16" Retrofit Stn Steel 9' 10"	ea.	\$ 75.26
F125TSB	Finec Trim 1/2" Alum Beige	ea.	\$ 34.70
F125TSOB	Finec Trim 1/2" Alum Bronze	ea.	\$ 34.70
F125TSC	Finec Trim 1/2" Alum Cream	ea.	\$ 34.70
F125TSDA	Finec Trim 1/2" Alum Dark Anthracite	ea.	\$ 34.70
F125TSBG	Finec Trim 1/2" Alum Greige	ea.	\$ 34.70
F125TSI	Finec Trim 1/2" Alum Ivory	ea.	\$ 34.70
F125TSLA	Finec Trim 1/2" Alum Light Anthracite	ea.	\$ 34.70
F125MGS	Finec Trim 1/2" Alum Matte Black	ea.	\$ 34.70
F125MBW	Finec Trim 1/2" Alum Matte White	ea.	\$ 34.70
F125TSG	Finec Trim 1/2" Alum Pewter	ea.	\$ 34.70
F125TSR	Finec Trim 1/2" Alum Rustic Brown	ea.	\$ 34.70
F125AE	Finec Trim 1/2" Alum Satin	ea.	\$ 26.12
F125TSSG	Finec Trim 1/2" Alum Stone Grey	ea.	\$ 34.70
F125E	Finec Trim 1/2" Stn Steel	ea.	\$ 50.92
F90TSB	Finec Trim 11/32" Alum Beige	ea.	\$ 33.69
F90TSOB	Finec Trim 11/32" Alum Bronze	ea.	\$ 33.69
F90TSC	Finec Trim 11/32" Alum Cream	ea.	\$ 33.69
F90TSDA	Finec Trim 11/32" Alum Dark Anthracite	ea.	\$ 33.69
F90TSBG	Finec Trim 11/32" Alum Greige	ea.	\$ 33.69
F90TSI	Finec Trim 11/32" Alum Ivory	ea.	\$ 33.69
F90TSLA	Finec Trim 11/32" Alum Light Anthracite	ea.	\$ 33.69
F90MGS	Finec Trim 11/32" Alum Matte Black	ea.	\$ 33.69
F90MBW	Finec Trim 11/32" Alum Matte White	ea.	\$ 33.69
F90TSG	Finec Trim 11/32" Alum Pewter	ea.	\$ 33.69
F90TSR	Finec Trim 11/32" Alum Rustic Brown	ea.	\$ 33.69
F90AE	Finec Trim 11/32" Alum Satin	ea.	\$ 24.78
F90TSSG	Finec Trim 11/32" Alum Stone Grey	ea.	\$ 33.69
F90E	Finec Trim 11/32" Stn Steel	ea.	\$ 48.83
F45TSB	Finec Trim 3/16" Alum Beige	ea.	\$ 31.69
F45TSOB	Finec Trim 3/16" Alum Bronze	ea.	\$ 31.69
F45TSC	Finec Trim 3/16" Alum Cream	ea.	\$ 31.69
F45TSDA	Finec Trim 3/16" Alum Dark Anthracite	ea.	\$ 31.69
F45TSBG	Finec Trim 3/16" Alum Greige	ea.	\$ 31.69
F45TSI	Finec Trim 3/16" Alum Ivory	ea.	\$ 31.69
F45TSLA	Finec Trim 3/16" Alum Light Anthracite	ea.	\$ 31.69
F45MGS	Finec Trim 3/16" Alum Matte Black	ea.	\$ 31.69
F45MBW	Finec Trim 3/16" Alum Matte White	ea.	\$ 31.69
F45TSG	Finec Trim 3/16" Alum Pewter	ea.	\$ 31.69
F45TSR	Finec Trim 3/16" Alum Rustic Brown	ea.	\$ 31.69
F45AE	Finec Trim 3/16" Alum Satin	ea.	\$ 22.76
F45TSSG	Finec Trim 3/16" Alum Stone Grey	ea.	\$ 31.69
F45E	Finec Trim 3/16" Stn Steel	ea.	\$ 43.40
F25MBW	Finec Trim 3/32 Alum Matte White	ea.	\$ 31.05

SCHLUTER

<u>CODE</u>	<u>DESCRIPTION</u>	<u>UNIT -></u>	<u>PRICE</u>
F25AE	Finec Trim 3/32" Alum Satin	ea.	\$ 22.19
F110TSB	Finec Trim 7/16" Alum Beige	ea.	\$ 34.04
F110TSOB	Finec Trim 7/16" Alum Bronze	ea.	\$ 34.04
F110TSC	Finec Trim 7/16" Alum Cream	ea.	\$ 34.04
F110TSDA	Finec Trim 7/16" Alum Dark Anthracite	ea.	\$ 34.04
F110TSBG	Finec Trim 7/16" Alum Greige	ea.	\$ 34.04
F110TSI	Finec Trim 7/16" Alum Ivory	ea.	\$ 34.04
F110TSLA	Finec Trim 7/16" Alum Light Anthracite	ea.	\$ 34.04
F110MGS	Finec Trim 7/16" Alum Matte Black	ea.	\$ 34.04
F110MBW	Finec Trim 7/16" Alum Matte White	ea.	\$ 34.04
F110TSG	Finec Trim 7/16" Alum Pewter	ea.	\$ 34.04
F110TSR	Finec Trim 7/16" Alum Rustic Brown	ea.	\$ 34.04
F110AE	Finec Trim 7/16" Alum Satin	ea.	\$ 25.58
F110TSSG	Finec Trim 7/16" Alum Stone Grey	ea.	\$ 34.04
F110E	Finec Trim 7/16" Stn Steel	ea.	\$ 50.14
F70TSB	Finec Trim 9/32" Alum Beige	ea.	\$ 32.34
F70TSOB	Finec Trim 9/32" Alum Bronze	ea.	\$ 32.34
F70TSC	Finec Trim 9/32" Alum Cream	ea.	\$ 32.34
F70TSDA	Finec Trim 9/32" Alum Dark Anthracite	ea.	\$ 32.34
F70TSBG	Finec Trim 9/32" Alum Greige	ea.	\$ 32.34
F70TSI	Finec Trim 9/32" Alum Ivory	ea.	\$ 32.34
F70TSLA	Finec Trim 9/32" Alum Light Anthracite	ea.	\$ 32.34
F70MGS	Finec Trim 9/32" Alum Matte Black	ea.	\$ 32.34
F70MBW	Finec Trim 9/32" Alum Matte White	ea.	\$ 32.34
F70TSG	Finec Trim 9/32" Alum Pewter	ea.	\$ 32.34
F70TSR	Finec Trim 9/32" Alum Rustic Brown	ea.	\$ 32.34
F70AE	Finec Trim 9/32" Alum Satin	ea.	\$ 23.40
F70TSSG	Finec Trim 9/32" Alum Stone Grey	ea.	\$ 32.34
F70E	Finec Trim 9/32" Stn Steel	ea.	\$ 45.55
EDIN125ACG	Indec Out Corner 1/2" Alum Polish Chrome	ea.	\$ 8.46
EDIN125AE	Indec Out Corner 1/2" Alum Satin	ea.	\$ 8.46
EDIN100ACG	Indec Out Corner 3/8" Alum Polish Chrome	ea.	\$ 8.46
EDIN100AE	Indec Out Corner 3/8" Alum Satin	ea.	\$ 8.46
EDIN80ACG	Indec Out Corner 5/16" Alum Polish Chrome	ea.	\$ 8.46
EDIN80AE	Indec Out Corner 5/16" Alum Satin	ea.	\$ 8.46
EDIN110ACG	Indec Out Corner 7/16" Alum Polish Chrome	ea.	\$ 8.46
EDIN110AE	Indec Out Corner 7/16" Alum Satin	ea.	\$ 8.46
IN125ACG	Indec Recess Corner Trim 1/2" Alum Polish Chrome	ea.	\$ 63.53
IN125AE	Indec Recess Corner Trim 1/2" Alum Satin	ea.	\$ 39.04
IN100ACG	Indec Recess Corner Trim 3/8" Alum Polish Chrome	ea.	\$ 56.17
IN100AE	Indec Recess Corner Trim 3/8" Alum Satin	ea.	\$ 32.18
IN80ACG	Indec Recess Corner Trim 5/16" Alum Polish Chrome	ea.	\$ 54.71
IN80AE	Indec Recess Corner Trim 5/16" Alum Satin	ea.	\$ 31.16
IN110ACG	Indec Recess Corner Trim 7/16" Alum Polish Chrome	ea.	\$ 59.56
IN110AE	Indec Recess Corner Trim 7/16" Alum Satin	ea.	\$ 33.20
A125ABGB	Jolly Edge Trim 1/2" Alum Antq Bronze	ea.	\$ 27.89
A125ABGB300	Jolly Edge Trim 1/2" Alum Antq Bronze 10'	ea.	\$ 34.88
A125BH	Jolly Edge Trim 1/2" Alum Bahama	ea.	\$ 23.76
A125TSB	Jolly Edge Trim 1/2" Alum Beige	ea.	\$ 44.11
A125GS	Jolly Edge Trim 1/2" Alum Black	ea.	\$ 23.76
A125SB	Jolly Edge Trim 1/2" Alum Blk Brn	ea.	\$ 23.76
A125AGSG	Jolly Edge Trim 1/2" Alum Bright Black	ea.	\$ 23.33
A125TSOB	Jolly Edge Trim 1/2" Alum Bronze	ea.	\$ 44.11
A125BW	Jolly Edge Trim 1/2" Alum Brt Wht	ea.	\$ 23.76
A125AMGB	Jolly Edge Trim 1/2" Alum Brush Brass	ea.	\$ 23.54
A125ACGB	Jolly Edge Trim 1/2" Alum Brush Chrome	ea.	\$ 24.80
A125AKGB	Jolly Edge Trim 1/2" Alum Brush Copper	ea.	\$ 24.82
A125AGRB	Jolly Edge Trim 1/2" Alum Brush Graphite	ea.	\$ 26.74
A125ATGB	Jolly Edge Trim 1/2" Alum Brush Nickel	ea.	\$ 24.82
A125PG	Jolly Edge Trim 1/2" Alum Cla Grey	ea.	\$ 23.76
A125TSC	Jolly Edge Trim 1/2" Alum Cream	ea.	\$ 44.11
A125TSDA	Jolly Edge Trim 1/2" Alum Dark Anthracite	ea.	\$ 44.11
A125TSBG	Jolly Edge Trim 1/2" Alum Greige	ea.	\$ 44.11
A125G	Jolly Edge Trim 1/2" Alum Grey	ea.	\$ 23.76

SCHLUTER

<u>CODE</u>	<u>DESCRIPTION</u>	<u>UNIT -></u>	<u>PRICE</u>
A125TSI	Jolly Edge Trim 1/2" Alum Ivory	ea.	\$ 44.11
A125TSLA	Jolly Edge Trim 1/2" Alum Light Anthracite	ea.	\$ 44.11
A125HB	Jolly Edge Trim 1/2" Alum Lt Beige	ea.	\$ 23.76
A125HG	Jolly Edge Trim 1/2" Alum Lt Grey	ea.	\$ 23.76
A125MBW	Jolly Edge Trim 1/2" Alum Mat Bright White	ea.	\$ 35.30
A125MGS	Jolly Edge Trim 1/2" Alum Matte Blk	ea.	\$ 35.30
A125GM	Jolly Edge Trim 1/2" Alum Metallic Gray	ea.	\$ 23.76
A125TSG	Jolly Edge Trim 1/2" Alum Pewter	ea.	\$ 44.11
A125AMG	Jolly Edge Trim 1/2" Alum Polish Brass	ea.	\$ 22.29
A125ACG	Jolly Edge Trim 1/2" Alum Polish Chrome	ea.	\$ 20.05
A125ACG300	Jolly Edge Trim 1/2" Alum Polish Chrome 10'	ea.	\$ 25.02
A125AKG	Jolly Edge Trim 1/2" Alum Polish Copper	ea.	\$ 23.54
A125ATG	Jolly Edge Trim 1/2" Alum Polish Nickel	ea.	\$ 23.54
A125RB	Jolly Edge Trim 1/2" Alum Red Brn	ea.	\$ 23.76
A125TSR	Jolly Edge Trim 1/2" Alum Rustic Brown	ea.	\$ 44.11
A125SP	Jolly Edge Trim 1/2" Alum Sand Pbl	ea.	\$ 23.76
A125AM	Jolly Edge Trim 1/2" Alum Satin Brass	ea.	\$ 19.86
A125AK	Jolly Edge Trim 1/2" Alum Satin Copper	ea.	\$ 21.62
A125AT	Jolly Edge Trim 1/2" Alum Satin Nickel	ea.	\$ 20.80
A125AT300	Jolly Edge Trim 1/2" Alum Satin Nickel 10'	ea.	\$ 25.95
A125TSSG	Jolly Edge Trim 1/2" Alum Stone Grey	ea.	\$ 44.11
A125W	Jolly Edge Trim 1/2" Alum White	ea.	\$ 23.76
MC125	Jolly Edge Trim 1/2" Chrome-Plated Brass	ea.	\$ 124.64
BH125	Jolly Edge Trim 1/2" Pvc Bahama	ea.	\$ 8.53
GS125	Jolly Edge Trim 1/2" Pvc Black	ea.	\$ 8.53
BW125	Jolly Edge Trim 1/2" Pvc Brt Wht	ea.	\$ 8.53
BW125300	Jolly Edge Trim 1/2" Pvc Brt Wht 10'	ea.	\$ 10.67
PG125	Jolly Edge Trim 1/2" Pvc Cla Grey	ea.	\$ 8.53
G125	Jolly Edge Trim 1/2" Pvc Grey	ea.	\$ 8.53
HB125	Jolly Edge Trim 1/2" Pvc Lt Beige	ea.	\$ 8.53
HG125	Jolly Edge Trim 1/2" Pvc Lt Grey	ea.	\$ 8.53
SP125	Jolly Edge Trim 1/2" Pvc Sand Pbl	ea.	\$ 8.53
W125	Jolly Edge Trim 1/2" Pvc White	ea.	\$ 8.53
A60ABGB	Jolly Edge Trim 1/4" Alum Antq Bronze	ea.	\$ 24.98
A60BH	Jolly Edge Trim 1/4" Alum Bahama	ea.	\$ 20.13
A60TSB	Jolly Edge Trim 1/4" Alum Beige	ea.	\$ 41.10
A60GS	Jolly Edge Trim 1/4" Alum Black	ea.	\$ 20.13
A60SB	Jolly Edge Trim 1/4" Alum Blk Brn	ea.	\$ 20.13
A60AGSG	Jolly Edge Trim 1/4" Alum Bright Black	ea.	\$ 21.04
A60TSOB	Jolly Edge Trim 1/4" Alum Bronze	ea.	\$ 41.10
A60BW	Jolly Edge Trim 1/4" Alum Brt Wht	ea.	\$ 20.13
A60AMGB	Jolly Edge Trim 1/4" Alum Brush Brass	ea.	\$ 20.99
A60ACGB	Jolly Edge Trim 1/4" Alum Brush Chrome	ea.	\$ 22.12
A60AKGB	Jolly Edge Trim 1/4" Alum Brush Copper	ea.	\$ 21.62
A60AGRB	Jolly Edge Trim 1/4" Alum Brush Graphite	ea.	\$ 23.93
A60ATGB	Jolly Edge Trim 1/4" Alum Brush Nickel	ea.	\$ 21.62
A60PG	Jolly Edge Trim 1/4" Alum Cla Grey	ea.	\$ 20.13
A60TSC	Jolly Edge Trim 1/4" Alum Cream	ea.	\$ 41.10
A60TSDA	Jolly Edge Trim 1/4" Alum Dark Anthracite	ea.	\$ 41.10
A60TSBG	Jolly Edge Trim 1/4" Alum Greige	ea.	\$ 41.10
A60G	Jolly Edge Trim 1/4" Alum Grey	ea.	\$ 20.13
A60TSI	Jolly Edge Trim 1/4" Alum Ivory	ea.	\$ 41.10
A60TSLA	Jolly Edge Trim 1/4" Alum Light Anthracite	ea.	\$ 41.10
A60HB	Jolly Edge Trim 1/4" Alum Lt Beige	ea.	\$ 20.13
A60HG	Jolly Edge Trim 1/4" Alum Lt Grey	ea.	\$ 20.13
A60MBW	Jolly Edge Trim 1/4" Alum Mat Bright White	ea.	\$ 32.88
A60MGS	Jolly Edge Trim 1/4" Alum Matte Blk	ea.	\$ 32.88
A60GM	Jolly Edge Trim 1/4" Alum Metallic Gray	ea.	\$ 20.13
A60TSG	Jolly Edge Trim 1/4" Alum Pewter	ea.	\$ 41.10
A60AMG	Jolly Edge Trim 1/4" Alum Polish Brass	ea.	\$ 19.85
A60ACG	Jolly Edge Trim 1/4" Alum Polish Chrome	ea.	\$ 18.29
A60AKG	Jolly Edge Trim 1/4" Alum Polish Copper	ea.	\$ 21.24
A60ATG	Jolly Edge Trim 1/4" Alum Polish Nickel	ea.	\$ 21.24
A60TSR	Jolly Edge Trim 1/4" Alum Rustic Brown	ea.	\$ 41.10

SCHLUTER

<u>CODE</u>	<u>DESCRIPTION</u>	<u>UNIT -></u>	<u>PRICE</u>
A60SP	Jolly Edge Trim 1/4" Alum Sand Pbl	ea.	\$ 20.13
A60AM	Jolly Edge Trim 1/4" Alum Satin Brass	ea.	\$ 17.43
A60AK	Jolly Edge Trim 1/4" Alum Satin Copper	ea.	\$ 18.47
A60AT	Jolly Edge Trim 1/4" Alum Satin Nickel	ea.	\$ 18.09
A60TSSG	Jolly Edge Trim 1/4" Alum Stone Grey	ea.	\$ 41.10
A60W	Jolly Edge Trim 1/4" Alum White	ea.	\$ 20.13
MC60	Jolly Edge Trim 1/4" Chrome-Plated Brass	ea.	\$ 116.88
BH60	Jolly Edge Trim 1/4" Pvc Bahama	ea.	\$ 6.15
GS60	Jolly Edge Trim 1/4" Pvc Black	ea.	\$ 6.15
BW60	Jolly Edge Trim 1/4" Pvc Brt Wht	ea.	\$ 6.15
PG60	Jolly Edge Trim 1/4" Pvc Cla Grey	ea.	\$ 6.15
G60	Jolly Edge Trim 1/4" Pvc Grey	ea.	\$ 6.15
HB60	Jolly Edge Trim 1/4" Pvc Lt Beige	ea.	\$ 6.15
HG60	Jolly Edge Trim 1/4" Pvc Lt Grey	ea.	\$ 6.15
SP60	Jolly Edge Trim 1/4" Pvc Sand Pbl	ea.	\$ 6.15
W60	Jolly Edge Trim 1/4" Pvc White	ea.	\$ 6.15
A30BH	Jolly Edge Trim 1/8" Alum Bahama	ea.	\$ 19.13
A30GS	Jolly Edge Trim 1/8" Alum Black	ea.	\$ 19.13
A30SB	Jolly Edge Trim 1/8" Alum Blk Brn	ea.	\$ 19.13
A30BW	Jolly Edge Trim 1/8" Alum Brt Wht	ea.	\$ 19.13
A30PG	Jolly Edge Trim 1/8" Alum Cla Grey	ea.	\$ 19.13
A30G	Jolly Edge Trim 1/8" Alum Grey	ea.	\$ 19.13
A30HB	Jolly Edge Trim 1/8" Alum Lt Beige	ea.	\$ 19.13
A30HG	Jolly Edge Trim 1/8" Alum Lt Grey	ea.	\$ 19.13
A30MBW	Jolly Edge Trim 1/8" Alum Mat Bright White	ea.	\$ 31.58
A30MGS	Jolly Edge Trim 1/8" Alum Matte Blk	ea.	\$ 31.58
A30GM	Jolly Edge Trim 1/8" Alum Metallic Gray	ea.	\$ 19.13
A30SP	Jolly Edge Trim 1/8" Alum Sand Pbl	ea.	\$ 19.13
A30W	Jolly Edge Trim 1/8" Alum White	ea.	\$ 19.13
A45BH	Jolly Edge Trim 3/16" Alum Bahama	ea.	\$ 19.41
A45GS	Jolly Edge Trim 3/16" Alum Black	ea.	\$ 19.41
A45SB	Jolly Edge Trim 3/16" Alum Blk Brn	ea.	\$ 19.41
A45AGSG	Jolly Edge Trim 3/16" Alum Bright Black	ea.	\$ 20.06
A45BW	Jolly Edge Trim 3/16" Alum Brt Wht	ea.	\$ 19.41
A45PG	Jolly Edge Trim 3/16" Alum Cla Grey	ea.	\$ 19.41
A45G	Jolly Edge Trim 3/16" Alum Grey	ea.	\$ 19.41
A45HB	Jolly Edge Trim 3/16" Alum Lt Beige	ea.	\$ 19.41
A45HG	Jolly Edge Trim 3/16" Alum Lt Grey	ea.	\$ 19.41
A45MBW	Jolly Edge Trim 3/16" Alum Mat Bright White	ea.	\$ 32.22
A45MGS	Jolly Edge Trim 3/16" Alum Matte Blk	ea.	\$ 32.22
A45GM	Jolly Edge Trim 3/16" Alum Metallic Gray	ea.	\$ 19.41
A45SP	Jolly Edge Trim 3/16" Alum Sand Pbl	ea.	\$ 19.41
A45W	Jolly Edge Trim 3/16" Alum White	ea.	\$ 19.41
BH45	Jolly Edge Trim 3/16" Pvc Bahama	ea.	\$ 5.59
GS45	Jolly Edge Trim 3/16" Pvc Black	ea.	\$ 5.59
BW45	Jolly Edge Trim 3/16" Pvc Brt Wht	ea.	\$ 5.59
G45	Jolly Edge Trim 3/16" Pvc Grey	ea.	\$ 5.59
HB45	Jolly Edge Trim 3/16" Pvc Lt Beige	ea.	\$ 5.59
HG45	Jolly Edge Trim 3/16" Pvc Lt Grey	ea.	\$ 5.59
SP45	Jolly Edge Trim 3/16" Pvc Sand Pbl	ea.	\$ 5.59
W45	Jolly Edge Trim 3/16" Pvc White	ea.	\$ 5.59
A100ABGB	Jolly Edge Trim 3/8" Alum Antq Bronze	ea.	\$ 26.56
A100ABGB300	Jolly Edge Trim 3/8" Alum Antq Bronze 10'	ea.	\$ 33.23
A100BH	Jolly Edge Trim 3/8" Alum Bahama	ea.	\$ 22.35
A100TSB	Jolly Edge Trim 3/8" Alum Beige	ea.	\$ 42.83
A100GS	Jolly Edge Trim 3/8" Alum Black	ea.	\$ 22.35
A100SB	Jolly Edge Trim 3/8" Alum Blk Brn	ea.	\$ 22.35
A100AGSG	Jolly Edge Trim 3/8" Alum Bright Black	ea.	\$ 22.68
A100TSOB	Jolly Edge Trim 3/8" Alum Bronze	ea.	\$ 42.83
A100BW	Jolly Edge Trim 3/8" Alum Brt Wht	ea.	\$ 22.35
A100AMGB	Jolly Edge Trim 3/8" Alum Brush Brass	ea.	\$ 22.89
A100ACGB	Jolly Edge Trim 3/8" Alum Brush Chrome	ea.	\$ 24.12
A100AKGB	Jolly Edge Trim 3/8" Alum Brush Copper	ea.	\$ 24.18
A100AGRB	Jolly Edge Trim 3/8" Alum Brush Graphite	ea.	\$ 25.95

SCHLUTER

<u>CODE</u>	<u>DESCRIPTION</u>	<u>UNIT -></u>	<u>PRICE</u>
A100ATGB	Jolly Edge Trim 3/8" Alum Brush Nickel	ea.	\$ 23.72
A100PG	Jolly Edge Trim 3/8" Alum Cla Grey	ea.	\$ 22.35
A100TSC	Jolly Edge Trim 3/8" Alum Cream	ea.	\$ 42.83
A100TSDA	Jolly Edge Trim 3/8" Alum Dark Anthracite	ea.	\$ 42.83
A100TSBG	Jolly Edge Trim 3/8" Alum Greige	ea.	\$ 42.83
A100G	Jolly Edge Trim 3/8" Alum Grey	ea.	\$ 22.35
A100TSI	Jolly Edge Trim 3/8" Alum Ivory	ea.	\$ 42.83
A100TSLA	Jolly Edge Trim 3/8" Alum Light Anthracite	ea.	\$ 42.83
A100HB	Jolly Edge Trim 3/8" Alum Lt Beige	ea.	\$ 22.35
A100HG	Jolly Edge Trim 3/8" Alum Lt Grey	ea.	\$ 22.35
A100MBW	Jolly Edge Trim 3/8" Alum Mat Bright White	ea.	\$ 34.26
A100MGS	Jolly Edge Trim 3/8" Alum Matte Blk	ea.	\$ 34.26
A100GM	Jolly Edge Trim 3/8" Alum Metallic Gray	ea.	\$ 22.35
A100TSG	Jolly Edge Trim 3/8" Alum Pewter	ea.	\$ 42.83
A100AMG	Jolly Edge Trim 3/8" Alum Polish Brass	ea.	\$ 21.52
A100ACG	Jolly Edge Trim 3/8" Alum Polish Chrome	ea.	\$ 19.38
A100ACG300	Jolly Edge Trim 3/8" Alum Polish Chrome 10'	ea.	\$ 24.20
A100AKG	Jolly Edge Trim 3/8" Alum Polish Copper	ea.	\$ 22.91
A100ATG	Jolly Edge Trim 3/8" Alum Polish Nickel	ea.	\$ 22.91
A100RB	Jolly Edge Trim 3/8" Alum Red Brn	ea.	\$ 22.35
A100TSR	Jolly Edge Trim 3/8" Alum Rustic Brown	ea.	\$ 42.83
A100SP	Jolly Edge Trim 3/8" Alum Sand Pbl	ea.	\$ 22.35
A100AM	Jolly Edge Trim 3/8" Alum Satin Brass	ea.	\$ 19.08
A100AK	Jolly Edge Trim 3/8" Alum Satin Copper	ea.	\$ 20.36
A100AT	Jolly Edge Trim 3/8" Alum Satin Nickel	ea.	\$ 19.58
A100AT300	Jolly Edge Trim 3/8" Alum Satin Nickel 10'	ea.	\$ 24.54
A100TSSG	Jolly Edge Trim 3/8" Alum Stone Grey	ea.	\$ 42.83
A100W	Jolly Edge Trim 3/8" Alum White	ea.	\$ 22.35
MC100	Jolly Edge Trim 3/8" Chrome-Plated Brass	ea.	\$ 122.58
BH100	Jolly Edge Trim 3/8" Pvc Bahama	ea.	\$ 8.06
GS100	Jolly Edge Trim 3/8" Pvc Black	ea.	\$ 8.06
BW100	Jolly Edge Trim 3/8" Pvc Brt Wht	ea.	\$ 8.06
BW100300	Jolly Edge Trim 3/8" Pvc Brt Wht 10'	ea.	\$ 10.06
PG100	Jolly Edge Trim 3/8" Pvc Cla Grey	ea.	\$ 8.06
G100	Jolly Edge Trim 3/8" Pvc Grey	ea.	\$ 8.06
HB100	Jolly Edge Trim 3/8" Pvc Lt Beige	ea.	\$ 8.06
HG100	Jolly Edge Trim 3/8" Pvc Lt Grey	ea.	\$ 8.06
SP100	Jolly Edge Trim 3/8" Pvc Sand Pbl	ea.	\$ 8.06
W100	Jolly Edge Trim 3/8" Pvc White	ea.	\$ 8.06
A80ABGB	Jolly Edge Trim 5/16" Alum Antq Bronze	ea.	\$ 26.26
A80ABGB300	Jolly Edge Trim 5/16" Alum Antq Bronze 10'	ea.	\$ 32.82
A80BH	Jolly Edge Trim 5/16" Alum Bahama	ea.	\$ 21.06
A80TSB	Jolly Edge Trim 5/16" Alum Beige	ea.	\$ 42.00
A80GS	Jolly Edge Trim 5/16" Alum Black	ea.	\$ 21.06
A80SB	Jolly Edge Trim 5/16" Alum Blk Brn	ea.	\$ 21.06
A80AGSG	Jolly Edge Trim 5/16" Alum Bright Black	ea.	\$ 22.06
A80TSOB	Jolly Edge Trim 5/16" Alum Bronze	ea.	\$ 42.00
A80BW	Jolly Edge Trim 5/16" Alum Brt Wht	ea.	\$ 21.06
A80AMGB	Jolly Edge Trim 5/16" Alum Brush Brass	ea.	\$ 22.26
A80ACGB	Jolly Edge Trim 5/16" Alum Brush Chrome	ea.	\$ 22.26
A80AKGB	Jolly Edge Trim 5/16" Alum Brush Copper	ea.	\$ 22.89
A80AGRB	Jolly Edge Trim 5/16" Alum Brush Graphite	ea.	\$ 25.17
A80ATGB	Jolly Edge Trim 5/16" Alum Brush Nickel	ea.	\$ 22.46
A80PG	Jolly Edge Trim 5/16" Alum Cla Grey	ea.	\$ 21.06
A80TSC	Jolly Edge Trim 5/16" Alum Cream	ea.	\$ 42.00
A80TSDA	Jolly Edge Trim 5/16" Alum Dark Anthracite	ea.	\$ 42.00
A80TSBG	Jolly Edge Trim 5/16" Alum Greige	ea.	\$ 42.00
A80G	Jolly Edge Trim 5/16" Alum Grey	ea.	\$ 21.06
A80TSI	Jolly Edge Trim 5/16" Alum Ivory	ea.	\$ 42.00
A80TSLA	Jolly Edge Trim 5/16" Alum Light Anthracite	ea.	\$ 42.00
A80HB	Jolly Edge Trim 5/16" Alum Lt Beige	ea.	\$ 21.06
A80HG	Jolly Edge Trim 5/16" Alum Lt Grey	ea.	\$ 21.06
A80MBW	Jolly Edge Trim 5/16" Alum Mat Bright White	ea.	\$ 33.60
A80MGS	Jolly Edge Trim 5/16" Alum Matte Blk	ea.	\$ 33.60

SCHLUTER

CODE	DESCRIPTION	UNIT ->	PRICE
A80GM	Jolly Edge Trim 5/16" Alum Metallic Gray	ea.	\$ 21.06
A80TSG	Jolly Edge Trim 5/16" Alum Pewter	ea.	\$ 42.00
A80AMG	Jolly Edge Trim 5/16" Alum Polish Brass	ea.	\$ 20.75
A80ACG	Jolly Edge Trim 5/16" Alum Polish Chrome	ea.	\$ 18.98
A80ACG300	Jolly Edge Trim 5/16" Alum Polish Chrome 10'	ea.	\$ 23.79
A80AKG	Jolly Edge Trim 5/16" Alum Polish Copper	ea.	\$ 22.29
A80ATG	Jolly Edge Trim 5/16" Alum Polish Nickel	ea.	\$ 22.29
A80RB	Jolly Edge Trim 5/16" Alum Red Brn	ea.	\$ 21.06
A80TSR	Jolly Edge Trim 5/16" Alum Rustic Brown	ea.	\$ 42.00
A80SP	Jolly Edge Trim 5/16" Alum Sand Pbl	ea.	\$ 21.06
A80AM	Jolly Edge Trim 5/16" Alum Satin Brass	ea.	\$ 18.07
A80AK	Jolly Edge Trim 5/16" Alum Satin Copper	ea.	\$ 19.71
A80AT	Jolly Edge Trim 5/16" Alum Satin Nickel	ea.	\$ 18.97
A80AT300	Jolly Edge Trim 5/16" Alum Satin Nickel 10'	ea.	\$ 23.75
A80TSSG	Jolly Edge Trim 5/16" Alum Stone Grey	ea.	\$ 42.00
A80W	Jolly Edge Trim 5/16" Alum White	ea.	\$ 21.06
MC80	Jolly Edge Trim 5/16" Chrome-Plated Brass	ea.	\$ 121.04
BH80	Jolly Edge Trim 5/16" Pvc Bahama	ea.	\$ 7.26
GS80	Jolly Edge Trim 5/16" Pvc Black	ea.	\$ 7.26
BW80	Jolly Edge Trim 5/16" Pvc Brt Wht	ea.	\$ 7.26
BW80300	Jolly Edge Trim 5/16" Pvc Brt Wht 10'	ea.	\$ 9.09
PG80	Jolly Edge Trim 5/16" Pvc Cla Grey	ea.	\$ 7.26
G80	Jolly Edge Trim 5/16" Pvc Grey	ea.	\$ 7.26
HB80	Jolly Edge Trim 5/16" Pvc Lt Beige	ea.	\$ 7.26
HG80	Jolly Edge Trim 5/16" Pvc Lt Grey	ea.	\$ 7.26
SP80	Jolly Edge Trim 5/16" Pvc Sand Pbl	ea.	\$ 7.26
W80	Jolly Edge Trim 5/16" Pvc White	ea.	\$ 7.26
A110BH	Jolly Edge Trim 7/16" Alum Bahama	ea.	\$ 23.06
A110TSB	Jolly Edge Trim 7/16" Alum Beige	ea.	\$ 43.27
A110GS	Jolly Edge Trim 7/16" Alum Black	ea.	\$ 23.06
A110SB	Jolly Edge Trim 7/16" Alum Black Brown	ea.	\$ 23.06
A110BW	Jolly Edge Trim 7/16" Alum Bright White	ea.	\$ 23.06
A110TSOB	Jolly Edge Trim 7/16" Alum Bronze	ea.	\$ 43.27
A110PG	Jolly Edge Trim 7/16" Alum Classic Gray	ea.	\$ 23.06
A110TSC	Jolly Edge Trim 7/16" Alum Cream	ea.	\$ 43.27
A110TSDA	Jolly Edge Trim 7/16" Alum Dark Anthracite	ea.	\$ 43.27
A110G	Jolly Edge Trim 7/16" Alum Gray	ea.	\$ 23.06
A110TSBG	Jolly Edge Trim 7/16" Alum Greige	ea.	\$ 43.27
A110TSI	Jolly Edge Trim 7/16" Alum Ivory	ea.	\$ 43.27
A110TSLA	Jolly Edge Trim 7/16" Alum Light Anthracite	ea.	\$ 43.27
A110HB	Jolly Edge Trim 7/16" Alum Light Beige	ea.	\$ 23.06
A110HG	Jolly Edge Trim 7/16" Alum Light Gray	ea.	\$ 23.06
A110MBW	Jolly Edge Trim 7/16" Alum Mat Bright White	ea.	\$ 34.62
A110MGS	Jolly Edge Trim 7/16" Alum Matte Blk	ea.	\$ 34.62
A110GM	Jolly Edge Trim 7/16" Alum Metallic Gray	ea.	\$ 23.06
A110TSG	Jolly Edge Trim 7/16" Alum Pewter	ea.	\$ 43.27
A110TSR	Jolly Edge Trim 7/16" Alum Rustic Brown	ea.	\$ 43.27
A110SP	Jolly Edge Trim 7/16" Alum Sand Pbl	ea.	\$ 23.06
A110TSSG	Jolly Edge Trim 7/16" Alum Stone Grey	ea.	\$ 43.27
A110W	Jolly Edge Trim 7/16" Alum White	ea.	\$ 23.06
GS110	Jolly Edge Trim 7/16" Black	ea.	\$ 8.30
BW110	Jolly Edge Trim 7/16" Brt Whtht	ea.	\$ 8.30
PG110	Jolly Edge Trim 7/16" Cla Grey	ea.	\$ 8.30
G110	Jolly Edge Trim 7/16" Grey	ea.	\$ 8.30
HB110	Jolly Edge Trim 7/16" Lt Beige	ea.	\$ 8.30
HG110	Jolly Edge Trim 7/16" Lt Grey	ea.	\$ 8.30
BH110	Jolly Edge Trim 7/16" Pvc Bahama	ea.	\$ 8.30
SP110	Jolly Edge Trim 7/16" Sand Pbl	ea.	\$ 8.30
W110	Jolly Edge Trim 7/16" White	ea.	\$ 8.30
PG45	Jolly Edge Trim 9/16" Pvc Cla Grey	ea.	\$ 5.59
BW60J	Jolly-Junior 1/4" Bright White	ea.	\$ 3.96
HB110J	Jolly-Junior 1/4" Light Beige	ea.	\$ 4.58
PG110J	Jolly-Junior 1/4" Light Grey	ea.	\$ 4.58
SP110J	Jolly-Junior 1/4" Sand Pebble	ea.	\$ 4.58

SCHLUTER

<u>CODE</u>	<u>DESCRIPTION</u>	<u>UNIT -></u>	<u>PRICE</u>
BW80J	Jolly-Junior 5/16" Bright White	ea.	\$ 4.16
HB60J	Jolly-Junior 5/16" Light Beige	ea.	\$ 3.96
PG60J	Jolly-Junior 5/16" Light Grey	ea.	\$ 3.96
SP60J	Jolly-Junior 5/16" Sand Pebble	ea.	\$ 3.96
BW110J	Jolly-Junior 7/16" Bright White	ea.	\$ 4.58
HB80J	Jolly-Junior 7/16" Light Beige	ea.	\$ 4.16
PG80J	Jolly-Junior 7/16" Light Grey	ea.	\$ 4.16
SP80J	Jolly-Junior 7/16" Sand Pebble	ea.	\$ 4.16
RA125ABGB	Jolly-Radius Edge Trim 1/2" Alum Antq Bronze	ea.	\$ 33.29
RA125BH	Jolly-Radius Edge Trim 1/2" Alum Bahama	ea.	\$ 29.16
RA125SB	Jolly-Radius Edge Trim 1/2" Alum Blk Brn	ea.	\$ 29.16
RA125AGSG	Jolly-Radius Edge Trim 1/2" Alum Bright Black	ea.	\$ 28.73
RA125BW	Jolly-Radius Edge Trim 1/2" Alum Brt Wht	ea.	\$ 29.16
RA125AMGB	Jolly-Radius Edge Trim 1/2" Alum Brush Brass	ea.	\$ 28.94
RA125ACGB	Jolly-Radius Edge Trim 1/2" Alum Brush Chrome	ea.	\$ 30.20
RA125AKGB	Jolly-Radius Edge Trim 1/2" Alum Brush Copper	ea.	\$ 30.22
RA125AGRB	Jolly-Radius Edge Trim 1/2" Alum Brush Graphite	ea.	\$ 32.14
RA125ATGB	Jolly-Radius Edge Trim 1/2" Alum Brush Nickel	ea.	\$ 30.22
RA125PG	Jolly-Radius Edge Trim 1/2" Alum Cla Grey	ea.	\$ 29.16
RA125G	Jolly-Radius Edge Trim 1/2" Alum Grey	ea.	\$ 29.16
RA125HB	Jolly-Radius Edge Trim 1/2" Alum Lt Beige	ea.	\$ 29.16
RA125HG	Jolly-Radius Edge Trim 1/2" Alum Lt Grey	ea.	\$ 29.16
RA125MBW	Jolly-Radius Edge Trim 1/2" Alum Mat Bright White	ea.	\$ 40.70
RA125MGS	Jolly-Radius Edge Trim 1/2" Alum Matte Blk	ea.	\$ 40.70
RA125AMG	Jolly-Radius Edge Trim 1/2" Alum Polish Brass	ea.	\$ 27.69
RA125ACG	Jolly-Radius Edge Trim 1/2" Alum Polish Chrome	ea.	\$ 25.45
RA125AKG	Jolly-Radius Edge Trim 1/2" Alum Polish Copper	ea.	\$ 28.94
RA125ATG	Jolly-Radius Edge Trim 1/2" Alum Polish Nickel	ea.	\$ 28.94
RA125RB	Jolly-Radius Edge Trim 1/2" Alum Red Brn	ea.	\$ 29.16
RA125SP	Jolly-Radius Edge Trim 1/2" Alum Sand Pbl	ea.	\$ 29.16
RA125AM	Jolly-Radius Edge Trim 1/2" Alum Satin Brass	ea.	\$ 25.26
RA125AK	Jolly-Radius Edge Trim 1/2" Alum Satin Copper	ea.	\$ 27.02
RA125AT	Jolly-Radius Edge Trim 1/2" Alum Satin Nickel	ea.	\$ 26.20
RA125W	Jolly-Radius Edge Trim 1/2" Alum White	ea.	\$ 29.16
RMC125	Jolly-Radius Edge Trim 1/2" Chrome-Plated Brass	ea.	\$ 130.04
RA60ABGB	Jolly-Radius Edge Trim 1/4" Alum Antq Bronze	ea.	\$ 30.38
RA60BH	Jolly-Radius Edge Trim 1/4" Alum Bahama	ea.	\$ 25.53
RA60AGSG	Jolly-Radius Edge Trim 1/4" Alum Bright Black	ea.	\$ 26.44
RA60BW	Jolly-Radius Edge Trim 1/4" Alum Brt Wht	ea.	\$ 25.53
RA60AMGB	Jolly-Radius Edge Trim 1/4" Alum Brush Brass	ea.	\$ 26.39
RA60ACGB	Jolly-Radius Edge Trim 1/4" Alum Brush Chrome	ea.	\$ 27.52
RA60AKGB	Jolly-Radius Edge Trim 1/4" Alum Brush Copper	ea.	\$ 27.02
RA60AGRB	Jolly-Radius Edge Trim 1/4" Alum Brush Graphite	ea.	\$ 29.33
RA60ATGB	Jolly-Radius Edge Trim 1/4" Alum Brush Nickel	ea.	\$ 27.02
RA60PG	Jolly-Radius Edge Trim 1/4" Alum Cla Grey	ea.	\$ 25.53
RA60G	Jolly-Radius Edge Trim 1/4" Alum Grey	ea.	\$ 25.53
RA60HB	Jolly-Radius Edge Trim 1/4" Alum Lt Beige	ea.	\$ 25.53
RA60HG	Jolly-Radius Edge Trim 1/4" Alum Lt Grey	ea.	\$ 25.53
RA60MBW	Jolly-Radius Edge Trim 1/4" Alum Mat Bright White	ea.	\$ 38.28
RA60MGS	Jolly-Radius Edge Trim 1/4" Alum Matte Blk	ea.	\$ 38.28
RA60AMG	Jolly-Radius Edge Trim 1/4" Alum Polish Brass	ea.	\$ 25.25
RA60ACG	Jolly-Radius Edge Trim 1/4" Alum Polish Chrome	ea.	\$ 23.69
RA60AKG	Jolly-Radius Edge Trim 1/4" Alum Polish Copper	ea.	\$ 26.64
RA60ATG	Jolly-Radius Edge Trim 1/4" Alum Polish Nickel	ea.	\$ 26.64
RA60SP	Jolly-Radius Edge Trim 1/4" Alum Sand Pbl	ea.	\$ 25.53
RA60AM	Jolly-Radius Edge Trim 1/4" Alum Satin Brass	ea.	\$ 22.83
RA60AK	Jolly-Radius Edge Trim 1/4" Alum Satin Copper	ea.	\$ 23.87
RA60AT	Jolly-Radius Edge Trim 1/4" Alum Satin Nickel	ea.	\$ 23.49
RA60W	Jolly-Radius Edge Trim 1/4" Alum White	ea.	\$ 25.53
RMC60	Jolly-Radius Edge Trim 1/4" Chrome-Plated Brass	ea.	\$ 122.28
RA30BH	Jolly-Radius Edge Trim 1/8" Alum Bahama	ea.	\$ 24.53
RA30BW	Jolly-Radius Edge Trim 1/8" Alum Brt Wht	ea.	\$ 24.53
RA30PG	Jolly-Radius Edge Trim 1/8" Alum Cla Grey	ea.	\$ 24.53
RA30G	Jolly-Radius Edge Trim 1/8" Alum Grey	ea.	\$ 24.53

SCHLUTER

CODE	DESCRIPTION	UNIT ->	PRICE
RA30HB	Jolly-Radius Edge Trim 1/8" Alum Lt Beige	ea.	\$ 24.53
RA30HG	Jolly-Radius Edge Trim 1/8" Alum Lt Grey	ea.	\$ 24.53
RA30MBW	Jolly-Radius Edge Trim 1/8" Alum Mat Bright White	ea.	\$ 36.98
RA30MGS	Jolly-Radius Edge Trim 1/8" Alum Matte Blk	ea.	\$ 36.98
RA30SP	Jolly-Radius Edge Trim 1/8" Alum Sand Pbl	ea.	\$ 24.53
RA30W	Jolly-Radius Edge Trim 1/8" Alum White	ea.	\$ 24.53
RA45BH	Jolly-Radius Edge Trim 3/16" Alum Bahama	ea.	\$ 24.81
RA45AGSG	Jolly-Radius Edge Trim 3/16" Alum Bright Black	ea.	\$ 25.46
RA45BW	Jolly-Radius Edge Trim 3/16" Alum Brt Wht	ea.	\$ 24.81
RA45PG	Jolly-Radius Edge Trim 3/16" Alum Cla Grey	ea.	\$ 24.81
RA45G	Jolly-Radius Edge Trim 3/16" Alum Grey	ea.	\$ 24.81
RA45HB	Jolly-Radius Edge Trim 3/16" Alum Lt Beige	ea.	\$ 24.81
RA45HG	Jolly-Radius Edge Trim 3/16" Alum Lt Grey	ea.	\$ 24.81
RA45MBW	Jolly-Radius Edge Trim 3/16" Alum Mat Bright White	ea.	\$ 37.62
RA45MGS	Jolly-Radius Edge Trim 3/16" Alum Matte Blk	ea.	\$ 37.62
RA45SP	Jolly-Radius Edge Trim 3/16" Alum Sand Pbl	ea.	\$ 24.81
RA45W	Jolly-Radius Edge Trim 3/16" Alum White	ea.	\$ 24.81
RA100ABGB	Jolly-Radius Edge Trim 3/8" Alum Antq Bronze	ea.	\$ 31.96
RA100BH	Jolly-Radius Edge Trim 3/8" Alum Bahama	ea.	\$ 27.75
RA100SB	Jolly-Radius Edge Trim 3/8" Alum Blk Brn	ea.	\$ 27.75
RA100AGSG	Jolly-Radius Edge Trim 3/8" Alum Bright Black	ea.	\$ 28.08
RA100BW	Jolly-Radius Edge Trim 3/8" Alum Brt Wht	ea.	\$ 27.75
RA100AMGB	Jolly-Radius Edge Trim 3/8" Alum Brush Brass	ea.	\$ 28.29
RA100ACGB	Jolly-Radius Edge Trim 3/8" Alum Brush Chrome	ea.	\$ 29.52
RA100AKGB	Jolly-Radius Edge Trim 3/8" Alum Brush Copper	ea.	\$ 29.58
RA100AGRB	Jolly-Radius Edge Trim 3/8" Alum Brush Graphite	ea.	\$ 31.35
RA100ATGB	Jolly-Radius Edge Trim 3/8" Alum Brush Nickel	ea.	\$ 29.12
RA100PG	Jolly-Radius Edge Trim 3/8" Alum Cla Grey	ea.	\$ 27.75
RA100G	Jolly-Radius Edge Trim 3/8" Alum Grey	ea.	\$ 27.75
RA100HB	Jolly-Radius Edge Trim 3/8" Alum Lt Beige	ea.	\$ 27.75
RA100HG	Jolly-Radius Edge Trim 3/8" Alum Lt Grey	ea.	\$ 27.75
RA100MBW	Jolly-Radius Edge Trim 3/8" Alum Mat Bright White	ea.	\$ 39.66
RA100MGS	Jolly-Radius Edge Trim 3/8" Alum Matte Blk	ea.	\$ 39.66
RA100AMG	Jolly-Radius Edge Trim 3/8" Alum Polish Brass	ea.	\$ 26.92
RA100ACG	Jolly-Radius Edge Trim 3/8" Alum Polish Chrome	ea.	\$ 24.78
RA100AKG	Jolly-Radius Edge Trim 3/8" Alum Polish Copper	ea.	\$ 28.31
RA100ATG	Jolly-Radius Edge Trim 3/8" Alum Polish Nickel	ea.	\$ 28.31
RA100RB	Jolly-Radius Edge Trim 3/8" Alum Red Brn	ea.	\$ 27.75
RA100SP	Jolly-Radius Edge Trim 3/8" Alum Sand Pbl	ea.	\$ 27.75
RA100AM	Jolly-Radius Edge Trim 3/8" Alum Satin Brass	ea.	\$ 24.48
RA100AK	Jolly-Radius Edge Trim 3/8" Alum Satin Copper	ea.	\$ 25.76
RA100AT	Jolly-Radius Edge Trim 3/8" Alum Satin Nickel	ea.	\$ 24.98
RA100W	Jolly-Radius Edge Trim 3/8" Alum White	ea.	\$ 27.75
RMC100	Jolly-Radius Edge Trim 3/8" Chrome-Plated Brass	ea.	\$ 127.98
RA80ABGB	Jolly-Radius Edge Trim 5/16" Alum Antq Bronze	ea.	\$ 31.66
RA80BH	Jolly-Radius Edge Trim 5/16" Alum Bahama	ea.	\$ 26.46
RA80SB	Jolly-Radius Edge Trim 5/16" Alum Blk Brn	ea.	\$ 26.46
RA80AGSG	Jolly-Radius Edge Trim 5/16" Alum Bright Black	ea.	\$ 27.46
RA80BW	Jolly-Radius Edge Trim 5/16" Alum Brt Wht	ea.	\$ 26.46
RA80AMGB	Jolly-Radius Edge Trim 5/16" Alum Brush Brass	ea.	\$ 27.66
RA80ACGB	Jolly-Radius Edge Trim 5/16" Alum Brush Chrome	ea.	\$ 27.66
RA80AKGB	Jolly-Radius Edge Trim 5/16" Alum Brush Copper	ea.	\$ 28.29
RA80AGRB	Jolly-Radius Edge Trim 5/16" Alum Brush Graphite	ea.	\$ 30.57
RA80ATGB	Jolly-Radius Edge Trim 5/16" Alum Brush Nickel	ea.	\$ 27.86
RA80PG	Jolly-Radius Edge Trim 5/16" Alum Cla Grey	ea.	\$ 26.46
RA80G	Jolly-Radius Edge Trim 5/16" Alum Grey	ea.	\$ 26.46
RA80HB	Jolly-Radius Edge Trim 5/16" Alum Lt Beige	ea.	\$ 26.46
RA80HG	Jolly-Radius Edge Trim 5/16" Alum Lt Grey	ea.	\$ 26.46
RA80MBW	Jolly-Radius Edge Trim 5/16" Alum Mat Bright White	ea.	\$ 39.00
RA80MGS	Jolly-Radius Edge Trim 5/16" Alum Matte Blk	ea.	\$ 39.00
RA80AMG	Jolly-Radius Edge Trim 5/16" Alum Polish Brass	ea.	\$ 26.15
RA80ACG	Jolly-Radius Edge Trim 5/16" Alum Polish Chrome	ea.	\$ 24.38
RA80AKG	Jolly-Radius Edge Trim 5/16" Alum Polish Copper	ea.	\$ 27.69
RA80ATG	Jolly-Radius Edge Trim 5/16" Alum Polish Nickel	ea.	\$ 27.69

SCHLUTER

<u>CODE</u>	<u>DESCRIPTION</u>	<u>UNIT -></u>	<u>PRICE</u>
RA80RB	Jolly-Radius Edge Trim 5/16" Alum Red Brn	ea.	\$ 26.46
RA80SP	Jolly-Radius Edge Trim 5/16" Alum Sand Pbl	ea.	\$ 26.46
RA80AM	Jolly-Radius Edge Trim 5/16" Alum Satin Brass	ea.	\$ 23.47
RA80AK	Jolly-Radius Edge Trim 5/16" Alum Satin Copper	ea.	\$ 25.11
RA80AT	Jolly-Radius Edge Trim 5/16" Alum Satin Nickel	ea.	\$ 24.37
RA80W	Jolly-Radius Edge Trim 5/16" Alum White	ea.	\$ 26.46
RMC80	Jolly-Radius Edge Trim 5/16" Chrome-Plated Brass	ea.	\$ 126.44
RA110MBW	Jolly-Radius Edge Trim 7/16" Alum Mat Bright White	ea.	\$ 40.02
RA110MGS	Jolly-Radius Edge Trim 7/16" Alum Matte Blk	ea.	\$ 40.02
TRLKER	Kerdi Trowel 1/8" X 1/8" Square Notch	ea.	\$ 37.74
TRLKER6	Kerdi Trowel 1/8" X 1/8" Square Notch (6)	ea.	\$ 226.46
KERDI2007M	Kerdi Waterproofing Membrane 3' 3" X 23' = 75 Sf	ea.	\$ 217.26
KERDI2005M	Kerdi Waterproofing Membrane 3'3" X 16'5" = 54 Sf	ea.	\$ 157.69
KERDI20010M	Kerdi Waterproofing Membrane 3'3" X 33' = 108 Sf	ea.	\$ 309.76
KERDI20020M	Kerdi Waterproofing Membrane 3'3" X 66' = 215 Sf	ea.	\$ 580.38
KERDI200	Kerdi Waterproofing Membrane 3'3" X 98'5" = 323 Sf	ea.	\$ 2.57
KERDI20020015M	KERDI WATERPROOFING MEMBRANE 6'7" X 49'2.5"=32	ea.	\$ 2.57
KERDI200200	Kerdi Waterproofing Membrane 6'7" X 98'5" = 646 Sf	ea.	\$ 2.48
KEBA1002505M	Kerdi-Band 10" Waterproofing Strip 16' 5"	ea.	\$ 47.98
KEBA100250	Kerdi-Band 10" Waterproofing Strip 98' 5"	ea.	\$ 250.23
KEBA1001255M	Kerdi-Band 5" Waterproofing Strip 16' 5"	ea.	\$ 29.94
KEBA10012510M	Kerdi-Band 5" Waterproofing Strip 32' 10"	ea.	\$ 56.87
KEBA100125	Kerdi-Band 5" Waterproofing Strip 98' 5"	ea.	\$ 140.00
KEBA100125300	Kerdi-Band 5" Waterproofing Strip 984'	ea.	\$ 1,259.93
KEBA1001855M	Kerdi-Band 7-1/4" Waterproofing Strip 16' 5"	ea.	\$ 39.18
KEBA100185	Kerdi-Band 7-1/4" Waterproofing Strip 98' 5"	ea.	\$ 194.50
KKB7	Kerdi-Bathtub-Kit 7 Sq. Meter	ea.	\$ 307.95
KBZS35GT32Z100	Kerdi-Board 1-5/8" Screws (100) + Washers (100)	ea.	\$ 31.79
KBZS35GT32Z	Kerdi-Board 1-5/8" Screws (40) + Washers (40)	ea.	\$ 16.84
KBKIT	Kerdi-Board Kit	ea.	\$ 808.52
KB256252440	Kerdi-Board Panel 1" X 24-1/2" X 96"	ea.	\$ 86.76
KB121220812	Kerdi-Board Panel 1/2" X 48" X 32"	ea.	\$ 49.80
KB1212201625	Kerdi-Board Panel 1/2" X 48" X 64"	ea.	\$ 99.63
KB1212202440	Kerdi-Board Panel 1/2" X 48" X 96"	ea.	\$ 149.42
KB386252440	Kerdi-Board Panel 1-1/2" X 24-1/2" X 96"	ea.	\$ 99.42
KB506252440	Kerdi-Board Panel 2" X 24-1/2" X 96"	ea.	\$ 111.69
KB512201625	Kerdi-Board Panel 3/16" X 48" X 64"	ea.	\$ 90.75
KB512202440	Kerdi-Board Panel 3/16" X 48" X 96"	ea.	\$ 136.07
KB196252440	Kerdi-Board Panel 3/4" X 24-1/2" X 96"	ea.	\$ 81.69
KB912201625	Kerdi-Board Panel 3/8" X 48" X 64"	ea.	\$ 95.21
KB912202440	Kerdi-Board Panel 3/8" X 48" X 96"	ea.	\$ 142.76
KB1512203050	Kerdi-Board Panel 5/8" X 48" X 120"	ea.	\$ 202.74
KB1512202440	Kerdi-Board Panel 5/8" X 48" X 96"	ea.	\$ 168.95
KB256252440E	Kerdi-Board-E Panel 1" X 24-1/2" X 96"	ea.	\$ 113.70
KB196252440E	Kerdi-Board-E Panel 3/4" X 24-1/2" X 96"	ea.	\$ 107.10
KB5B290970RA	Kerdi-Board-Sb Bench 11-1/2" X 38" Rectangular	ea.	\$ 384.46
KBSB410TA	Kerdi-Board-Sb Bench 16" X 16" Triangular	ea.	\$ 231.60
KBSB4101220RA	Kerdi-Board-Sb Bench 16" X 48" Rectangular	ea.	\$ 507.24
KBSB610TA	Kerdi-Board-Sb Bench 24" X 24" Triangular	ea.	\$ 310.05
KBSC115150970	Kerdi-Board-Sc Curb 38" X 6" X 4-1/2"	ea.	\$ 85.44
KBSC1151501220	Kerdi-Board-Sc Curb 48" X 6" X 4-1/2"	ea.	\$ 93.89
KBSC1151501524	Kerdi-Board-Sc Curb 60" X 6" X 4-1/2"	ea.	\$ 134.97
KB12SN305305A	Kerdi-Board-Sn Shower Niche 12" X 12"	ea.	\$ 92.39
KB12SN305508A1	Kerdi-Board-Sn Shower Niche 12" X 20"	ea.	\$ 124.88
KB12SN305711A1	Kerdi-Board-Sn Shower Niche 12" X 28"	ea.	\$ 149.28
KB12SN305152A	Kerdi-Board-Sn Shower Niche 12" X 6"	ea.	\$ 77.14
KB196252440U20	Kerdi-Board-U Panel 3/4" X 24-1/2" X 96"	ea.	\$ 134.43
KB196252440U30	Kerdi-Board-U Panel 3/4" X 24-1/2" X 96"	ea.	\$ 134.43
KB256252440V	Kerdi-Board-V Panel 1" X 24-1/2" X 96"	ea.	\$ 108.14
KB386252440V	Kerdi-Board-V Panel 1-1/2" X 24-1/2" X 96"	ea.	\$ 119.05
KB506252440V	Kerdi-Board-V Panel 2" X 24-1/2" X 96"	ea.	\$ 131.31
KB196252440V	Kerdi-Board-V Panel 3/4" X 24-1/2" X 96"	ea.	\$ 99.29
EKBZA38EB	Kerdi-Board-Za Out Corner 1-1/2"	ea.	\$ 27.59
EKBZA50EB	Kerdi-Board-Za Out Corner 2"	ea.	\$ 27.59

SCHLUTER

<u>CODE</u>	<u>DESCRIPTION</u>	<u>UNIT -></u>	<u>PRICE</u>
KBZA25EB	Kerdi-Board-Za U-Shaped Prof 1" Perf 2 Sides	ea.	\$ 70.16
KBZA38EB	Kerdi-Board-Za U-Shaped Prof 1-1/2" Perf 2 Sides	ea.	\$ 76.53
KBZA50EB	Kerdi-Board-Za U-Shaped Prof 2" Perf 2 Sides	ea.	\$ 83.61
KBZA19EB	Kerdi-Board-Za U-Shaped Prof 3/4" Perf 2 Sides	ea.	\$ 64.96
KBZB25E	Kerdi-Board-Zb U-Shaped Prof 1" Perf 3 Sides	ea.	\$ 60.47
KBZB38E	Kerdi-Board-Zb U-Shaped Prof 1-1/2" Perf 3 Sides	ea.	\$ 65.43
KBZB50E	Kerdi-Board-Zb U-Shaped Prof 2" Perf 3 Sides	ea.	\$ 71.81
KBZB19E	Kerdi-Board-Zb U-Shaped Prof 3/4" Perf 3 Sides	ea.	\$ 55.98
EKBZC38EB	Kerdi-Board-Zb/-Zc Out Corner 1-1/2"	ea.	\$ 27.59
EKBZC50EB	Kerdi-Board-Zb/-Zc Out Corner 2"	ea.	\$ 27.59
KBZC38EB	Kerdi-Board-Zc U-Shaped Prof 1-1/2" Perf 1 Side	ea.	\$ 76.53
KBZC50EB	Kerdi-Board-Zc U-Shaped Prof 2" Perf 1 Side	ea.	\$ 83.61
VKBZ25EB	Kerdi-Board-Zc/Za 1" Ext Connector	ea.	\$ 8.70
VKBZ125E	Kerdi-Board-Zc/Za 1" Int Connector	ea.	\$ 5.38
VKBZ38EB	Kerdi-Board-Zc/Za 1-1/2" Ext Connector	ea.	\$ 8.70
VKBZ138E	Kerdi-Board-Zc/Za 1-1/2" Int Connector	ea.	\$ 5.38
VKBZ50EB	Kerdi-Board-Zc/Za 2" Ext Connector	ea.	\$ 8.70
VKBZ150E	Kerdi-Board-Zc/Za 2" Int Connector	ea.	\$ 5.38
VKBZ19EB	Kerdi-Board-Zc/Za 3/4" Ext Connector	ea.	\$ 8.70
VKBZ119E	Kerdi-Board-Zc/Za 3/4" Int Connector	ea.	\$ 5.38
KBZDK1210M	Kerdi-Board-Zdk Double-Sided Tape 1/2" X 33'	ea.	\$ 12.39
KBZDK3010M	Kerdi-Board-Zdk Double-Sided Tape 1-3/16" X 33'	ea.	\$ 30.14
KBZDK1910M	Kerdi-Board-Zdk Double-Sided Tape 3/4" X 33'	ea.	\$ 19.19
KBZFP35	Kerdi-Board-Zfp Flat Plastic Profile	ea.	\$ 14.18
KBZS35G	Kerdi-Board-Zs Coarse Thread Screws 1-5/8" (200)	ea.	\$ 20.23
KBZS55G	Kerdi-Board-Zs Coarse Thread Screws 2" (100)	ea.	\$ 14.82
KBZS75G	Kerdi-Board-Zs Coarse Thread Screws 3" (100)	ea.	\$ 22.61
KBZSA10045M	Kerdi-Board-Zsa Joint Reinforcement Tape 4" X 148'	ea.	\$ 22.02
KBZSD90Z	Kerdi-Board-Zsd Anchor Galv Steel 3-1/2" (25)	ea.	\$ 20.04
KBZSD110Z	Kerdi-Board-Zsd Anchor Galv Steel 4-5/16" (25)	ea.	\$ 23.04
KBZSD90E	Kerdi-Board-Zsd Anchor Stn Steel 3-1/2" (25)	ea.	\$ 37.32
KBZSD110E	Kerdi-Board-Zsd Anchor Stn Steel 4-5/16" (25)	ea.	\$ 43.09
KBZT32Z	Kerdi-Board-Zt Tab Washer Galv Steel 1-1/4" (100)	ea.	\$ 14.82
KBZT32ZL	Kerdi-Board-Zt Tab Washer Galv Steel 1-1/4" (1000)	ea.	\$ 122.81
KBZW30E15	Kerdi-Board-Zw Angle Profile Stn Steel 6"	ea.	\$ 2.18
KBZW30E	Kerdi-Board-Zw Angle Profile Stn Steel 8" 2-1/2"	ea.	\$ 32.37
KDGR6CE	Kerdi-Drain 6" Square Cleanout Cover	ea.	\$ 192.08
KD2ABSE	Kerdi-Drain Abs 2" Flange / 4" Grate Stn Steel	ea.	\$ 171.65
KDH2ABSFL	Kerdi-Drain Abs Horiz Outlet - No Corners And Seals	ea.	\$ 34.93
KDH2FLKABS	Kerdi-Drain Abs Horiz Outlet - With Corners And Seals	ea.	\$ 100.28
KDA5FLKABS	Kerdi-Drain Adaptor Flange Kit 5-1/4" Abs	ea.	\$ 100.28
KDA5FLKABS10	Kerdi-Drain Adaptor Flange Kit 5-1/4" Abs (10)	ea.	\$ 902.55
KDA7FLKABS	Kerdi-Drain Adaptor Flange Kit 7-1/4" Abs	ea.	\$ 137.52
KD2ABSFL10	Kerdi-Drain Flange 2" Abs (10)	ea.	\$ 311.94
KD2PVCFL10	Kerdi-Drain Flange 2" Pvc (10)	ea.	\$ 311.94
KD2EFL10	Kerdi-Drain Flange 2" Stainless Steel (10)	ea.	\$ 1,785.30
KD2FLKABS	Kerdi-Drain Flange Kit 2" Abs	ea.	\$ 100.28
KD2FLKABS10	Kerdi-Drain Flange Kit 2" Abs (10)	ea.	\$ 902.55
KD2FLKPVC	Kerdi-Drain Flange Kit 2" Pvc	ea.	\$ 100.28
KD2FLKPVC10	Kerdi-Drain Flange Kit 2" Pvc (10)	ea.	\$ 902.55
KD2FLKE	Kerdi-Drain Flange Kit 2" Stn Steel	ea.	\$ 287.84
KD2FLKETH	Kerdi-Drain Flange Kit 2" Stn Steel Threaded	ea.	\$ 320.27
KD3FLKABS	Kerdi-Drain Flange Kit 3" Abs	ea.	\$ 113.37
KD3FLKPVC	Kerdi-Drain Flange Kit 3" Pvc	ea.	\$ 113.37
KD3FLKE	Kerdi-Drain Flange Kit 3" Stn Steel	ea.	\$ 287.84
KD2ABSFL	Kerdi-Drain Flange Kit Abs 2" Outlet	ea.	\$ 34.93
KD3ABSFL	Kerdi-Drain Flange Kit Abs 3" Outlet	ea.	\$ 48.00
KD2PVCFL	Kerdi-Drain Flange Kit Pvc 2" Outlet	ea.	\$ 34.93
KD3PVCFL	Kerdi-Drain Flange Kit Pvc 3" Outlet	ea.	\$ 48.00
KD2EFL	Kerdi-Drain Flange Kit Stn Steel 2" Outlet	ea.	\$ 236.48
KD3EFL	Kerdi-Drain Flange Kit Stn Steel 3" Outlet	ea.	\$ 236.48
KDIF4GRKEBCGD6	Kerdi-Drain Grate Kit 4" Br Classic Gold Curve	ea.	\$ 195.26
KDIF4GRKEBCGD5	Kerdi-Drain Grate Kit 4" Br Classic Gold Floral	ea.	\$ 195.26
KDIF4GRKEBCGD8	Kerdi-Drain Grate Kit 4" Br Classic Gold Pure	ea.	\$ 195.26

SCHLUTER

<u>CODE</u>	<u>DESCRIPTION</u>	<u>UNIT -></u>	<u>PRICE</u>
KDIF4GRKEBRGD6	Kerdi-Drain Grate Kit 4" Br Rose Gold Curve	ea.	\$ 195.26
KDIF4GRKEBRGD5	Kerdi-Drain Grate Kit 4" Br Rose Gold Floral	ea.	\$ 195.26
KDIF4GRKEBRGD8	Kerdi-Drain Grate Kit 4" Br Rose Gold Pure	ea.	\$ 195.26
KDIF4GRKEBVD6	Kerdi-Drain Grate Kit 4" Br Vintage Gold Curve	ea.	\$ 195.26
KDIF4GRKEBVD5	Kerdi-Drain Grate Kit 4" Br Vintage Gold Floral	ea.	\$ 195.26
KDIF4GRKEBVD8	Kerdi-Drain Grate Kit 4" Br Vintage Gold Pure	ea.	\$ 195.26
KDIF4GRKTSOBD6	Kerdi-Drain Grate Kit 4" Bronze Curve	ea.	\$ 195.26
KDIF4GRKTSOBD5	Kerdi-Drain Grate Kit 4" Bronze Floral	ea.	\$ 195.26
KDIF4GRKTSOBD8	Kerdi-Drain Grate Kit 4" Bronze Pure	ea.	\$ 195.26
KD4GRKAMGB	Kerdi-Drain Grate Kit 4" Brushed Brass	ea.	\$ 96.51
KD4GRKAKGB	Kerdi-Drain Grate Kit 4" Brushed Copper	ea.	\$ 96.51
KD4GRKATGB	Kerdi-Drain Grate Kit 4" Brushed Nickel	ea.	\$ 96.51
KDIF4GRKEBTD6	Kerdi-Drain Grate Kit 4" Brushed Nickel Curve	ea.	\$ 195.26
KDIF4GRKEBTD5	Kerdi-Drain Grate Kit 4" Brushed Nickel Floral	ea.	\$ 195.26
KDIF4GRKEBTD8	Kerdi-Drain Grate Kit 4" Brushed Nickel Pure	ea.	\$ 195.26
KDIF4GRKEBD6	Kerdi-Drain Grate Kit 4" Brushed Stn Steel Curve	ea.	\$ 112.24
KDIF4GRKEBD5	Kerdi-Drain Grate Kit 4" Brushed Stn Steel Floral	ea.	\$ 112.24
KDIF4GRKEBD8	Kerdi-Drain Grate Kit 4" Brushed Stn Steel Pure	ea.	\$ 112.24
KD4GRKEP	Kerdi-Drain Grate Kit 4" Chrome	ea.	\$ 71.37
KD4GRKECG	Kerdi-Drain Grate Kit 4" Classic Gold Des1	ea.	\$ 124.49
KDIF4GRKTSOBD6	Kerdi-Drain Grate Kit 4" Cream Curve	ea.	\$ 195.26
KDIF4GRKTSOBD5	Kerdi-Drain Grate Kit 4" Cream Floral	ea.	\$ 195.26
KDIF4GRKTSOBD8	Kerdi-Drain Grate Kit 4" Cream Pure	ea.	\$ 195.26
KDIF4GRKTSBGD6	Kerdi-Drain Grate Kit 4" Greige Curve	ea.	\$ 195.26
KDIF4GRKTSBGD5	Kerdi-Drain Grate Kit 4" Greige Floral	ea.	\$ 195.26
KDIF4GRKTSBGD8	Kerdi-Drain Grate Kit 4" Greige Pure	ea.	\$ 195.26
KDIF4GRKMGSD6	Kerdi-Drain Grate Kit 4" Matte Black Curve	ea.	\$ 195.26
KDIF4GRKMGSD5	Kerdi-Drain Grate Kit 4" Matte Black Floral	ea.	\$ 195.26
KDIF4GRKMGSD8	Kerdi-Drain Grate Kit 4" Matte Black Pure	ea.	\$ 195.26
KDIF4GRKMBWD6	Kerdi-Drain Grate Kit 4" Matte White Curve	ea.	\$ 195.26
KDIF4GRKMBWD5	Kerdi-Drain Grate Kit 4" Matte White Floral	ea.	\$ 195.26
KDIF4GRKMBWD8	Kerdi-Drain Grate Kit 4" Matte White Pure	ea.	\$ 195.26
KD4GRKET	Kerdi-Drain Grate Kit 4" Nickel Des1	ea.	\$ 124.49
KD4GRKEOB	Kerdi-Drain Grate Kit 4" Oil-Rubbed Bronze	ea.	\$ 96.51
KD4GRKERG	Kerdi-Drain Grate Kit 4" Rose Gold Des1	ea.	\$ 124.49
KD4GRKE	Kerdi-Drain Grate Kit 4" Stn Steel	ea.	\$ 71.37
KD4GRKE10	Kerdi-Drain Grate Kit 4" Stn Steel (10)	ea.	\$ 642.29
KDIF4GRKTSOBD6	Kerdi-Drain Grate Kit 4" Stone Grey Curve	ea.	\$ 195.26
KDIF4GRKTSOBD5	Kerdi-Drain Grate Kit 4" Stone Grey Floral	ea.	\$ 195.26
KDIF4GRKTSOBD8	Kerdi-Drain Grate Kit 4" Stone Grey Pure	ea.	\$ 195.26
KD4GRKECS	Kerdi-Drain Grate Kit 4" Tileable	ea.	\$ 71.37
KD4GRKEVG	Kerdi-Drain Grate Kit 4" Vintage Gold Des1	ea.	\$ 124.49
KD6GRKRE	Kerdi-Drain Grate Kit 6" Round Stn Steel	ea.	\$ 92.26
KD6GRKE	Kerdi-Drain Grate Kit 6" Stn Steel	ea.	\$ 92.26
KD2PVCE	Kerdi-Drain Pvc 2" Flange / 4" Grate Stn Steel	ea.	\$ 171.65
KDH2PVCFL	Kerdi-Drain Pvc Horiz Outlet - No Corners And Seals	ea.	\$ 34.93
KDH2FLKPVCC	Kerdi-Drain Pvc Horiz Outlet - With Corners And Seals	ea.	\$ 100.28
KDARABSE	Kerdi-Drain Res Adapt Kit Abs 4" Grate Stn Steel	ea.	\$ 171.65
KDSTR	Kerdi-Drain Strainer	ea.	\$ 3.70
KDTPSCRW	Kerdi-Drain Tamper Resistant Screw	ea.	\$ 3.54
KD2ETHFL	Kerdi-Drain Threaded Ss Flange Kit 2" Outlet	ea.	\$ 240.89
KDTPWRCH	Kerdi-Drain Wrench For Tamper Resistant Screw	ea.	\$ 17.16
KERDIDS	Kerdi-Ds Waterproof Membrane 3'3" X 98'5" = 323 Sf	ea.	\$ 994.66
KERDIFIXG	Kerdi-Fix Sealing/Bonding 290MI Grey	ea.	\$ 37.32
KERDIFIX100G	Kerdi-Fix Sealing/Bonding 100MI Grey	ea.	\$ 21.50
KERDIFIXBW	Kerdi-Fix Sealing/Bonding 290MI Brt Wht	ea.	\$ 37.32
FLEX2505M	Kerdi-Flex 10" Waterproofing Strip-Mvmt 16' 5"	ea.	\$ 91.26
FLEX25030	Kerdi-Flex 10" Waterproofing Strip-Mvmt 98' 5"	ea.	\$ 466.97
FLEX1255M	Kerdi-Flex 5" Waterproofing Strip-Mvmt 16' 5"	ea.	\$ 56.31
FLEX12530	Kerdi-Flex 5" Waterproofing Strip-Mvmt 98' 5"	ea.	\$ 257.12
KERECK135F110	Kerdi-Kereck Inside Corner 135° (10)	ea.	\$ 115.05
KERECK135F12	Kerdi-Kereck Inside Corner 135° (2)	ea.	\$ 23.24
KERECKF110	Kerdi-Kereck Inside Corner 90° (10)	ea.	\$ 113.68
KERECKF12	Kerdi-Kereck Inside Corner 90° (2)	ea.	\$ 22.75

SCHLUTER

CODE	DESCRIPTION	UNIT ->	PRICE
KERSB135KLR	Kerdi-Kereck Kit 1 Right 1 Left Bench Corner	ea.	\$ 48.86
KERSB135K	Kerdi-Kereck Kit 2 In + 1 Right + 1 Left Corner	ea.	\$ 72.11
KERSB135K5LR	Kerdi-Kereck Kit 5 Right 5 Left Bench Corners	ea.	\$ 232.12
KERECKFA10	Kerdi-Kereck Outside Corner 90° (10)	ea.	\$ 113.68
KERECKFA2	Kerdi-Kereck Outside Corner 90° (2)	ea.	\$ 22.75
KERS28L	Kerdi-Kers Pre-Formed Corner 1-3/32" Left	ea.	\$ 26.99
KERS28R	Kerdi-Kers Pre-Formed Corner 1-3/32" Right	ea.	\$ 26.99
KERS20L	Kerdi-Kers Pre-Formed Corner 3/4" Left	ea.	\$ 26.99
KERS20R	Kerdi-Kers Pre-Formed Corner 3/4" Right	ea.	\$ 26.99
KM511722	Kerdi-Km Pipe Collars 7" X 7" (5)	ea.	\$ 13.97
KL1B30EB50	Kerdi-Line 1-1/8" Frame 20" Perforated Grate	ea.	\$ 353.60
KL1AR30EB50	Kerdi-Line 1-1/8" Frame 20" Solid Grate	ea.	\$ 388.58
KL1B30EB60	Kerdi-Line 1-1/8" Frame 24" Perforated Grate	ea.	\$ 362.27
KL1AR30EB60	Kerdi-Line 1-1/8" Frame 24" Solid Grate	ea.	\$ 401.84
KL1B30EB70	Kerdi-Line 1-1/8" Frame 28" Perforated Grate	ea.	\$ 383.97
KL1AR30EB70	Kerdi-Line 1-1/8" Frame 28" Solid Grate	ea.	\$ 420.20
KL1B30EB80	Kerdi-Line 1-1/8" Frame 32" Perforated Grate	ea.	\$ 392.00
KL1AR30EB80	Kerdi-Line 1-1/8" Frame 32" Solid Grate	ea.	\$ 432.21
KL1B30EB90	Kerdi-Line 1-1/8" Frame 36" Perforated Grate	ea.	\$ 416.01
KL1AR30EB90	Kerdi-Line 1-1/8" Frame 36" Solid Grate	ea.	\$ 455.41
KL1B30EB100	Kerdi-Line 1-1/8" Frame 40" Perforated Grate	ea.	\$ 428.95
KL1AR30EB100	Kerdi-Line 1-1/8" Frame 40" Solid Grate	ea.	\$ 483.75
KL1B30EB110	Kerdi-Line 1-1/8" Frame 44" Perforated Grate	ea.	\$ 445.12
KL1AR30EB110	Kerdi-Line 1-1/8" Frame 44" Solid Grate	ea.	\$ 496.52
KL1B30EB120	Kerdi-Line 1-1/8" Frame 48" Perforated Grate	ea.	\$ 453.14
KL1AR30EB120	Kerdi-Line 1-1/8" Frame 48" Solid Grate	ea.	\$ 505.04
KL1IFF23EB50	Kerdi-Line 29/32" Frame 19-11/16" Curve Grate	ea.	\$ 391.28
KL1IFE23EB50	Kerdi-Line 29/32" Frame 19-11/16" Floral Grate	ea.	\$ 406.63
KL1IFG23EB50	Kerdi-Line 29/32" Frame 19-11/16" Pure Grate	ea.	\$ 437.32
KL1IFF23EB60	Kerdi-Line 29/32" Frame 23-5/8" Curve Grate	ea.	\$ 406.63
KL1IFE23EB60	Kerdi-Line 29/32" Frame 23-5/8" Floral Grate	ea.	\$ 421.99
KL1IFG23EB60	Kerdi-Line 29/32" Frame 23-5/8" Pure Grate	ea.	\$ 452.67
KL1IFF23EB70	Kerdi-Line 29/32" Frame 27-9/16" Curve Grate	ea.	\$ 421.99
KL1IFE23EB70	Kerdi-Line 29/32" Frame 27-9/16" Floral Grate	ea.	\$ 437.32
KL1IFG23EB70	Kerdi-Line 29/32" Frame 27-9/16" Pure Grate	ea.	\$ 471.85
KL1IFF23EB80	Kerdi-Line 29/32" Frame 31-1/2" Curve Grate	ea.	\$ 444.99
KL1IFE23EB80	Kerdi-Line 29/32" Frame 31-1/2" Floral Grate	ea.	\$ 468.01
KL1IFG23EB80	Kerdi-Line 29/32" Frame 31-1/2" Pure Grate	ea.	\$ 491.02
KL1IFF23EB90	Kerdi-Line 29/32" Frame 35-7/16" Curve Grate	ea.	\$ 468.01
KL1IFE23EB90	Kerdi-Line 29/32" Frame 35-7/16" Floral Grate	ea.	\$ 498.68
KL1IFG23EB90	Kerdi-Line 29/32" Frame 35-7/16" Pure Grate	ea.	\$ 514.06
KL1IFF23EB100	Kerdi-Line 29/32" Frame 39-3/8" Curve Grate	ea.	\$ 491.02
KL1IFE23EB100	Kerdi-Line 29/32" Frame 39-3/8" Floral Grate	ea.	\$ 529.39
KL1IFG23EB100	Kerdi-Line 29/32" Frame 39-3/8" Pure Grate	ea.	\$ 537.06
KL1IFF23EB110	Kerdi-Line 29/32" Frame 43-5/16" Curve Grate	ea.	\$ 514.06
KL1IFE23EB110	Kerdi-Line 29/32" Frame 43-5/16" Floral Grate	ea.	\$ 560.08
KL1IFG23EB110	Kerdi-Line 29/32" Frame 43-5/16" Pure Grate	ea.	\$ 567.74
KL1IFF23EB120	Kerdi-Line 29/32" Frame 47-1/4" Curve Grate	ea.	\$ 537.06
KL1IFE23EB120	Kerdi-Line 29/32" Frame 47-1/4" Floral Grate	ea.	\$ 590.75
KL1IFG23EB120	Kerdi-Line 29/32" Frame 47-1/4" Pure Grate	ea.	\$ 598.42
KL1B19EP50	Kerdi-Line 3/4" Frame 20" Perf. Grate Chrome	ea.	\$ 378.08
KL1B19EB50	Kerdi-Line 3/4" Frame 20" Perforated Grate	ea.	\$ 343.70
KL1AR19EB50	Kerdi-Line 3/4" Frame 20" Solid Grate	ea.	\$ 377.69
KL1AR19EP50	Kerdi-Line 3/4" Frame 20" Solid Grate Chrome	ea.	\$ 415.46
KL1B19EP60	Kerdi-Line 3/4" Frame 24" Perf. Grate Chrome	ea.	\$ 385.29
KL1B19EB60	Kerdi-Line 3/4" Frame 24" Perforated Grate	ea.	\$ 350.27
KL1AR19EB60	Kerdi-Line 3/4" Frame 24" Solid Grate	ea.	\$ 388.51
KL1AR19EP60	Kerdi-Line 3/4" Frame 24" Solid Grate Chrome	ea.	\$ 427.37
KL1B19EP70	Kerdi-Line 3/4" Frame 28" Perf. Grate Chrome	ea.	\$ 406.59
KL1B19EB70	Kerdi-Line 3/4" Frame 28" Perforated Grate	ea.	\$ 369.62
KL1AR19EB70	Kerdi-Line 3/4" Frame 28" Solid Grate	ea.	\$ 404.47
KL1AR19EP70	Kerdi-Line 3/4" Frame 28" Solid Grate Chrome	ea.	\$ 444.90
KL1B19EP80	Kerdi-Line 3/4" Frame 32" Perf. Grate Chrome	ea.	\$ 413.98
KL1B19EB80	Kerdi-Line 3/4" Frame 32" Perforated Grate	ea.	\$ 376.34

SCHLUTER

CODE	DESCRIPTION	UNIT ->	PRICE
KL1AR19EB80	Kerdi-Line 3/4" Frame 32" Solid Grate	ea.	\$ 414.93
KL1AR19EP80	Kerdi-Line 3/4" Frame 32" Solid Grate Chrome	ea.	\$ 456.41
KL1B19EP90	Kerdi-Line 3/4" Frame 36" Perf. Grate Chrome	ea.	\$ 436.50
KL1B19EB90	Kerdi-Line 3/4" Frame 36" Perforated Grate	ea.	\$ 396.82
KL1AR19EB90	Kerdi-Line 3/4" Frame 36" Solid Grate	ea.	\$ 434.43
KL1AR19EP90	Kerdi-Line 3/4" Frame 36" Solid Grate Chrome	ea.	\$ 477.88
KL1B19EP100	Kerdi-Line 3/4" Frame 40" Perf. Grate Chrome	ea.	\$ 449.11
KL1B19EB100	Kerdi-Line 3/4" Frame 40" Perforated Grate	ea.	\$ 408.29
KL1AR19EB100	Kerdi-Line 3/4" Frame 40" Solid Grate	ea.	\$ 460.42
KL1AR19EP100	Kerdi-Line 3/4" Frame 40" Solid Grate Chrome	ea.	\$ 506.48
KL1B19EP110	Kerdi-Line 3/4" Frame 44" Perf. Grate Chrome	ea.	\$ 465.19
KL1B19EB110	Kerdi-Line 3/4" Frame 44" Perforated Grate	ea.	\$ 422.91
KL1AR19EB110	Kerdi-Line 3/4" Frame 44" Solid Grate	ea.	\$ 471.74
KL1AR19EP110	Kerdi-Line 3/4" Frame 44" Solid Grate Chrome	ea.	\$ 518.90
KL1B19EP120	Kerdi-Line 3/4" Frame 48" Perf. Grate Chrome	ea.	\$ 474.04
KL1B19EB120	Kerdi-Line 3/4" Frame 48" Perforated Grate	ea.	\$ 430.93
KL1AR19EB120	Kerdi-Line 3/4" Frame 48" Solid Grate	ea.	\$ 480.26
KL1AR19EP120	Kerdi-Line 3/4" Frame 48" Solid Grate Chrome	ea.	\$ 528.30
KL1B19EB130	Kerdi-Line 3/4" Frame 52" Perforated Grate	ea.	\$ 626.15
KL1AR19EB130	Kerdi-Line 3/4" Frame 52" Solid Grate	ea.	\$ 626.15
KL1B19EB140	Kerdi-Line 3/4" Frame 56" Perforated Grate	ea.	\$ 657.54
KL1AR19EB140	Kerdi-Line 3/4" Frame 56" Solid Grate	ea.	\$ 657.54
KL1B19EB150	Kerdi-Line 3/4" Frame 60" Perforated Grate	ea.	\$ 691.99
KL1AR19EB150	Kerdi-Line 3/4" Frame 60" Solid Grate	ea.	\$ 691.99
KL1B19EB160	Kerdi-Line 3/4" Frame 64" Perforated Grate	ea.	\$ 736.76
KL1AR19EB160	Kerdi-Line 3/4" Frame 64" Solid Grate	ea.	\$ 736.76
KL1B19EB170	Kerdi-Line 3/4" Frame 68" Perforated Grate	ea.	\$ 768.12
KL1AR19EB170	Kerdi-Line 3/4" Frame 68" Solid Grate	ea.	\$ 768.12
KL1B19EB180	Kerdi-Line 3/4" Frame 72" Perforated Grate	ea.	\$ 812.12
KL1AR19EB180	Kerdi-Line 3/4" Frame 72" Solid Grate	ea.	\$ 812.12
KL1BL19EB50	Kerdi-Line 3/4" Frame W/Lock 20" Perforated Grate	ea.	\$ 380.34
KL1BL19EB60	Kerdi-Line 3/4" Frame W/Lock 24" Perforated Grate	ea.	\$ 385.31
KL1BL19EB70	Kerdi-Line 3/4" Frame W/Lock 28" Perforated Grate	ea.	\$ 404.01
KL1BL19EB80	Kerdi-Line 3/4" Frame W/Lock 32" Perforated Grate	ea.	\$ 409.58
KL1BL19EB90	Kerdi-Line 3/4" Frame W/Lock 36" Perforated Grate	ea.	\$ 431.38
KL1BL19EB100	Kerdi-Line 3/4" Frame W/Lock 40" Perforated Grate	ea.	\$ 439.94
KL1BL19EB110	Kerdi-Line 3/4" Frame W/Lock 44" Perforated Grate	ea.	\$ 454.73
KL1BL19EB120	Kerdi-Line 3/4" Frame W/Lock 48" Perforated Grate	ea.	\$ 460.68
KL1BL19EB130	Kerdi-Line 3/4" Frame W/Lock 52" Perforated Grate	ea.	\$ 675.21
KL1BL19EB140	Kerdi-Line 3/4" Frame W/Lock 56" Perforated Grate	ea.	\$ 706.59
KL1BL19EB150	Kerdi-Line 3/4" Frame W/Lock 60" Perforated Grate	ea.	\$ 741.03
KL1BL19EB160	Kerdi-Line 3/4" Frame W/Lock 64" Perforated Grate	ea.	\$ 785.81
KL1BL19EB170	Kerdi-Line 3/4" Frame W/Lock 68" Perforated Grate	ea.	\$ 817.16
KL1BL19EB180	Kerdi-Line 3/4" Frame W/Lock 72" Perforated Grate	ea.	\$ 861.18
KL1V60E50	Kerdi-Line Channel Body 20"	ea.	\$ 406.26
KL1V60E60	Kerdi-Line Channel Body 24"	ea.	\$ 419.15
KL1V60E70	Kerdi-Line Channel Body 28"	ea.	\$ 455.29
KL1V60E80	Kerdi-Line Channel Body 32"	ea.	\$ 459.69
KL1V60E90	Kerdi-Line Channel Body 36"	ea.	\$ 480.08
KL1V60E100	Kerdi-Line Channel Body 40"	ea.	\$ 493.48
KL1V60E110	Kerdi-Line Channel Body 44"	ea.	\$ 503.79
KL1V60E120	Kerdi-Line Channel Body 48"	ea.	\$ 527.24
KL1V60E130	Kerdi-Line Channel Body 52"	ea.	\$ 638.92
KL1V60E140	Kerdi-Line Channel Body 56"	ea.	\$ 655.16
KL1V60E150	Kerdi-Line Channel Body 60"	ea.	\$ 670.84
KL1V60E160	Kerdi-Line Channel Body 64"	ea.	\$ 683.83
KL1V60E170	Kerdi-Line Channel Body 68"	ea.	\$ 694.51
KL1V60E180	Kerdi-Line Channel Body 72"	ea.	\$ 706.53
KL1VO60E70	Kerdi-Line Channel Body Offset 28"	ea.	\$ 460.88
KL1VO60E80	Kerdi-Line Channel Body Offset 32"	ea.	\$ 465.35
KL1VO60E90	Kerdi-Line Channel Body Offset 36"	ea.	\$ 486.66
KL1VO60E100	Kerdi-Line Channel Body Offset 40"	ea.	\$ 518.04
KL1VO60E110	Kerdi-Line Channel Body Offset 44"	ea.	\$ 539.04
KL1VO60E120	Kerdi-Line Channel Body Offset 48"	ea.	\$ 564.65

SCHLUTER

<u>CODE</u>	<u>DESCRIPTION</u>	<u>UNIT -></u>	<u>PRICE</u>
KL1DRE50	Kerdi-Line Frameless 20" Tileable Grate	ea.	\$ 174.87
KL1DRE60	Kerdi-Line Frameless 24" Tileable Grate	ea.	\$ 183.38
KL1DRE70	Kerdi-Line Frameless 28" Tileable Grate	ea.	\$ 191.87
KL1DRE80	Kerdi-Line Frameless 32" Tileable Grate	ea.	\$ 200.37
KL1DRE90	Kerdi-Line Frameless 36" Tileable Grate	ea.	\$ 214.84
KL1DRE100	Kerdi-Line Frameless 40" Tileable Grate	ea.	\$ 238.94
KL1DRE110	Kerdi-Line Frameless 44" Tileable Grate	ea.	\$ 247.39
KL1DRE120	Kerdi-Line Frameless 48" Tileable Grate	ea.	\$ 255.83
KL1DRE130	Kerdi-Line Frameless 52" Tileable Grate	ea.	\$ 308.50
KL1DRE140	Kerdi-Line Frameless 56" Tileable Grate	ea.	\$ 311.14
KL1DRE150	Kerdi-Line Frameless 60" Tileable Grate	ea.	\$ 314.33
KL1DRE160	Kerdi-Line Frameless 64" Tileable Grate	ea.	\$ 345.25
KL1DRE170	Kerdi-Line Frameless 68" Tileable Grate	ea.	\$ 348.66
KL1DRE180	Kerdi-Line Frameless 72" Tileable Grate	ea.	\$ 351.52
KL1DROE70	Kerdi-Line Offset Frameless 28" Tileable Grate	ea.	\$ 191.87
KL1DROE80	Kerdi-Line Offset Frameless 32" Tileable Grate	ea.	\$ 200.37
KL1DROE90	Kerdi-Line Offset Frameless 36" Tileable Grate	ea.	\$ 214.84
KL1DROE100	Kerdi-Line Offset Frameless 40" Tileable Grate	ea.	\$ 238.94
KL1DROE110	Kerdi-Line Offset Frameless 44" Tileable Grate	ea.	\$ 247.39
KL1DROE120	Kerdi-Line Offset Frameless 48" Tileable Grate	ea.	\$ 255.83
KLVZSF	Kerdi-Line Strainer	ea.	\$ 3.70
VKLEP35	Kerdi-Line-Fc Cover Plate Chrome	ea.	\$ 20.34
VKLEB35	Kerdi-Line-Fc Cover Plate Brush Stn Steel	ea.	\$ 20.34
KMSMV235114	Kerdi-Seal Mixing Valve Seal 4-1/2"	ea.	\$ 11.66
KMSMV10235114	Kerdi-Seal Mixing Valve Seal 4-1/2" (10)	ea.	\$ 104.83
KMS18512	Kerdi-Seal Pipe Seal 1/2"		<i>Discontinued</i>
KMS1018512	Kerdi-Seal Pipe Seal 1/2" (10)		<i>Discontinued</i>
KMS18520	Kerdi-Seal Pipe Seal 3/4"		<i>Discontinued</i>
KMS1018520	Kerdi-Seal Pipe Seal 3/4" (10)		<i>Discontinued</i>
KSCB906101220	Kerdi-Shower Compensation Board	ea.	\$ 121.21
KSK9651525ABS	Kerdi-Shower-Kit 38" X 60" Abs Flange 2"	ea.	\$ 750.71
KSK9651525ABSE	Kerdi-Shower-Kit 38" X 60" Abs Stn Steel	ea.	\$ 820.31
KSK9651525	Kerdi-Shower-Kit 38" X 60" No Drain	ea.	\$ 652.58
KSK9651525SABS	Kerdi-Shower-Kit 38" X 60" Offset Abs Flange 2"	ea.	\$ 750.71
KSK9651525SABSE	Kerdi-Shower-Kit 38" X 60" Offset Abs Stn Steel	ea.	\$ 820.31
KSK9651525S	Kerdi-Shower-Kit 38" X 60" Offset No Drain	ea.	\$ 652.58
KSK9651525SPVC	Kerdi-Shower-Kit 38" X 60" Offset Pvc Flange 2"	ea.	\$ 750.71
KSK9651525SPVCE	Kerdi-Shower-Kit 38" X 60" Offset Pvc Stn Steel	ea.	\$ 820.31
KSK9651525PVC	Kerdi-Shower-Kit 38" X 60" Pvc Flange 2"	ea.	\$ 750.71
KSK9651525PVCE	Kerdi-Shower-Kit 38" X 60" Pvc Stn Steel	ea.	\$ 820.31
KSK1220ABS	Kerdi-Shower-Kit 48" X 48" Abs Flange 2"	ea.	\$ 690.55
KSK1220ABSE	Kerdi-Shower-Kit 48" X 48" Abs Stn Steel	ea.	\$ 759.11
KSK1220	Kerdi-Shower-Kit 48" X 48" No Drain	ea.	\$ 592.41
KSK1220PVC	Kerdi-Shower-Kit 48" X 48" Pvc Flange 2"	ea.	\$ 690.55
KSK1220PVCE	Kerdi-Shower-Kit 48" X 48" Pvc Stn Steel	ea.	\$ 759.11
KSK12201830ABS	Kerdi-Shower-Kit 48" X 72" Abs Flange 2"	ea.	\$ 1,025.44
KSK12201830	Kerdi-Shower-Kit 48" X 72" No Drain	ea.	\$ 927.33
KSK12201830PVC	Kerdi-Shower-Kit 48" X 72" Pvc Flange 2"	ea.	\$ 1,025.44
KSK1830ABS	Kerdi-Shower-Kit 72" X 72" Abs Flange 2"	ea.	\$ 1,270.46
KSK1830	Kerdi-Shower-Kit 72" X 72" No Drain	ea.	\$ 1,172.34
KSK1830PVC	Kerdi-Shower-Kit 72" X 72" Pvc Flange 2"	ea.	\$ 1,270.46
KSLT9151395S	Kerdi-Shower-Linear-Tray 36" X 55" Side	ea.	\$ 340.80
KSLT9151830S	Kerdi-Shower-Linear-Tray 36" X 72" Side	ea.	\$ 386.24
KSLT9651930S	Kerdi-Shower-Linear-Tray 38" X 76" Side	ea.	\$ 425.49
KSLT1000	Kerdi-Shower-Linear-Tray 39" X 39" Cen	ea.	\$ 245.43
KSLT1000S	Kerdi-Shower-Linear-Tray 39" X 39" Side	ea.	\$ 245.43
KSLT1220	Kerdi-Shower-Linear-Tray 48" X 48" Cen	ea.	\$ 327.33
KSLT1220S	Kerdi-Shower-Linear-Tray 48" X 48" Side	ea.	\$ 327.33
KSLT1395	Kerdi-Shower-Linear-Tray 55" X 55" Cen	ea.	\$ 412.45
KSLT1395S	Kerdi-Shower-Linear-Tray 55" X 55" Side	ea.	\$ 412.45
KSLT1930965S	Kerdi-Shower-Linear-Tray 76" X 38" Side	ea.	\$ 425.49
KSR3051220	Kerdi-Shower-R Ramp 48" X 12"	ea.	\$ 145.98
KST9651525	Kerdi-Shower-Tray 38" X 60" Cen	ea.	\$ 187.97
KST9651525S	Kerdi-Shower-Tray 38" X 60" Side	ea.	\$ 187.97

SCHLUTER

<u>CODE</u>	<u>DESCRIPTION</u>	<u>UNIT -></u>	<u>PRICE</u>
KST12201525	Kerdi-Shower-Tray 48" X 60" Cen	ea.	\$ 282.35
KST12201830	Kerdi-Shower-Tray 48" X 72" Cen	ea.	\$ 288.23
KST1525	Kerdi-Shower-Tray 60" X 60" Cen	ea.	\$ 371.07
KST1830	Kerdi-Shower-Tray 72" X 72" Cen	ea.	\$ 399.05
KST915BF	Kerdi-Shower-Tray-Thin 36" X 36" Cen	ea.	\$ 137.98
KST9151220BF	Kerdi-Shower-Tray-Thin 36" X 48" Cen	ea.	\$ 217.81
KST965810BF	Kerdi-Shower-Tray-Thin 38" X 32" Cen	ea.	\$ 185.56
KST965BF	Kerdi-Shower-Tray-Thin 38" X 38" Cen	ea.	\$ 151.35
KST965NABF	Kerdi-Shower-Tray-Thin 38" X 38" Neo Angle	ea.	\$ 193.59
KST1220BF	Kerdi-Shower-Tray-Thin 48" X 48" Cen	ea.	\$ 178.45
TSM1151	Procut-Tsm Cutting Wheel 4-1/2"	ea.	\$ 17.49
PSF	Ps Snips For Cutting Pvc Trims	ea.	\$ 104.56
VQ60	Quadec Connector 1/4" For Alum Profiles	ea.	\$ 2.77
EVQ125ABGB	Quadec In/Out Corner 1/2" Alum Antq Bronze	ea.	\$ 15.77
EVQ125TSB	Quadec In/Out Corner 1/2" Alum Beige	ea.	\$ 19.99
EVQ125TSOB	Quadec In/Out Corner 1/2" Alum Bronze	ea.	\$ 19.99
EVQ125ATGB	QUADEC IN/OUT CORNER 1/2" ALUM BRUSH NICKEL	ea.	\$ 15.77
EVQ125TSC	Quadec In/Out Corner 1/2" Alum Cream	ea.	\$ 19.99
EVQ125TSDA	Quadec In/Out Corner 1/2" Alum Dark Anthracite	ea.	\$ 19.99
EVQ125TSBG	Quadec In/Out Corner 1/2" Alum Greige	ea.	\$ 19.99
EVQ125TSI	Quadec In/Out Corner 1/2" Alum Ivory	ea.	\$ 19.99
EVQ125TSLA	Quadec In/Out Corner 1/2" Alum Lt Anthracite	ea.	\$ 19.99
EVQ125MGS	QUADEC IN/OUT CORNER 1/2" ALUM MATTE BLK	ea.	\$ 19.99
EVQ125MBW	QUADEC IN/OUT CORNER 1/2" ALUM MATTE WHT	ea.	\$ 19.99
EVQ125TSG	Quadec In/Out Corner 1/2" Alum Pewter	ea.	\$ 19.99
EVQ125ACG	Quadec In/Out Corner 1/2" Alum Polish Chrome	ea.	\$ 12.35
EVQ125TSR	Quadec In/Out Corner 1/2" Alum Rustic Brown	ea.	\$ 19.99
EVQ125AE	Quadec In/Out Corner 1/2" Alum Satin	ea.	\$ 11.58
EVQ125AT	Quadec In/Out Corner 1/2" Alum Satin Nickel	ea.	\$ 11.46
EVQ125TSSG	Quadec In/Out Corner 1/2" Alum Stone Grey	ea.	\$ 19.99
EVQ125EB	Quadec In/Out Corner 1/2" Brush Stn Steel	ea.	\$ 57.15
EVQ125MC	Quadec In/Out Corner 1/2" Chrome-Plated Brass	ea.	\$ 39.35
EVQ125E	Quadec In/Out Corner 1/2" Stn Steel	ea.	\$ 55.43
EVQ125EV4A	Quadec In/Out Corner 1/2" Stn Steel V4A	ea.	\$ 60.99
EVQ60ABGB	Quadec In/Out Corner 1/4" Alum Antq Bronze	ea.	\$ 15.77
EVQ60TSB	Quadec In/Out Corner 1/4" Alum Beige	ea.	\$ 19.99
EVQ60TSOB	Quadec In/Out Corner 1/4" Alum Bronze	ea.	\$ 19.99
EVQ60TSC	Quadec In/Out Corner 1/4" Alum Cream	ea.	\$ 19.99
EVQ60TSDA	Quadec In/Out Corner 1/4" Alum Dark Anthracite	ea.	\$ 19.99
EVQ60TSBG	Quadec In/Out Corner 1/4" Alum Greige	ea.	\$ 19.99
EVQ60TSI	Quadec In/Out Corner 1/4" Alum Ivory	ea.	\$ 19.99
EVQ60TSLA	Quadec In/Out Corner 1/4" Alum Lt Anthracite	ea.	\$ 19.99
EVQ60MGS	QUADEC IN/OUT CORNER 1/4" ALUM MATTE BLK	ea.	\$ 19.99
EVQ60MBW	QUADEC IN/OUT CORNER 1/4" ALUM MATTE WHT	ea.	\$ 19.99
EVQ60TSG	Quadec In/Out Corner 1/4" Alum Pewter	ea.	\$ 19.99
EVQ60ACG	Quadec In/Out Corner 1/4" Alum Polish Chrome	ea.	\$ 12.35
EVQ60TSR	Quadec In/Out Corner 1/4" Alum Rustic Brown	ea.	\$ 19.99
EVQ60AE	Quadec In/Out Corner 1/4" Alum Satin	ea.	\$ 11.58
EVQ60AT	Quadec In/Out Corner 1/4" Alum Satin Nickel	ea.	\$ 11.46
EVQ60TSSG	Quadec In/Out Corner 1/4" Alum Stone Grey	ea.	\$ 19.99
EVQ60EB	Quadec In/Out Corner 1/4" Brush Stn Steel	ea.	\$ 52.52
EVQ60MC	Quadec In/Out Corner 1/4" Chrome-Plated Brass	ea.	\$ 30.17
EVQ60E	Quadec In/Out Corner 1/4" Stn Steel	ea.	\$ 48.05
EVQ60EV4A	Quadec In/Out Corner 1/4" Stn Steel V4A	ea.	\$ 52.85
EVQ90EB	Quadec In/Out Corner 11/32" Brush Stn Steel	ea.	\$ 52.52
EVQ90E	Quadec In/Out Corner 11/32" Stn Steel	ea.	\$ 48.05
EVQ140EB	Quadec In/Out Corner 17/32" Brush Stn Steel	ea.	\$ 58.30
EVQ140E	Quadec In/Out Corner 17/32" Stn Steel	ea.	\$ 56.53
EVQ45TSB	Quadec In/Out Corner 3/16" Alum Beige	ea.	\$ 19.99
EVQ45TSOB	Quadec In/Out Corner 3/16" Alum Bronze	ea.	\$ 19.99
EVQ45TSC	Quadec In/Out Corner 3/16" Alum Cream	ea.	\$ 19.99
EVQ45TSDA	Quadec In/Out Corner 3/16" Alum Dark Anthracite	ea.	\$ 19.99
EVQ45TSBG	Quadec In/Out Corner 3/16" Alum Greige	ea.	\$ 19.99
EVQ45TSI	Quadec In/Out Corner 3/16" Alum Ivory	ea.	\$ 19.99

SCHLUTER

<u>CODE</u>	<u>DESCRIPTION</u>	<u>UNIT -></u>	<u>PRICE</u>
EVQ45TSLA	Quadec In/Out Corner 3/16" Alum Lt Anthracite	ea.	\$ 19.99
EVQ45MGS	QUADEC IN/OUT CORNER 3/16" ALUM MATTE BLK	ea.	\$ 19.99
EVQ45MBW	QUADEC IN/OUT CORNER 3/16" ALUM MATTE WHT	ea.	\$ 19.99
EVQ45TSG	Quadec In/Out Corner 3/16" Alum Pewter	ea.	\$ 19.99
EVQ45ACG	Quadec In/Out Corner 3/16" Alum Polish Chrome	ea.	\$ 12.35
EVQ45TSR	Quadec In/Out Corner 3/16" Alum Rustic Brown	ea.	\$ 19.99
EVQ45AE	Quadec In/Out Corner 3/16" Alum Satin	ea.	\$ 11.58
EVQ45AT	Quadec In/Out Corner 3/16" Alum Satin Nickel	ea.	\$ 11.46
EVQ45TSSG	Quadec In/Out Corner 3/16" Alum Stone Grey	ea.	\$ 19.99
EVQ45E	Quadec In/Out Corner 3/16" Stn Steel	ea.	\$ 42.21
EVQ200AE	Quadec In/Out Corner 3/4" Alum Satin	ea.	\$ 12.35
EVQ100ABGB	Quadec In/Out Corner 3/8" Alum Antq Bronze	ea.	\$ 15.77
EVQ100TSB	Quadec In/Out Corner 3/8" Alum Beige	ea.	\$ 19.99
EVQ100TSOB	Quadec In/Out Corner 3/8" Alum Bronze	ea.	\$ 19.99
EVQ100ATGB	QUADEC IN/OUT CORNER 3/8" ALUM BRUSH NICKEL	ea.	\$ 15.77
EVQ100TSC	Quadec In/Out Corner 3/8" Alum Cream	ea.	\$ 19.99
EVQ100TSDA	Quadec In/Out Corner 3/8" Alum Dark Anthracite	ea.	\$ 19.99
EVQ100TSBG	Quadec In/Out Corner 3/8" Alum Greige	ea.	\$ 19.99
EVQ100TSI	Quadec In/Out Corner 3/8" Alum Ivory	ea.	\$ 19.99
EVQ100TSLA	Quadec In/Out Corner 3/8" Alum Lt Anthracite	ea.	\$ 19.99
EVQ100MGS	QUADEC IN/OUT CORNER 3/8" ALUM MATTE BLK	ea.	\$ 19.99
EVQ100MBW	QUADEC IN/OUT CORNER 3/8" ALUM MATTE WHT	ea.	\$ 19.99
EVQ100TSG	Quadec In/Out Corner 3/8" Alum Pewter	ea.	\$ 19.99
EVQ100ACG	Quadec In/Out Corner 3/8" Alum Polish Chrome	ea.	\$ 12.35
EVQ100TSR	Quadec In/Out Corner 3/8" Alum Rustic Brown	ea.	\$ 19.99
EVQ100AE	Quadec In/Out Corner 3/8" Alum Satin	ea.	\$ 11.58
EVQ100AT	Quadec In/Out Corner 3/8" Alum Satin Nickel	ea.	\$ 11.46
EVQ100TSSG	Quadec In/Out Corner 3/8" Alum Stone Grey	ea.	\$ 19.99
EVQ100EB	Quadec In/Out Corner 3/8" Brush Stn Steel	ea.	\$ 57.15
EVQ100MC	Quadec In/Out Corner 3/8" Chrome-Plated Brass	ea.	\$ 35.48
EVQ100E	Quadec In/Out Corner 3/8" Stn Steel	ea.	\$ 55.43
EVQ100EV4A	Quadec In/Out Corner 3/8" Stn Steel V4A	ea.	\$ 60.99
EVQ100EV4A	QUADEC IN/OUT CORNER 3/8" STN STEEL V4A	ea.	\$ 60.99
EVQ80ABGB	Quadec In/Out Corner 5/16" Alum Antq Bronze	ea.	\$ 15.77
EVQ80TSB	Quadec In/Out Corner 5/16" Alum Beige	ea.	\$ 19.99
EVQ80TSOB	Quadec In/Out Corner 5/16" Alum Bronze	ea.	\$ 19.99
EVQ80ATGB	QUADEC IN/OUT CORNER 5/16" ALUM BRUSH NICKEL	ea.	\$ 15.77
EVQ80TSC	Quadec In/Out Corner 5/16" Alum Cream	ea.	\$ 19.99
EVQ80TSDA	Quadec In/Out Corner 5/16" Alum Dark Anthracite	ea.	\$ 19.99
EVQ80TSBG	Quadec In/Out Corner 5/16" Alum Greige	ea.	\$ 19.99
EVQ80TSI	Quadec In/Out Corner 5/16" Alum Ivory	ea.	\$ 19.99
EVQ80TSLA	Quadec In/Out Corner 5/16" Alum Lt Anthracite	ea.	\$ 19.99
EVQ80MGS	QUADEC IN/OUT CORNER 5/16" ALUM MATTE BLK	ea.	\$ 19.99
EVQ80MBW	QUADEC IN/OUT CORNER 5/16" ALUM MATTE WHT	ea.	\$ 19.99
EVQ80TSG	Quadec In/Out Corner 5/16" Alum Pewter	ea.	\$ 19.99
EVQ80ACG	Quadec In/Out Corner 5/16" Alum Polish Chrome	ea.	\$ 12.35
EVQ80TSR	Quadec In/Out Corner 5/16" Alum Rustic Brown	ea.	\$ 19.99
EVQ80AE	Quadec In/Out Corner 5/16" Alum Satin	ea.	\$ 11.58
EVQ80AT	Quadec In/Out Corner 5/16" Alum Satin Nickel	ea.	\$ 11.46
EVQ80TSSG	Quadec In/Out Corner 5/16" Alum Stone Grey	ea.	\$ 19.99
EVQ80EB	Quadec In/Out Corner 5/16" Brush Stn Steel	ea.	\$ 52.52
EVQ80MC	Quadec In/Out Corner 5/16" Chrome-Plated Brass	ea.	\$ 32.04
EVQ80E	Quadec In/Out Corner 5/16" Stn Steel	ea.	\$ 48.05
EVQ80EV4A	Quadec In/Out Corner 5/16" Stn Steel V4A	ea.	\$ 52.85
EVQ110TSB	Quadec In/Out Corner 7/16" Alum Beige	ea.	\$ 19.99
EVQ110TSOB	Quadec In/Out Corner 7/16" Alum Bronze	ea.	\$ 19.99
EVQ110TSC	Quadec In/Out Corner 7/16" Alum Cream	ea.	\$ 19.99
EVQ110TSDA	Quadec In/Out Corner 7/16" Alum Dark Anthracite	ea.	\$ 19.99
EVQ110TSBG	Quadec In/Out Corner 7/16" Alum Greige	ea.	\$ 19.99
EVQ110TSI	Quadec In/Out Corner 7/16" Alum Ivory	ea.	\$ 19.99
EVQ110TSLA	Quadec In/Out Corner 7/16" Alum Lt Anthracite	ea.	\$ 19.99
EVQ110MGS	QUADEC IN/OUT CORNER 7/16" ALUM MATTE BLK	ea.	\$ 19.99
EVQ110MBW	QUADEC IN/OUT CORNER 7/16" ALUM MATTE WHT	ea.	\$ 19.99
EVQ110TSG	Quadec In/Out Corner 7/16" Alum Pewter	ea.	\$ 19.99

SCHLUTER

<u>CODE</u>	<u>DESCRIPTION</u>	<u>UNIT -></u>	<u>PRICE</u>
EVQ110TSR	Quadec In/Out Corner 7/16" Alum Rustic Brown	ea.	\$ 19.99
EVQ110TSSG	Quadec In/Out Corner 7/16" Alum Stone Grey	ea.	\$ 19.99
EVQ110EB	Quadec In/Out Corner 7/16" Brush Stn Steel	ea.	\$ 57.15
EVQ110E	Quadec In/Out Corner 7/16" Stn Steel	ea.	\$ 55.43
EVQ150AE	Quadec In/Out Corner 9/16" Alum Satin	ea.	\$ 12.35
EVQ150EB	Quadec In/Out Corner 9/16" Brush Stn Steel	ea.	\$ 59.96
EVQ150E	Quadec In/Out Corner 9/16" Stn Steel	ea.	\$ 57.23
EVQ70EB	Quadec In/Out Corner 9/32" Brush Stn Steel	ea.	\$ 52.52
EVQ70E	Quadec In/Out Corner 9/32" Stn Steel	ea.	\$ 48.05
EDQ125GS	Quadec Out Corner 1/2" Alum Black	ea.	\$ 6.05
EDQ125BW	Quadec Out Corner 1/2" Alum Bright White	ea.	\$ 6.05
EDQ125QG	Quadec Out Corner 1/2" Alum Quartz Gray	ea.	\$ 6.05
EDQ125VG	Quadec Out Corner 1/2" Alum Traffic Gray	ea.	\$ 6.05
EDQ125W	Quadec Out Corner 1/2" Alum White	ea.	\$ 6.05
EPQ125BH	Quadec Out Corner 1/2" Pvc Bahama	ea.	\$ 3.44
EPQ125GS	Quadec Out Corner 1/2" Pvc Black	ea.	\$ 3.44
EPQ125BW	Quadec Out Corner 1/2" Pvc Brt Wht	ea.	\$ 3.44
EPQ125PG	Quadec Out Corner 1/2" Pvc Cla Grey	ea.	\$ 3.44
EPQ125G	Quadec Out Corner 1/2" Pvc Grey	ea.	\$ 3.44
EPQ125HB	Quadec Out Corner 1/2" Pvc Lt Beige	ea.	\$ 3.44
EPQ125HG	Quadec Out Corner 1/2" Pvc Lt Grey	ea.	\$ 3.44
EPQ125SP	Quadec Out Corner 1/2" Pvc Sand Pbl	ea.	\$ 3.44
EPQ125W	Quadec Out Corner 1/2" Pvc White	ea.	\$ 3.44
EDQ60GS	Quadec Out Corner 1/4" Alum Black	ea.	\$ 6.05
EDQ60BW	Quadec Out Corner 1/4" Alum Bright White	ea.	\$ 6.05
EDQ60QG	Quadec Out Corner 1/4" Alum Quartz Gray	ea.	\$ 6.05
EDQ60VG	Quadec Out Corner 1/4" Alum Traffic Gray	ea.	\$ 6.05
EDQ60W	Quadec Out Corner 1/4" Alum White	ea.	\$ 6.05
EPQ60BH	Quadec Out Corner 1/4" Pvc Bahama	ea.	\$ 3.44
EPQ60GS	Quadec Out Corner 1/4" Pvc Black	ea.	\$ 3.44
EPQ60BW	Quadec Out Corner 1/4" Pvc Brt Wht	ea.	\$ 3.44
EPQ60PG	Quadec Out Corner 1/4" Pvc Cla Grey	ea.	\$ 3.44
EPQ60G	Quadec Out Corner 1/4" Pvc Grey	ea.	\$ 3.44
EPQ60HB	Quadec Out Corner 1/4" Pvc Lt Beige	ea.	\$ 3.44
EPQ60HG	Quadec Out Corner 1/4" Pvc Lt Grey	ea.	\$ 3.44
EPQ60SP	Quadec Out Corner 1/4" Pvc Sand Pbl	ea.	\$ 3.44
EPQ60W	Quadec Out Corner 1/4" Pvc White	ea.	\$ 3.44
EDQ45BW	Quadec Out Corner 3/16" Alum Bright White	ea.	\$ 6.05
EDQ45QG	Quadec Out Corner 3/16" Alum Quartz Gray	ea.	\$ 6.05
EDQ45VG	Quadec Out Corner 3/16" Alum Traffic Gray	ea.	\$ 6.05
EDQ45W	Quadec Out Corner 3/16" Alum White	ea.	\$ 6.05
EDQ100GS	Quadec Out Corner 3/8" Alum Black	ea.	\$ 6.05
EDQ100BW	Quadec Out Corner 3/8" Alum Bright White	ea.	\$ 6.05
EDQ100QG	Quadec Out Corner 3/8" Alum Quartz Gray	ea.	\$ 6.05
EDQ100VG	Quadec Out Corner 3/8" Alum Traffic Gray	ea.	\$ 6.05
EDQ100W	Quadec Out Corner 3/8" Alum White	ea.	\$ 6.05
EPQ100BH	Quadec Out Corner 3/8" Pvc Bahama	ea.	\$ 3.44
EPQ100GS	Quadec Out Corner 3/8" Pvc Black	ea.	\$ 3.44
EPQ100BW	Quadec Out Corner 3/8" Pvc Brt Wht	ea.	\$ 3.44
EPQ100PG	Quadec Out Corner 3/8" Pvc Cla Grey	ea.	\$ 3.44
EPQ100G	Quadec Out Corner 3/8" Pvc Grey	ea.	\$ 3.44
EPQ100HB	Quadec Out Corner 3/8" Pvc Lt Beige	ea.	\$ 3.44
EPQ100HG	Quadec Out Corner 3/8" Pvc Lt Grey	ea.	\$ 3.44
EPQ100SP	Quadec Out Corner 3/8" Pvc Sand Pbl	ea.	\$ 3.44
EPQ100W	Quadec Out Corner 3/8" Pvc White	ea.	\$ 3.44
EDQ80GS	Quadec Out Corner 5/16" Alum Black	ea.	\$ 6.05
EDQ80BW	Quadec Out Corner 5/16" Alum Bright White	ea.	\$ 6.05
EDQ80QG	Quadec Out Corner 5/16" Alum Quartz Gray	ea.	\$ 6.05
EDQ80VG	Quadec Out Corner 5/16" Alum Traffic Gray	ea.	\$ 6.05
EDQ80W	Quadec Out Corner 5/16" Alum White	ea.	\$ 6.05
EPQ80BH	Quadec Out Corner 5/16" Pvc Bahama	ea.	\$ 3.44
EPQ80GS	Quadec Out Corner 5/16" Pvc Black	ea.	\$ 3.44
EPQ80BW	Quadec Out Corner 5/16" Pvc Brt Wht	ea.	\$ 3.44
EPQ80PG	Quadec Out Corner 5/16" Pvc Cla Grey	ea.	\$ 3.44

SCHLUTER

<u>CODE</u>	<u>DESCRIPTION</u>	<u>UNIT -></u>	<u>PRICE</u>
EPQ80G	Quadec Out Corner 5/16" Pvc Grey	ea.	\$ 3.44
EPQ80HB	Quadec Out Corner 5/16" Pvc Lt Beige	ea.	\$ 3.44
EPQ80HG	Quadec Out Corner 5/16" Pvc Lt Grey	ea.	\$ 3.44
EPQ80SP	Quadec Out Corner 5/16" Pvc Sand Pbl	ea.	\$ 3.44
EPQ80W	Quadec Out Corner 5/16" Pvc White	ea.	\$ 3.44
EDQ110GS	Quadec Out Corner 7/16" Alum Black	ea.	\$ 6.05
EDQ110BW	Quadec Out Corner 7/16" Alum Bright White	ea.	\$ 6.05
EDQ110QG	Quadec Out Corner 7/16" Alum Quartz Gray	ea.	\$ 6.05
EDQ110VG	Quadec Out Corner 7/16" Alum Traffic Gray	ea.	\$ 6.05
EDQ110W	Quadec Out Corner 7/16" Alum White	ea.	\$ 6.05
EPQ110BH	Quadec Out Corner 7/16" Pvc Bahama	ea.	\$ 3.44
EPQ110GS	Quadec Out Corner 7/16" Pvc Black	ea.	\$ 3.44
EPQ110BW	Quadec Out Corner 7/16" Pvc Brt Wht	ea.	\$ 3.44
EPQ110PG	Quadec Out Corner 7/16" Pvc Cla Grey	ea.	\$ 3.44
EPQ110G	Quadec Out Corner 7/16" Pvc Grey	ea.	\$ 3.44
EPQ110HB	Quadec Out Corner 7/16" Pvc Lt Beige	ea.	\$ 3.44
EPQ110HG	Quadec Out Corner 7/16" Pvc Lt Grey	ea.	\$ 3.44
EPQ110SP	Quadec Out Corner 7/16" Pvc Sand Pbl	ea.	\$ 3.44
EPQ110W	Quadec Out Corner 7/16" Pvc White	ea.	\$ 3.44
EDQ45GS	Quadec Out Crn 3/16" Alum Black	ea.	\$ 6.05
EDQ45SB	Quadec Out Crn 3/16" Alum Blk Brn	ea.	\$ 6.05
EDQ45PG	Quadec Out Crn 3/16" Alum Cla Grey	ea.	\$ 6.05
EDQ45SP	Quadec Out Crn 3/16" Alum Sand Pbl	ea.	\$ 6.05
EDQ125SB	Quadec Out Crn 1/2" Alum Blk Brn	ea.	\$ 6.05
EDQ125PG	Quadec Out Crn 1/2" Alum Cla Grey	ea.	\$ 6.05
EDQ125SP	Quadec Out Crn 1/2" Alum Sand Pbl	ea.	\$ 6.05
EDQ60SB	Quadec Out Crn 1/4" Alum Blk Brn	ea.	\$ 6.05
EDQ60PG	Quadec Out Crn 1/4" Alum Cla Grey	ea.	\$ 6.05
EDQ60SP	Quadec Out Crn 1/4" Alum Sand Pbl	ea.	\$ 6.05
EDQ100SB	Quadec Out Crn 3/8" Alum Blk Brn	ea.	\$ 6.05
EDQ100PG	Quadec Out Crn 3/8" Alum Cla Grey	ea.	\$ 6.05
EDQ100SP	Quadec Out Crn 3/8" Alum Sand Pbl	ea.	\$ 6.05
EDQ80SB	Quadec Out Crn 5/16" Alum Blk Brn	ea.	\$ 6.05
EDQ80PG	Quadec Out Crn 5/16" Alum Cla Grey	ea.	\$ 6.05
EDQ80SP	Quadec Out Crn 5/16" Alum Sand Pbl	ea.	\$ 6.05
EDQ110SB	Quadec Out Crn 7/16" Alum Blk Brn	ea.	\$ 6.05
EDQ110PG	Quadec Out Crn 7/16" Alum Cla Grey	ea.	\$ 6.05
EDQ110SP	Quadec Out Crn 7/16" Alum Sand Pbl	ea.	\$ 6.05
Q125ACG300	Quadec Right Angle Edg Trim 1/2" Pol Chr Anod Alu 10'	ea.	\$ 43.74
Q100ACG300	Quadec Right Angle Edg Trim 3/8" Pol Chr Anod Alu 10'	ea.	\$ 37.37
Q80ACG300	Quadec Right Angle Edg Trim 5/16" Pol Chr Anod Alu 10'	ea.	\$ 33.87
Q125ABGB	Quadec Square Edge Trim 1/2" Alum Antq Bronze	ea.	\$ 31.70
Q125TSB	Quadec Square Edge Trim 1/2" Alum Beige	ea.	\$ 54.80
Q125TSB300	QUADEC SQUARE EDGE TRIM 1/2" ALUM BEIGE 10'	ea.	\$ 68.49
Q125GS	Quadec Square Edge Trim 1/2" Alum Black	ea.	\$ 34.16
Q125SB	Quadec Square Edge Trim 1/2" Alum Blk Brn	ea.	\$ 34.16
Q125BW	Quadec Square Edge Trim 1/2" Alum Bright White	ea.	\$ 34.16
Q125TSOB	Quadec Square Edge Trim 1/2" Alum Bronze	ea.	\$ 54.80
Q125TSOB300	QUADEC SQUARE EDGE TRIM 1/2" ALUM BRONZE 10'	ea.	\$ 68.49
Q125PG	Quadec Square Edge Trim 1/2" Alum Cla Grey	ea.	\$ 34.16
Q125TSC	Quadec Square Edge Trim 1/2" Alum Cream	ea.	\$ 54.80
Q125TSC300	QUADEC SQUARE EDGE TRIM 1/2" ALUM CREAM 10'	ea.	\$ 68.49
Q125TSDA	Quadec Square Edge Trim 1/2" Alum Dark Anthracite	ea.	\$ 54.80
Q125TSDA300	QUADEC SQUARE EDGE TRIM 1/2" ALUM DK ANTHRAC	ea.	\$ 68.49
Q125TSBG	Quadec Square Edge Trim 1/2" Alum Greige	ea.	\$ 54.80
Q125TSBG300	QUADEC SQUARE EDGE TRIM 1/2" ALUM GREIGE 10'	ea.	\$ 68.49
Q125TSI	Quadec Square Edge Trim 1/2" Alum Ivory	ea.	\$ 54.80
Q125TSI300	QUADEC SQUARE EDGE TRIM 1/2" ALUM IVORY 10'	ea.	\$ 68.49
Q125TSLA	Quadec Square Edge Trim 1/2" Alum Lt Anthracite	ea.	\$ 54.80
Q125TSLA300	QUADEC SQUARE EDGE TRIM 1/2" ALUM LT ANTHRAC	ea.	\$ 68.49
Q125MBW	Quadec Square Edge Trim 1/2" Alum Mat Bright White	ea.	\$ 43.56
Q125MGS300	QUADEC SQUARE EDGE TRIM 1/2" ALUM MATTE BLAC	ea.	\$ 54.45
Q125MGS	Quadec Square Edge Trim 1/2" Alum Matte Blk	ea.	\$ 43.56
Q125MBW300	QUADEC SQUARE EDGE TRIM 1/2" ALUM MATTE WHIT	ea.	\$ 54.45

SCHLUTER

CODE	DESCRIPTION	UNIT ->	PRICE
Q125TSG	Quadec Square Edge Trim 1/2" Alum Pewter	ea.	\$ 54.80
Q125TSG300	QUADEC SQUARE EDGE TRIM 1/2" ALUM PEWTER 10'	ea.	\$ 68.49
Q125ACG	Quadec Square Edge Trim 1/2" Alum Polish Chrome	ea.	\$ 35.00
Q125QG	Quadec Square Edge Trim 1/2" Alum Quartz Gray	ea.	\$ 34.16
Q125TSR	Quadec Square Edge Trim 1/2" Alum Rustic Brown	ea.	\$ 54.80
Q125TSR300	QUADEC SQUARE EDGE TRIM 1/2" ALUM RUSTIC BRO	ea.	\$ 68.49
Q125SP	Quadec Square Edge Trim 1/2" Alum Sand Pbl	ea.	\$ 34.16
Q125AE	Quadec Square Edge Trim 1/2" Alum Satin	ea.	\$ 29.18
Q125TSSG	Quadec Square Edge Trim 1/2" Alum Stone Grey	ea.	\$ 54.80
Q125TSSG300	QUADEC SQUARE EDGE TRIM 1/2" ALUM STONE GRE'	ea.	\$ 68.49
Q125VG	Quadec Square Edge Trim 1/2" Alum Traffic Gray	ea.	\$ 34.16
Q125W	Quadec Square Edge Trim 1/2" Alum White	ea.	\$ 34.16
Q125EB	Quadec Square Edge Trim 1/2" Brush Stn Steel	ea.	\$ 116.89
Q125MC	Quadec Square Edge Trim 1/2" Chrome-Plated Brass	ea.	\$ 169.50
PQ125BH	Quadec Square Edge Trim 1/2" Pvc Bahama	ea.	\$ 14.41
PQ125GS	Quadec Square Edge Trim 1/2" Pvc Black	ea.	\$ 14.41
PQ125BW	Quadec Square Edge Trim 1/2" Pvc Brt Wht	ea.	\$ 14.41
PQ125PG	Quadec Square Edge Trim 1/2" Pvc Cla Grey	ea.	\$ 14.41
PQ125G	Quadec Square Edge Trim 1/2" Pvc Grey	ea.	\$ 14.41
PQ125HB	Quadec Square Edge Trim 1/2" Pvc Lt Beige	ea.	\$ 14.41
PQ125HG	Quadec Square Edge Trim 1/2" Pvc Lt Grey	ea.	\$ 14.41
PQ125SP	Quadec Square Edge Trim 1/2" Pvc Sand Pbl	ea.	\$ 14.41
PQ125W	Quadec Square Edge Trim 1/2" Pvc White	ea.	\$ 14.41
Q125AT	Quadec Square Edge Trim 1/2" Sat Nickel Alum	ea.	\$ 32.38
Q125ES2	Quadec Square Edge Trim 1/2" Ss Leather Texture		<i>Discontinued</i>
Q125ES1	Quadec Square Edge Trim 1/2" Ss Square Check		<i>Discontinued</i>
Q125E	Quadec Square Edge Trim 1/2" Stn Steel	ea.	\$ 79.57
Q125EV4A	Quadec Square Edge Trim 1/2" Stn Steel V4A	ea.	\$ 90.14
Q60ABGB	Quadec Square Edge Trim 1/4" Alum Antq Bronze	ea.	\$ 25.84
Q60TSB	Quadec Square Edge Trim 1/4" Alum Beige	ea.	\$ 51.06
Q60TSB300	QUADEC SQUARE EDGE TRIM 1/4" ALUM BEIGE 10'	ea.	\$ 63.84
Q60GS	Quadec Square Edge Trim 1/4" Alum Black	ea.	\$ 22.79
Q60SB	Quadec Square Edge Trim 1/4" Alum Blk Brn	ea.	\$ 22.79
Q60BW	Quadec Square Edge Trim 1/4" Alum Bright White	ea.	\$ 22.79
Q60TSOB	Quadec Square Edge Trim 1/4" Alum Bronze	ea.	\$ 51.06
Q60TSOB300	QUADEC SQUARE EDGE TRIM 1/4" ALUM BRONZE 10'	ea.	\$ 63.84
Q60PG	Quadec Square Edge Trim 1/4" Alum Cla Grey	ea.	\$ 22.79
Q60TSC	Quadec Square Edge Trim 1/4" Alum Cream	ea.	\$ 51.06
Q60TSC300	QUADEC SQUARE EDGE TRIM 1/4" ALUM CREAM 10'	ea.	\$ 63.84
Q60TSDA	Quadec Square Edge Trim 1/4" Alum Dark Anthracite	ea.	\$ 51.06
Q60TSDA300	QUADEC SQUARE EDGE TRIM 1/4" ALUM DK ANTHRAC	ea.	\$ 63.84
Q60TSBG	Quadec Square Edge Trim 1/4" Alum Greige	ea.	\$ 51.06
Q60TSBG300	QUADEC SQUARE EDGE TRIM 1/4" ALUM GREIGE 10'	ea.	\$ 63.84
Q60TSI	Quadec Square Edge Trim 1/4" Alum Ivory	ea.	\$ 51.06
Q60TSI300	QUADEC SQUARE EDGE TRIM 1/4" ALUM IVORY 10'	ea.	\$ 63.84
Q60TSLA	Quadec Square Edge Trim 1/4" Alum Lt Anthracite	ea.	\$ 51.06
Q60TSLA300	QUADEC SQUARE EDGE TRIM 1/4" ALUM LT ANTHRAC	ea.	\$ 63.84
Q60MBW	Quadec Square Edge Trim 1/4" Alum Mat Bright White	ea.	\$ 40.49
Q60MGS300	QUADEC SQUARE EDGE TRIM 1/4" ALUM MATTE BLAC	ea.	\$ 50.60
Q60MGS	Quadec Square Edge Trim 1/4" Alum Matte Blk	ea.	\$ 40.49
Q60MBW300	QUADEC SQUARE EDGE TRIM 1/4" ALUM MATTE WHIT	ea.	\$ 50.60
Q60TSG	Quadec Square Edge Trim 1/4" Alum Pewter	ea.	\$ 51.06
Q60TSG300	QUADEC SQUARE EDGE TRIM 1/4" ALUM PEWTER 10'	ea.	\$ 63.84
Q60ACG	Quadec Square Edge Trim 1/4" Alum Polish Chrome	ea.	\$ 24.32
Q60QG	Quadec Square Edge Trim 1/4" Alum Quartz Gray	ea.	\$ 22.79
Q60TSR	Quadec Square Edge Trim 1/4" Alum Rustic Brown	ea.	\$ 51.06
Q60TSR300	QUADEC SQUARE EDGE TRIM 1/4" ALUM RUSTIC BRO	ea.	\$ 63.84
Q60SP	Quadec Square Edge Trim 1/4" Alum Sand Pbl	ea.	\$ 22.79
Q60AE	Quadec Square Edge Trim 1/4" Alum Satin	ea.	\$ 22.16
Q60TSSG	Quadec Square Edge Trim 1/4" Alum Stone Grey	ea.	\$ 51.06
Q60TSSG300	QUADEC SQUARE EDGE TRIM 1/4" ALUM STONE GRE'	ea.	\$ 63.84
Q60VG	Quadec Square Edge Trim 1/4" Alum Traffic Gray	ea.	\$ 22.79
Q60W	Quadec Square Edge Trim 1/4" Alum White	ea.	\$ 22.79
Q60EB	Quadec Square Edge Trim 1/4" Brush Stn Steel	ea.	\$ 99.87

SCHLUTER

<u>CODE</u>	<u>DESCRIPTION</u>	<u>UNIT -></u>	<u>PRICE</u>
Q60MC	Quadec Square Edge Trim 1/4" Chrome-Plated Brass	ea.	\$ 145.07
PQ60BH	Quadec Square Edge Trim 1/4" Pvc Bahama	ea.	\$ 10.28
PQ60GS	Quadec Square Edge Trim 1/4" Pvc Black	ea.	\$ 10.28
PQ60BW	Quadec Square Edge Trim 1/4" Pvc Brt Wht	ea.	\$ 10.28
PQ60PG	Quadec Square Edge Trim 1/4" Pvc Cla Grey	ea.	\$ 10.28
PQ60G	Quadec Square Edge Trim 1/4" Pvc Grey	ea.	\$ 10.28
PQ60HB	Quadec Square Edge Trim 1/4" Pvc Lt Beige	ea.	\$ 10.28
PQ60HG	Quadec Square Edge Trim 1/4" Pvc Lt Grey	ea.	\$ 10.28
PQ60SP	Quadec Square Edge Trim 1/4" Pvc Sand Pbl	ea.	\$ 10.28
PQ60W	Quadec Square Edge Trim 1/4" Pvc White	ea.	\$ 10.28
Q60AT	Quadec Square Edge Trim 1/4" Sat Nickel Alum	ea.	\$ 24.28
Q60E	Quadec Square Edge Trim 1/4" Stn Steel	ea.	\$ 66.66
Q60EV4A	Quadec Square Edge Trim 1/4" Stn Steel V4A	ea.	\$ 73.34
Q90EB	Quadec Square Edge Trim 11/32" Brush Stn Steel	ea.	\$ 109.37
Q90E	Quadec Square Edge Trim 11/32" Stn Steel	ea.	\$ 74.91
Q140EB	Quadec Square Edge Trim 17/32" Brush Stn Steel	ea.	\$ 119.25
Q140E	Quadec Square Edge Trim 17/32" Stn Steel	ea.	\$ 83.59
Q45TSB	Quadec Square Edge Trim 3/16" Alum Beige	ea.	\$ 50.05
Q45GS	Quadec Square Edge Trim 3/16" Alum Black	ea.	\$ 21.15
Q45BW	Quadec Square Edge Trim 3/16" Alum Bright White	ea.	\$ 21.15
Q45TSOB	Quadec Square Edge Trim 3/16" Alum Bronze	ea.	\$ 50.05
Q45TSC	Quadec Square Edge Trim 3/16" Alum Cream	ea.	\$ 50.05
Q45TSDA	Quadec Square Edge Trim 3/16" Alum Dark Anthracite	ea.	\$ 50.05
Q45TSBG	Quadec Square Edge Trim 3/16" Alum Greige	ea.	\$ 50.05
Q45TSI	Quadec Square Edge Trim 3/16" Alum Ivory	ea.	\$ 50.05
Q45TSLA	Quadec Square Edge Trim 3/16" Alum Lt Anthracite	ea.	\$ 50.05
Q45MBW	Quadec Square Edge Trim 3/16" Alum Mat Bright White	ea.	\$ 39.67
Q45MGS	Quadec Square Edge Trim 3/16" Alum Matte Blk	ea.	\$ 39.67
Q45TSG	Quadec Square Edge Trim 3/16" Alum Pewter	ea.	\$ 50.05
Q45ACG	Quadec Square Edge Trim 3/16" Alum Polish Chrome	ea.	\$ 23.36
Q45QG	Quadec Square Edge Trim 3/16" Alum Quartz Gray	ea.	\$ 21.15
Q45TSR	Quadec Square Edge Trim 3/16" Alum Rustic Brown	ea.	\$ 50.05
Q45AE	Quadec Square Edge Trim 3/16" Alum Satin	ea.	\$ 21.72
Q45TSSG	Quadec Square Edge Trim 3/16" Alum Stone Grey	ea.	\$ 50.05
Q45VG	Quadec Square Edge Trim 3/16" Alum Traffic Gray	ea.	\$ 21.15
Q45W	Quadec Square Edge Trim 3/16" Alum White	ea.	\$ 21.15
Q45SB	Quadec Square Edge Trim 3/16" Blk Brn	ea.	\$ 21.15
Q45PG	Quadec Square Edge Trim 3/16" Cla Grey	ea.	\$ 21.15
Q45SP	Quadec Square Edge Trim 3/16" Sand Pbl	ea.	\$ 21.15
Q45AT	Quadec Square Edge Trim 3/16" Sat Nickel Alum	ea.	\$ 23.32
Q45E	Quadec Square Edge Trim 3/16" Stn Steel	ea.	\$ 56.87
Q200AE	Quadec Square Edge Trim 3/4" Alum Satin	ea.	\$ 36.03
Q100ABGB	Quadec Square Edge Trim 3/8" Alum Antq Bronze	ea.	\$ 29.36
Q100TSB	Quadec Square Edge Trim 3/8" Alum Beige	ea.	\$ 53.53
Q100TSB300	QUADEC SQUARE EDGE TRIM 3/8" ALUM BEIGE 10'	ea.	\$ 66.90
Q100GS	Quadec Square Edge Trim 3/8" Alum Black	ea.	\$ 28.87
Q100SB	Quadec Square Edge Trim 3/8" Alum Blk Brn	ea.	\$ 28.87
Q100BW	Quadec Square Edge Trim 3/8" Alum Bright White	ea.	\$ 28.87
Q100TSOB	Quadec Square Edge Trim 3/8" Alum Bronze	ea.	\$ 53.53
Q100TSOB300	QUADEC SQUARE EDGE TRIM 3/8" ALUM BRONZE 10'	ea.	\$ 66.90
Q100ATGB	QUADEC SQUARE EDGE TRIM 3/8" ALUM BRUSH NICK	ea.	\$ 29.36
Q100PG	Quadec Square Edge Trim 3/8" Alum Cla Grey	ea.	\$ 28.87
Q100TSC	Quadec Square Edge Trim 3/8" Alum Cream	ea.	\$ 53.53
Q100TSC300	QUADEC SQUARE EDGE TRIM 3/8" ALUM CREAM 10'	ea.	\$ 66.90
Q100TSDA	Quadec Square Edge Trim 3/8" Alum Dark Anthracite	ea.	\$ 53.53
Q100TSDA300	QUADEC SQUARE EDGE TRIM 3/8" ALUM DK ANTHRAC	ea.	\$ 66.90
Q100TSBG	Quadec Square Edge Trim 3/8" Alum Greige	ea.	\$ 53.53
Q100TSBG300	QUADEC SQUARE EDGE TRIM 3/8" ALUM GREIGE 10'	ea.	\$ 66.90
Q100TSI	Quadec Square Edge Trim 3/8" Alum Ivory	ea.	\$ 53.53
Q100TSI300	QUADEC SQUARE EDGE TRIM 3/8" ALUM IVORY 10'	ea.	\$ 66.90
Q100TSLA	Quadec Square Edge Trim 3/8" Alum Lt Anthracite	ea.	\$ 53.53
Q100TSLA300	QUADEC SQUARE EDGE TRIM 3/8" ALUM LT ANTHRAC	ea.	\$ 66.90
Q100MBW	Quadec Square Edge Trim 3/8" Alum Mat Bright White	ea.	\$ 42.66
Q100MGS300	QUADEC SQUARE EDGE TRIM 3/8" ALUM MATTE BLAC	ea.	\$ 53.33

SCHLUTER

<u>CODE</u>	<u>DESCRIPTION</u>	<u>UNIT -></u>	<u>PRICE</u>
Q100MGS	Quadec Square Edge Trim 3/8" Alum Matte Blk	ea.	\$ 42.66
Q100MBW300	QUADEC SQUARE EDGE TRIM 3/8" ALUM MATTE WHIT	ea.	\$ 53.33
Q100TSG	Quadec Square Edge Trim 3/8" Alum Pewter	ea.	\$ 53.53
Q100TSG300	QUADEC SQUARE EDGE TRIM 3/8" ALUM PEWTER 10'	ea.	\$ 66.90
Q100ACG	Quadec Square Edge Trim 3/8" Alum Polish Chrome	ea.	\$ 29.88
Q100QG	Quadec Square Edge Trim 3/8" Alum Quartz Gray	ea.	\$ 28.87
Q100TSR	Quadec Square Edge Trim 3/8" Alum Rustic Brown	ea.	\$ 53.53
Q100TSR300	QUADEC SQUARE EDGE TRIM 3/8" ALUM RUSTIC BRO	ea.	\$ 66.90
Q100SP	Quadec Square Edge Trim 3/8" Alum Sand Pbl	ea.	\$ 28.87
Q100AE	Quadec Square Edge Trim 3/8" Alum Satin	ea.	\$ 24.78
Q100AT	Quadec Square Edge Trim 3/8" Alum Satin Nickel	ea.	\$ 28.40
Q100TSSG	Quadec Square Edge Trim 3/8" Alum Stone Grey	ea.	\$ 53.53
Q100TSSG300	QUADEC SQUARE EDGE TRIM 3/8" ALUM STONE GRE'	ea.	\$ 66.90
Q100VG	Quadec Square Edge Trim 3/8" Alum Traffic Gray	ea.	\$ 28.87
Q100W	Quadec Square Edge Trim 3/8" Alum White	ea.	\$ 28.87
Q100EB	Quadec Square Edge Trim 3/8" Brush Stn Steel	ea.	\$ 112.01
Q100MC	Quadec Square Edge Trim 3/8" Chrome-Plated Brass	ea.	\$ 162.84
PQ100BH	Quadec Square Edge Trim 3/8" Pvc Bahama	ea.	\$ 11.53
PQ100GS	Quadec Square Edge Trim 3/8" Pvc Black	ea.	\$ 11.53
PQ100BW	Quadec Square Edge Trim 3/8" Pvc Brt Wht	ea.	\$ 11.53
PQ100PG	Quadec Square Edge Trim 3/8" Pvc Cla Grey	ea.	\$ 11.53
PQ100G	Quadec Square Edge Trim 3/8" Pvc Grey	ea.	\$ 11.53
PQ100HB	Quadec Square Edge Trim 3/8" Pvc Lt Beige	ea.	\$ 11.53
PQ100HG	Quadec Square Edge Trim 3/8" Pvc Lt Grey	ea.	\$ 11.53
PQ100SP	Quadec Square Edge Trim 3/8" Pvc Sand Pbl	ea.	\$ 11.53
PQ100W	Quadec Square Edge Trim 3/8" Pvc White	ea.	\$ 11.53
Q100ES2	Quadec Square Edge Trim 3/8" Ss Leather Texture		<i>Discontinued</i>
Q100ES1	Quadec Square Edge Trim 3/8" Ss Square Check		<i>Discontinued</i>
Q100E	Quadec Square Edge Trim 3/8" Stn Steel	ea.	\$ 75.12
Q100EV4A	Quadec Square Edge Trim 3/8" Stn Steel V4A	ea.	\$ 85.23
Q80ABGB	Quadec Square Edge Trim 5/16" Alum Antq Bronze	ea.	\$ 26.38
Q80TSB	Quadec Square Edge Trim 5/16" Alum Beige	ea.	\$ 52.10
Q80TSB300	QUADEC SQUARE EDGE TRIM 5/16" ALUM BEIGE 10'	ea.	\$ 65.14
Q80GS	Quadec Square Edge Trim 5/16" Alum Black	ea.	\$ 25.62
Q80SB	Quadec Square Edge Trim 5/16" Alum Blk Brn	ea.	\$ 25.62
Q80BW	Quadec Square Edge Trim 5/16" Alum Bright White	ea.	\$ 25.62
Q80TSOB	Quadec Square Edge Trim 5/16" Alum Bronze	ea.	\$ 52.10
Q80TSOB300	QUADEC SQUARE EDGE TRIM 5/16" ALUM BRONZE 10	ea.	\$ 65.14
Q80ATGB	QUADEC SQUARE EDGE TRIM 5/16" ALUM BRUSH NICI	ea.	\$ 26.38
Q80PG	Quadec Square Edge Trim 5/16" Alum Cla Grey	ea.	\$ 25.62
Q80TSC	Quadec Square Edge Trim 5/16" Alum Cream	ea.	\$ 52.10
Q80TSC300	QUADEC SQUARE EDGE TRIM 5/16" ALUM CREAM 10'	ea.	\$ 65.14
Q80TSDA	Quadec Square Edge Trim 5/16" Alum Dark Anthracite	ea.	\$ 52.10
Q80TSDA300	QUADEC SQUARE EDGE TRIM 5/16" ALUM DK ANTHRA	ea.	\$ 65.14
Q80TSBG	Quadec Square Edge Trim 5/16" Alum Greige	ea.	\$ 52.10
Q80TSBG300	QUADEC SQUARE EDGE TRIM 5/16" ALUM GREIGE 10'	ea.	\$ 65.14
Q80TSI	Quadec Square Edge Trim 5/16" Alum Ivory	ea.	\$ 52.10
Q80TSI300	QUADEC SQUARE EDGE TRIM 5/16" ALUM IVORY 10'	ea.	\$ 65.14
Q80TSLA	Quadec Square Edge Trim 5/16" Alum Lt Anthracite	ea.	\$ 52.10
Q80TSLA300	QUADEC SQUARE EDGE TRIM 5/16" ALUM LT ANTHRA	ea.	\$ 65.14
Q80MBW	Quadec Square Edge Trim 5/16" Alum Mat Bright White	ea.	\$ 41.29
Q80MGS300	QUADEC SQUARE EDGE TRIM 5/16" ALUM MATTE BLA	ea.	\$ 51.63
Q80MGS	Quadec Square Edge Trim 5/16" Alum Matte Blk	ea.	\$ 41.29
Q80MBW300	QUADEC SQUARE EDGE TRIM 5/16" ALUM MATTE WHI	ea.	\$ 51.63
Q80TSG	Quadec Square Edge Trim 5/16" Alum Pewter	ea.	\$ 52.10
Q80TSG300	QUADEC SQUARE EDGE TRIM 5/16" ALUM PEWTER 10	ea.	\$ 65.14
Q80ACG	Quadec Square Edge Trim 5/16" Alum Polish Chrome	ea.	\$ 27.12
Q80QG	Quadec Square Edge Trim 5/16" Alum Quartz Gray	ea.	\$ 25.62
Q80TSR	Quadec Square Edge Trim 5/16" Alum Rustic Brown	ea.	\$ 52.10
Q80TSR300	QUADEC SQUARE EDGE TRIM 5/16" ALUM RUSTIC BRO	ea.	\$ 65.14
Q80SP	Quadec Square Edge Trim 5/16" Alum Sand Pbl	ea.	\$ 25.62
Q80AE	Quadec Square Edge Trim 5/16" Alum Satin	ea.	\$ 23.79
Q80AT	Quadec Square Edge Trim 5/16" Alum Satin Nickel	ea.	\$ 26.76
Q80TSSG	Quadec Square Edge Trim 5/16" Alum Stone Grey	ea.	\$ 52.10

SCHLUTER

CODE	DESCRIPTION	UNIT ->	PRICE
Q80TSSG300	QUADEC SQUARE EDGE TRIM 5/16" ALUM STONE GRE	ea.	\$ 65.14
Q80VG	Quadec Square Edge Trim 5/16" Alum Traffic Gray	ea.	\$ 25.62
Q80W	Quadec Square Edge Trim 5/16" Alum White	ea.	\$ 25.62
Q80EB	Quadec Square Edge Trim 5/16" Brush Stn Steel	ea.	\$ 107.22
Q80MC	Quadec Square Edge Trim 5/16" Chrome-Plated Brass	ea.	\$ 150.62
PQ80BH	Quadec Square Edge Trim 5/16" Pvc Bahama	ea.	\$ 10.80
PQ80GS	Quadec Square Edge Trim 5/16" Pvc Black	ea.	\$ 10.80
PQ80BW	Quadec Square Edge Trim 5/16" Pvc Brt Wht	ea.	\$ 10.80
PQ80PG	Quadec Square Edge Trim 5/16" Pvc Cla Grey	ea.	\$ 10.80
PQ80G	Quadec Square Edge Trim 5/16" Pvc Grey	ea.	\$ 10.80
PQ80HB	Quadec Square Edge Trim 5/16" Pvc Lt Beige	ea.	\$ 10.80
PQ80HG	Quadec Square Edge Trim 5/16" Pvc Lt Grey	ea.	\$ 10.80
PQ80SP	Quadec Square Edge Trim 5/16" Pvc Sand Pbl	ea.	\$ 10.80
PQ80W	Quadec Square Edge Trim 5/16" Pvc White	ea.	\$ 10.80
Q80ES2	Quadec Square Edge Trim 5/16" Ss Leather Texture		<i>Discontinued</i>
Q80ES1	Quadec Square Edge Trim 5/16" Ss Square Check		<i>Discontinued</i>
Q80E	Quadec Square Edge Trim 5/16" Stn Steel	ea.	\$ 69.94
Q80EV4A	Quadec Square Edge Trim 5/16" Stn Steel V4A	ea.	\$ 79.25
Q110TSB	Quadec Square Edge Trim 7/16" Alum Beige	ea.	\$ 54.23
Q110TSB300	QUADEC SQUARE EDGE TRIM 7/16" ALUM BEIGE 10'	ea.	\$ 67.80
Q110GS	Quadec Square Edge Trim 7/16" Alum Black	ea.	\$ 30.67
Q110SB	Quadec Square Edge Trim 7/16" Alum Blk Brn	ea.	\$ 30.67
Q110BW	Quadec Square Edge Trim 7/16" Alum Bright White	ea.	\$ 30.67
Q110TSOB	Quadec Square Edge Trim 7/16" Alum Bronze	ea.	\$ 54.23
Q110TSOB300	QUADEC SQUARE EDGE TRIM 7/16" ALUM BRONZE 10	ea.	\$ 67.80
Q110PG	Quadec Square Edge Trim 7/16" Alum Cla Grey	ea.	\$ 30.67
Q110TSC	Quadec Square Edge Trim 7/16" Alum Cream	ea.	\$ 54.23
Q110TSC300	QUADEC SQUARE EDGE TRIM 7/16" ALUM CREAM 10'	ea.	\$ 67.80
Q110TSDA	Quadec Square Edge Trim 7/16" Alum Dark Anthracite	ea.	\$ 54.23
Q110TSDA300	QUADEC SQUARE EDGE TRIM 7/16" ALUM DK ANTHRA	ea.	\$ 67.80
Q110TSBG	Quadec Square Edge Trim 7/16" Alum Greige	ea.	\$ 54.23
Q110TSBG300	QUADEC SQUARE EDGE TRIM 7/16" ALUM GREIGE 10'	ea.	\$ 67.80
Q110TSI	Quadec Square Edge Trim 7/16" Alum Ivory	ea.	\$ 54.23
Q110TSI300	QUADEC SQUARE EDGE TRIM 7/16" ALUM IVORY 10'	ea.	\$ 67.80
Q110TSLA	Quadec Square Edge Trim 7/16" Alum Lt Anthracite	ea.	\$ 54.23
Q110TSLA300	QUADEC SQUARE EDGE TRIM 7/16" ALUM LT ANTHRA	ea.	\$ 67.80
Q110MBW	Quadec Square Edge Trim 7/16" Alum Mat Bright White	ea.	\$ 43.12
Q110MGS300	QUADEC SQUARE EDGE TRIM 7/16" ALUM MATTE BLA	ea.	\$ 53.90
Q110MGS	Quadec Square Edge Trim 7/16" Alum Matte Blk	ea.	\$ 43.12
Q110MBW300	QUADEC SQUARE EDGE TRIM 7/16" ALUM MATTE WHI	ea.	\$ 53.90
Q110TSG	Quadec Square Edge Trim 7/16" Alum Pewter	ea.	\$ 54.23
Q110TSG300	QUADEC SQUARE EDGE TRIM 7/16" ALUM PEWTER 10	ea.	\$ 67.80
Q110QG	Quadec Square Edge Trim 7/16" Alum Quartz Gray	ea.	\$ 30.67
Q110TSR	Quadec Square Edge Trim 7/16" Alum Rustic Brown	ea.	\$ 54.23
Q110TSR300	QUADEC SQUARE EDGE TRIM 7/16" ALUM RUSTIC BR	ea.	\$ 67.80
Q110SP	Quadec Square Edge Trim 7/16" Alum Sand Pbl	ea.	\$ 30.67
Q110TSSG	Quadec Square Edge Trim 7/16" Alum Stone Grey	ea.	\$ 54.23
Q110TSSG300	QUADEC SQUARE EDGE TRIM 7/16" ALUM STONE GRE	ea.	\$ 67.80
Q110VG	Quadec Square Edge Trim 7/16" Alum Traffic Gray	ea.	\$ 30.67
Q110W	Quadec Square Edge Trim 7/16" Alum White	ea.	\$ 30.67
Q110EB	Quadec Square Edge Trim 7/16" Brush Stn Steel	ea.	\$ 114.47
PQ110BH	Quadec Square Edge Trim 7/16" Pvc Bahama	ea.	\$ 12.98
PQ110GS	Quadec Square Edge Trim 7/16" Pvc Black	ea.	\$ 12.98
PQ110BW	Quadec Square Edge Trim 7/16" Pvc Brt Wht	ea.	\$ 12.98
PQ110PG	Quadec Square Edge Trim 7/16" Pvc Cla Grey	ea.	\$ 12.98
PQ110G	Quadec Square Edge Trim 7/16" Pvc Grey	ea.	\$ 12.98
PQ110HB	Quadec Square Edge Trim 7/16" Pvc Lt Beige	ea.	\$ 12.98
PQ110HG	Quadec Square Edge Trim 7/16" Pvc Lt Grey	ea.	\$ 12.98
PQ110SP	Quadec Square Edge Trim 7/16" Pvc Sand Pbl	ea.	\$ 12.98
PQ110W	Quadec Square Edge Trim 7/16" Pvc White	ea.	\$ 12.98
Q110ES2	Quadec Square Edge Trim 7/16" Ss Leather Texture		<i>Discontinued</i>
Q110ES1	Quadec Square Edge Trim 7/16" Ss Square Check		<i>Discontinued</i>
Q110E	Quadec Square Edge Trim 7/16" Stn Steel	ea.	\$ 78.74
Q150AE	Quadec Square Edge Trim 9/16" Alum Satin	ea.	\$ 32.93

SCHLUTER

<u>CODE</u>	<u>DESCRIPTION</u>	<u>UNIT -></u>	<u>PRICE</u>
Q150EB	Quadec Square Edge Trim 9/16" Brush Stn Steel	ea.	\$ 121.61
Q150E	Quadec Square Edge Trim 9/16" Stn Steel	ea.	\$ 85.26
Q70EB	Quadec Square Edge Trim 9/32" Brush Stn Steel	ea.	\$ 104.25
Q70E	Quadec Square Edge Trim 9/32" Stn Steel	ea.	\$ 68.96
Q125ATGB	QUADEC SQUARE EDGE TRIM1/2" ALUM BRUSH NICKEL	ea.	\$ 31.70
QF850ABGB	Quadec-Fs Deco 5/16" Alum Antq Bronze	ea.	\$ 56.49
QF850ACG	Quadec-Fs Deco 5/16" Alum Polish Chrome	ea.	\$ 48.58
QF850AE	Quadec-Fs Deco 5/16" Alum Satin	ea.	\$ 41.16
QF850AT	Quadec-Fs Deco 5/16" Alum Satin Nickel	ea.	\$ 43.58
EVQF850ABGB	Quadec-Fs In/Out Corner 5/16" Alum Antq Bronze	ea.	\$ 33.73
EVQF850ACG	Quadec-Fs In/Out Corner 5/16" Alum Polish Chrome	ea.	\$ 32.24
EVQF850AE	Quadec-Fs In/Out Corner 5/16" Alum Satin	ea.	\$ 29.86
EVQF850AT	Quadec-Fs In/Out Corner 5/16" Alum Satin Nickel	ea.	\$ 29.86
Q125ABGBK	Quadec-K W/O Anchoring Leg Alum Antq Bronze	ea.	\$ 31.68
Q125ACGK	Quadec-K W/O Anchoring Leg Alum Polish Chrome	ea.	\$ 28.96
Q125AEK	Quadec-K W/O Anchoring Leg Alum Satin	ea.	\$ 24.54
Q125ATK	Quadec-K W/O Anchoring Leg Alum Satin Nickel	ea.	\$ 26.80
REMA	Rema Access Panel Kit	ea.	\$ 14.87
AERP60B50	Reno-Ramp 2" Wide Reducer 1/4" Alum Satin	ea.	\$ 61.89
AERP125B65	Reno-Ramp 2-1/2" Wide Reducer 1/2" Alum Satin	ea.	\$ 65.37
AERP100B65	Reno-Ramp 2-1/2" Wide Reducer 3/8" Alum Satin	ea.	\$ 62.38
AERP125B90	Reno-Ramp 3-1/2" Wide Reducer 1/2" Alum Satin	ea.	\$ 83.17
AERP200B90	Reno-Ramp 3-1/2" Wide Reducer 3/4" Alum Satin	ea.	\$ 90.90
AERP150B90	Reno-Ramp 3-1/2" Wide Reducer 9/16" Alum Satin	ea.	\$ 86.14
AERP125B65	Reno-Ramp-K Retrofit Reducer 1/2" Alum Satin	ea.	\$ 65.25
T925AE	Reno-T 1"-Wide Transition Alum Satin	ea.	\$ 17.90
T925AM	Reno-T 1"-Wide Transition Alum Satin Brass	ea.	\$ 20.78
T925AK	Reno-T 1"-Wide Transition Alum Satin Copper	ea.	\$ 29.31
T925AT	Reno-T 1"-Wide Transition Alum Satin Nickel	ea.	\$ 29.31
T925M	Reno-T 1"-Wide Transition Brass	ea.	\$ 51.76
T925EB	Reno-T 1"-Wide Transition Brush Stn Steel	ea.	\$ 57.35
T925E	Reno-T 1"-Wide Transition Stn Steel	ea.	\$ 57.62
T914AE	Reno-T 17/32"-Wide Transition Alum Satin	ea.	\$ 15.01
T914AM	Reno-T 17/32"-Wide Transition Alum Satin Brass	ea.	\$ 16.20
T914AK	Reno-T 17/32"-Wide Transition Alum Satin Copper	ea.	\$ 17.97
T914AT	Reno-T 17/32"-Wide Transition Alum Satin Nickel	ea.	\$ 17.97
T914M	Reno-T 17/32"-Wide Transition Brass	ea.	\$ 30.61
T914EB	Reno-T 17/32"-Wide Transition Brush Stn Steel	ea.	\$ 41.19
T914E	Reno-T 17/32"-Wide Transition Stn Steel	ea.	\$ 43.37
RATK100ABGB	Reno-Tk Radius Reducer 3/8" Alum Antq Bronze	ea.	\$ 36.93
ATK125ABGB	Reno-Tk Reducer 1/2" Alum Antq Bronze	ea.	\$ 38.30
ATK125AMB	Reno-Tk Reducer 1/2" Alum Bright Brass		<i>Discontinued</i>
ATK125ACB	Reno-Tk Reducer 1/2" Alum Bright Chrome	ea.	\$ 32.78
ATK125AKGB	Reno-Tk Reducer 1/2" Alum Brush Copper		<i>Discontinued</i>
ATK125ATGB	Reno-Tk Reducer 1/2" Alum Brush Nickel	ea.	\$ 37.53
AETK125	Reno-Tk Reducer 1/2" Alum Satin	ea.	\$ 31.28
ATK125AK	Reno-Tk Reducer 1/2" Alum Satin Copper		<i>Discontinued</i>
ATK125AT	Reno-Tk Reducer 1/2" Alum Satin Nickel	ea.	\$ 34.75
MTK125	Reno-Tk Reducer 1/2" Brass	ea.	\$ 81.19
EBTK125	Reno-Tk Reducer 1/2" Brush Stn Steel	ea.	\$ 88.05
ETK125	Reno-Tk Reducer 1/2" Stn Steel	ea.	\$ 67.73
ATK60AMB	Reno-Tk Reducer 1/4" Alum Bright Brass		<i>Discontinued</i>
ATK60ACB	Reno-Tk Reducer 1/4" Alum Bright Chrome	ea.	\$ 22.13
AETK60	Reno-Tk Reducer 1/4" Alum Satin	ea.	\$ 20.45
ATK60AK	Reno-Tk Reducer 1/4" Alum Satin Copper		<i>Discontinued</i>
ATK60AT	Reno-Tk Reducer 1/4" Alum Satin Nickel	ea.	\$ 23.94
ATK100ABGB	Reno-Tk Reducer 3/8" Alum Antq Bronze	ea.	\$ 31.53
ATK100AMB	Reno-Tk Reducer 3/8" Alum Bright Brass		<i>Discontinued</i>
ATK100ACB	Reno-Tk Reducer 3/8" Alum Bright Chrome	ea.	\$ 25.66
ATK100AKGB	Reno-Tk Reducer 3/8" Alum Brush Copper		<i>Discontinued</i>
ATK100ATGB	Reno-Tk Reducer 3/8" Alum Brush Nickel	ea.	\$ 30.90
AETK100	Reno-Tk Reducer 3/8" Alum Satin	ea.	\$ 24.15
ATK100AK	Reno-Tk Reducer 3/8" Alum Satin Copper		<i>Discontinued</i>
ATK100AT	Reno-Tk Reducer 3/8" Alum Satin Nickel	ea.	\$ 30.88

SCHLUTER

<u>CODE</u>	<u>DESCRIPTION</u>	<u>UNIT -></u>	<u>PRICE</u>
MTK100	Reno-Tk Reducer 3/8" Brass	ea.	\$ 59.86
EBTK100	Reno-Tk Reducer 3/8" Brush Stn Steel	ea.	\$ 82.63
ETK100	Reno-Tk Reducer 3/8" Stn Steel	ea.	\$ 63.56
ATK80ABGB	Reno-Tk Reducer 5/16" Alum Antq Bronze	ea.	\$ 29.13
ATK80AMB	Reno-Tk Reducer 5/16" Alum Bright Brass		<i>Discontinued</i>
ATK80ACB	Reno-Tk Reducer 5/16" Alum Bright Chrome	ea.	\$ 23.77
ATK80AKGB	Reno-Tk Reducer 5/16" Alum Brush Copper		<i>Discontinued</i>
ATK80ATGB	Reno-Tk Reducer 5/16" Alum Brush Nickel	ea.	\$ 28.55
AETK80	Reno-Tk Reducer 5/16" Alum Satin	ea.	\$ 22.13
ATK80AK	Reno-Tk Reducer 5/16" Alum Satin Copper		<i>Discontinued</i>
ATK80AT	Reno-Tk Reducer 5/16" Alum Satin Nickel	ea.	\$ 25.49
MTK80	Reno-Tk Reducer 5/16" Brass	ea.	\$ 55.19
EBTK80	Reno-Tk Reducer 5/16" Brush Stn Steel	ea.	\$ 75.69
ETK80	Reno-Tk Reducer 5/16" Stn Steel	ea.	\$ 58.24
EBTK110	Reno-Tk Reducer 7/16" Brush Stn Steel	ea.	\$ 85.24
ETK110	Reno-Tk Reducer 7/16" Stn Steel	ea.	\$ 66.04
RATK60AMB	Reno-Tk-Radius Reducer 1/4" Alum Bright Brass		<i>Discontinued</i>
RATK60ACB	Reno-Tk-Radius Reducer 1/4" Alum Bright Chrome	ea.	\$ 27.53
RAETK60	Reno-Tk-Radius Reducer 1/4" Alum Satin	ea.	\$ 25.85
RATK60AK	Reno-Tk-Radius Reducer 1/4" Alum Satin Copper		<i>Discontinued</i>
RATK60AT	Reno-Tk-Radius Reducer 1/4" Alum Satin Nickel	ea.	\$ 29.34
RATK100AMB	Reno-Tk-Radius Reducer 3/8" Alum Bright Brass		<i>Discontinued</i>
RATK100ACB	Reno-Tk-Radius Reducer 3/8" Alum Bright Chrome	ea.	\$ 31.06
RATK100AKGB	Reno-Tk-Radius Reducer 3/8" Alum Brush Copper		<i>Discontinued</i>
RATK100ATGB	Reno-Tk-Radius Reducer 3/8" Alum Brush Nickel	ea.	\$ 36.30
RAETK100	Reno-Tk-Radius Reducer 3/8" Alum Satin	ea.	\$ 29.55
RATK100AK	Reno-Tk-Radius Reducer 3/8" Alum Satin Copper		<i>Discontinued</i>
RATK100AT	Reno-Tk-Radius Reducer 3/8" Alum Satin Nickel	ea.	\$ 36.28
RMTK100	Reno-Tk-Radius Reducer 3/8" Brass	ea.	\$ 65.26
RATK80ABGB	Reno-Tk-Radius Reducer 5/16" Alum Antq Bronze	ea.	\$ 34.53
RATK80AMB	Reno-Tk-Radius Reducer 5/16" Alum Bright Brass		<i>Discontinued</i>
RATK80ACB	Reno-Tk-Radius Reducer 5/16" Alum Bright Chrome	ea.	\$ 29.17
RATK80AKGB	Reno-Tk-Radius Reducer 5/16" Alum Brush Copper		<i>Discontinued</i>
RATK80ATGB	Reno-Tk-Radius Reducer 5/16" Alum Brush Nickel	ea.	\$ 33.95
RAETK80	Reno-Tk-Radius Reducer 5/16" Alum Satin	ea.	\$ 27.53
RATK80AK	Reno-Tk-Radius Reducer 5/16" Alum Satin Copper		<i>Discontinued</i>
RATK80AT	Reno-Tk-Radius Reducer 5/16" Alum Satin Nickel	ea.	\$ 30.89
RMTK80	Reno-Tk-Radius Reducer 5/16" Brass	ea.	\$ 60.59
AU125ABGB	Reno-U Reducer 1/2" Alum Antq Bronze	ea.	\$ 44.08
AU125AMB	Reno-U Reducer 1/2" Alum Bright Brass		<i>Discontinued</i>
AU125ACB	Reno-U Reducer 1/2" Alum Bright Chrome	ea.	\$ 40.35
AU125AKGB	Reno-U Reducer 1/2" Alum Brush Copper		<i>Discontinued</i>
AU125ATGB	Reno-U Reducer 1/2" Alum Brush Nickel	ea.	\$ 44.08
AEU125	Reno-U Reducer 1/2" Alum Satin	ea.	\$ 33.44
AU125AM	Reno-U Reducer 1/2" Alum Satin Brass	ea.	\$ 34.75
AU125AK	Reno-U Reducer 1/2" Alum Satin Copper		<i>Discontinued</i>
AU125AT	Reno-U Reducer 1/2" Alum Satin Nickel	ea.	\$ 34.75
MU125	Reno-U Reducer 1/2" Brass	ea.	\$ 102.08
EBU125	Reno-U Reducer 1/2" Brush Stn Steel	ea.	\$ 121.16
EU125	Reno-U Reducer 1/2" Stn Steel	ea.	\$ 83.26
AEU35	Reno-U Reducer 1/8" Alum Satin	ea.	\$ 20.06
AEU175	Reno-U Reducer 11/16" Alum	ea.	\$ 50.59
EBU175	Reno-U Reducer 11/16" Brush Stn Steel	ea.	\$ 137.22
EU175	Reno-U Reducer 11/16" Stn Steel	ea.	\$ 99.63
EBU200	Reno-U Reducer 3/4" Brush Stn Steel	ea.	\$ 146.81
EU200	Reno-U Reducer 3/4" Stn Steel	ea.	\$ 109.58
AU100ABGB	Reno-U Reducer 3/8" Alum Antq Bronze	ea.	\$ 36.51
AU100AMB	Reno-U Reducer 3/8" Alum Bright Brass		<i>Discontinued</i>
AU100ACB	Reno-U Reducer 3/8" Alum Bright Chrome	ea.	\$ 31.42
AU100AKGB	Reno-U Reducer 3/8" Alum Brush Copper		<i>Discontinued</i>
AU100ATGB	Reno-U Reducer 3/8" Alum Brush Nickel	ea.	\$ 36.51
AEU100	Reno-U Reducer 3/8" Alum Satin	ea.	\$ 25.31
AU100AM	Reno-U Reducer 3/8" Alum Satin Brass	ea.	\$ 26.74
AU100AK	Reno-U Reducer 3/8" Alum Satin Copper		<i>Discontinued</i>

SCHLUTER

<u>CODE</u>	<u>DESCRIPTION</u>	<u>UNIT -></u>	<u>PRICE</u>
AU100AT	Reno-U Reducer 3/8" Alum Satin Nickel	ea.	\$ 26.74
MU100	Reno-U Reducer 3/8" Brass	ea.	\$ 81.42
EBU100	Reno-U Reducer 3/8" Brush Stn Steel	ea.	\$ 112.55
EU100	Reno-U Reducer 3/8" Stn Steel	ea.	\$ 75.04
AU80ABGB	Reno-U Reducer 5/16" Alum Antq Bronze	ea.	\$ 33.24
AU80AMB	Reno-U Reducer 5/16" Alum Bright Brass		<i>Discontinued</i>
AU80ACB	Reno-U Reducer 5/16" Alum Bright Chrome	ea.	\$ 26.98
AU80AKGB	Reno-U Reducer 5/16" Alum Brush Copper		<i>Discontinued</i>
AU80ATGB	Reno-U Reducer 5/16" Alum Brush Nickel	ea.	\$ 33.24
AEU80	Reno-U Reducer 5/16" Alum Satin	ea.	\$ 24.03
AU80AM	Reno-U Reducer 5/16" Alum Satin Brass	ea.	\$ 24.36
AU80AK	Reno-U Reducer 5/16" Alum Satin Copper		<i>Discontinued</i>
AU80AT	Reno-U Reducer 5/16" Alum Satin Nickel	ea.	\$ 24.36
MU80	Reno-U Reducer 5/16" Brass	ea.	\$ 72.41
EBU80	Reno-U Reducer 5/16" Brush Stn Steel	ea.	\$ 106.01
EU80	Reno-U Reducer 5/16" Stn Steel	ea.	\$ 68.60
EBU110	Reno-U Reducer 7/16" Brush Stn Steel	ea.	\$ 114.87
EU110	Reno-U Reducer 7/16" Stn Steel	ea.	\$ 77.04
AEU150	Reno-U Reducer 9/16" Alum Satin	ea.	\$ 42.96
MU150	Reno-U Reducer 9/16" Brass	ea.	\$ 113.32
EBU150	Reno-U Reducer 9/16" Brush Stn Steel	ea.	\$ 128.22
EU150	Reno-U Reducer 9/16" Stn Steel	ea.	\$ 90.55
AEVT125B30	Reno-V 1-3/16" Adj Reducer 1/2" Alum Satin	ea.	\$ 82.08
AVT125B30AM	Reno-V 1-3/16" Adj Reducer 1/2" Alum Satin Brass		<i>Discontinued</i>
AEVT175B30	Reno-V 1-3/16" Adj Reducer 11/16" Alum Satin	ea.	\$ 85.60
AVT175B30AM	Reno-V 1-3/16" Adj Reducer 11/16" Alum Satin Brass		<i>Discontinued</i>
AEVT200B30	Reno-V 1-3/16" Adj Reducer 3/4" Alum Satin	ea.	\$ 91.74
AVT200B30AM	Reno-V 1-3/16" Adj Reducer 3/4" Alum Satin Brass		<i>Discontinued</i>
AEVT100B30	Reno-V 1-3/16" Adj Reducer 3/8" Alum Satin	ea.	\$ 81.17
AVT100B30AM	Reno-V 1-3/16" Adj Reducer 3/8" Alum Satin Brass		<i>Discontinued</i>
AEVT80B30	Reno-V 1-3/16" Adj Reducer 5/16" Alum Satin	ea.	\$ 79.48
AVT80B30AM	Reno-V 1-3/16" Adj Reducer 5/16" Alum Satin Brass		<i>Discontinued</i>
AEVT150B30	Reno-V 1-3/16" Adj Reducer 9/16" Alum Satin	ea.	\$ 83.78
AVT150B30AM	Reno-V 1-3/16" Adj Reducer 9/16" Alum Satin Brass		<i>Discontinued</i>
AEVT125B40	Reno-V 1-9/16" Adj Reducer 1/2" Alum Satin	ea.	\$ 91.36
AVT125B40AM	Reno-V 1-9/16" Adj Reducer 1/2" Alum Satin Brass		<i>Discontinued</i>
AEVT175B40	Reno-V 1-9/16" Adj Reducer 11/16" Alum Satin	ea.	\$ 95.27
AVT175B40AM	Reno-V 1-9/16" Adj Reducer 11/16" Alum Satin Brass		<i>Discontinued</i>
AEVT200B40	Reno-V 1-9/16" Adj Reducer 3/4" Alum Satin	ea.	\$ 101.44
AVT200B40AM	Reno-V 1-9/16" Adj Reducer 3/4" Alum Satin Brass		<i>Discontinued</i>
AEVT100B40	Reno-V 1-9/16" Adj Reducer 3/8" Alum Satin	ea.	\$ 89.15
AVT100B40AM	Reno-V 1-9/16" Adj Reducer 3/8" Alum Satin Brass		<i>Discontinued</i>
AEVT80B40	Reno-V 1-9/16" Adj Reducer 5/16" Alum Satin	ea.	\$ 87.29
AVT80B40AM	Reno-V 1-9/16" Adj Reducer 5/16" Alum Satin Brass		<i>Discontinued</i>
AEVT150B40	Reno-V 1-9/16" Adj Reducer 9/16" Alum Satin	ea.	\$ 93.59
AVT150B40AM	Reno-V 1-9/16" Adj Reducer 9/16" Alum Satin Brass		<i>Discontinued</i>
AEVT125B20	Reno-V 3/4" Adj Reducer 1/2" Alum Satin	ea.	\$ 75.04
AVT125B20AM	Reno-V 3/4" Adj Reducer 1/2" Alum Satin Brass		<i>Discontinued</i>
AEVT175B20	Reno-V 3/4" Adj Reducer 11/16" Alum Satin	ea.	\$ 79.48
AVT175B20AM	Reno-V 3/4" Adj Reducer 11/16" Alum Satin Brass		<i>Discontinued</i>
AEVT200B20	Reno-V 3/4" Adj Reducer 3/4" Alum Satin	ea.	\$ 85.60
AVT200B20AM	Reno-V 3/4" Adj Reducer 3/4" Alum Satin Brass		<i>Discontinued</i>
AEVT100B20	Reno-V 3/4" Adj Reducer 3/8" Alum Satin	ea.	\$ 73.19
AVT100B20AM	Reno-V 3/4" Adj Reducer 3/8" Alum Satin Brass		<i>Discontinued</i>
AEVT80B20	Reno-V 3/4" Adj Reducer 5/16" Alum Satin	ea.	\$ 71.49
AVT80B20AM	Reno-V 3/4" Adj Reducer 5/16" Alum Satin Brass		<i>Discontinued</i>
AEVT150B20	Reno-V 3/4" Adj Reducer 9/16" Alum Satin	ea.	\$ 77.63
AVT150B20AM	Reno-V 3/4" Adj Reducer 9/16" Alum Satin Brass		<i>Discontinued</i>
AEVB30	Reno-Vb Variable Trans Leg 1-3/16" Sat Alu	ea.	\$ 37.24
AEVB40	Reno-Vb Variable Trans Leg 1-9/16" Sat Alu	ea.	\$ 46.32
AEVB20	Reno-Vb Variable Trans Leg 3/4" Sat Alu	ea.	\$ 32.21
AVB30AM	Reno-Vb Variable Trans. Leg 1-13/16" Sat Brass Alu		<i>Discontinued</i>
AVB40AM	Reno-Vb Variable Trans. Leg 1-9/16" Sat Brass Alu		<i>Discontinued</i>
AVB20AM	Reno-Vb Variable Transition Leg 3/4" Sat Brass Alu		<i>Discontinued</i>

SCHLUTER

<u>CODE</u>	<u>DESCRIPTION</u>	<u>UNIT -></u>	<u>PRICE</u>
AEVT125	Reno-Vt Support Profile 1/2" Sat Alu	ea.	\$ 37.56
AVT125AM	Reno-Vt Support Profile 1/2" Sat Brass Alu		<i>Discontinued</i>
AEVT175	Reno-Vt Support Profile 11/16" Sat Alu	ea.	\$ 41.46
AVT175AM	Reno-Vt Support Profile 11/16" Sat Brass Alu		<i>Discontinued</i>
AEVT200	Reno-Vt Support Profile 3/4" Sat Alu	ea.	\$ 46.13
AVT200AM	Reno-Vt Support Profile 3/4" Sat Brass Alu		<i>Discontinued</i>
AEVT100	Reno-Vt Support Profile 3/8" Sat Alu	ea.	\$ 34.80
AVT100AM	Reno-Vt Support Profile 3/8" Sat Brass Alu		<i>Discontinued</i>
AEVT80	Reno-Vt Support Profile 5/16" Sat Alu	ea.	\$ 32.20
AVT80AM	Reno-Vt Support Profile 5/16" Sat Brass Alu		<i>Discontinued</i>
AEVT150	Reno-Vt Support Profile 9/16" Sat Alu	ea.	\$ 39.70
AVT150AM	Reno-Vt Support Profile 9/16" Sat Brass Alu		<i>Discontinued</i>
DHEHKRK	Repair Kit For Ditra-Heat-E-Hk Heating Cables	ea.	\$ 45.87
PS9045EK	Replacement Blade For Ps Snips	ea.	\$ 39.70
ISKRO125E38	Rondec 1-1/2" Sink Corner Set 1/2" Stn Steel	ea.	\$ 29.96
ISKRO100E38	Rondec 1-1/2" Sink Corner Set 3/8" Stn Steel	ea.	\$ 29.96
ISKRO80E38	Rondec 1-1/2" Sink Corner Set 5/16" Stn Steel	ea.	\$ 29.96
I2LRO125ABGB	Rondec 2-Leg In Corner 1/2" Alum Antq Bronze	ea.	\$ 21.92
I2LRO125AGSG	Rondec 2-Leg In Corner 1/2" Alum Bright Black	ea.	\$ 18.09
I2LRO125AGSB	Rondec 2-Leg In Corner 1/2" Alum Brush Black	ea.	\$ 21.92
I2LRO125AMGB	Rondec 2-Leg In Corner 1/2" Alum Brush Brass	ea.	\$ 22.12
I2LRO125ACGB	Rondec 2-Leg In Corner 1/2" Alum Brush Chrome	ea.	\$ 22.12
I2LRO125AKGB	Rondec 2-Leg In Corner 1/2" Alum Brush Copper	ea.	\$ 21.92
I2LRO125ATGB	Rondec 2-Leg In Corner 1/2" Alum Brush Nickel	ea.	\$ 22.12
I2LRO125AGR	Rondec 2-Leg In Corner 1/2" Alum Graphite	ea.	\$ 17.75
I2LRO125AMG	Rondec 2-Leg In Corner 1/2" Alum Polish Brass	ea.	\$ 17.60
I2LRO125ACG	Rondec 2-Leg In Corner 1/2" Alum Polish Chrome	ea.	\$ 17.93
I2LRO125AKG	Rondec 2-Leg In Corner 1/2" Alum Polish Copper	ea.	\$ 17.75
I2LRO125ATG	Rondec 2-Leg In Corner 1/2" Alum Polish Nickel	ea.	\$ 17.93
I2LRO125AE	Rondec 2-Leg In Corner 1/2" Alum Satin	ea.	\$ 17.60
I2LRO125AM	Rondec 2-Leg In Corner 1/2" Alum Satin Brass	ea.	\$ 17.60
I2LRO125AK	Rondec 2-Leg In Corner 1/2" Alum Satin Copper	ea.	\$ 17.60
I2LRO125AT	Rondec 2-Leg In Corner 1/2" Alum Satin Nickel	ea.	\$ 17.75
I2LRO100ABGB	Rondec 2-Leg In Corner 3/8" Alum Antq Bronze	ea.	\$ 21.92
I2LRO100AGSG	Rondec 2-Leg In Corner 3/8" Alum Bright Black	ea.	\$ 18.09
I2LRO100AGSB	Rondec 2-Leg In Corner 3/8" Alum Brush Black	ea.	\$ 21.92
I2LRO100AMGB	Rondec 2-Leg In Corner 3/8" Alum Brush Brass	ea.	\$ 22.12
I2LRO100ACGB	Rondec 2-Leg In Corner 3/8" Alum Brush Chrome	ea.	\$ 22.12
I2LRO100AKGB	Rondec 2-Leg In Corner 3/8" Alum Brush Copper	ea.	\$ 21.92
I2LRO100ATGB	Rondec 2-Leg In Corner 3/8" Alum Brush Nickel	ea.	\$ 22.12
I2LRO100AGR	Rondec 2-Leg In Corner 3/8" Alum Graphite	ea.	\$ 17.75
I2LRO100AMG	Rondec 2-Leg In Corner 3/8" Alum Polish Brass	ea.	\$ 17.60
I2LRO100ACG	Rondec 2-Leg In Corner 3/8" Alum Polish Chrome	ea.	\$ 17.93
I2LRO100AKG	Rondec 2-Leg In Corner 3/8" Alum Polish Copper	ea.	\$ 17.75
I2LRO100ATG	Rondec 2-Leg In Corner 3/8" Alum Polish Nickel	ea.	\$ 17.93
I2LRO100AE	Rondec 2-Leg In Corner 3/8" Alum Satin	ea.	\$ 17.60
I2LRO100AM	Rondec 2-Leg In Corner 3/8" Alum Satin Brass	ea.	\$ 17.60
I2LRO100AK	Rondec 2-Leg In Corner 3/8" Alum Satin Copper	ea.	\$ 17.60
I2LRO100AT	Rondec 2-Leg In Corner 3/8" Alum Satin Nickel	ea.	\$ 17.75
I2LRO80ABGB	Rondec 2-Leg In Corner 5/16" Alum Antq Bronze	ea.	\$ 21.92
I2LRO80AGSG	Rondec 2-Leg In Corner 5/16" Alum Bright Black	ea.	\$ 18.09
I2LRO80AGSB	Rondec 2-Leg In Corner 5/16" Alum Brush Black	ea.	\$ 21.92
I2LRO80AMGB	Rondec 2-Leg In Corner 5/16" Alum Brush Brass	ea.	\$ 22.12
I2LRO80ACGB	Rondec 2-Leg In Corner 5/16" Alum Brush Chrome	ea.	\$ 22.12
I2LRO80AKGB	Rondec 2-Leg In Corner 5/16" Alum Brush Copper	ea.	\$ 21.92
I2LRO80ATGB	Rondec 2-Leg In Corner 5/16" Alum Brush Nickel	ea.	\$ 22.12
I2LRO80AGR	Rondec 2-Leg In Corner 5/16" Alum Graphite	ea.	\$ 17.75
I2LRO80AMG	Rondec 2-Leg In Corner 5/16" Alum Polish Brass	ea.	\$ 17.60
I2LRO80ACG	Rondec 2-Leg In Corner 5/16" Alum Polish Chrome	ea.	\$ 17.93
I2LRO80AKG	Rondec 2-Leg In Corner 5/16" Alum Polish Copper	ea.	\$ 17.75
I2LRO80ATG	Rondec 2-Leg In Corner 5/16" Alum Polish Nickel	ea.	\$ 17.93
I2LRO80AE	Rondec 2-Leg In Corner 5/16" Alum Satin	ea.	\$ 17.60
I2LRO80AM	Rondec 2-Leg In Corner 5/16" Alum Satin Brass	ea.	\$ 17.60
I2LRO80AK	Rondec 2-Leg In Corner 5/16" Alum Satin Copper	ea.	\$ 17.60

SCHLUTER

<u>CODE</u>	<u>DESCRIPTION</u>	<u>UNIT -></u>	<u>PRICE</u>
I2LRO80AT	Rondec 2-Leg In Corner 5/16" Alum Satin Nickel	ea.	\$ 17.75
E2LRO125ABGB	Rondec 2-Leg Out Corner 1/2" Alum Antq Bronze	ea.	\$ 21.92
E2LRO125AGSG	Rondec 2-Leg Out Corner 1/2" Alum Bright Black	ea.	\$ 18.09
E2LRO125AGSB	Rondec 2-Leg Out Corner 1/2" Alum Brush Black	ea.	\$ 21.92
E2LRO125AMGB	Rondec 2-Leg Out Corner 1/2" Alum Brush Brass	ea.	\$ 22.12
E2LRO125ACGB	Rondec 2-Leg Out Corner 1/2" Alum Brush Chrome	ea.	\$ 22.12
E2LRO125AKGB	Rondec 2-Leg Out Corner 1/2" Alum Brush Copper	ea.	\$ 21.92
E2LRO125ATGB	Rondec 2-Leg Out Corner 1/2" Alum Brush Nickel	ea.	\$ 22.12
E2LRO125AGR	Rondec 2-Leg Out Corner 1/2" Alum Graphite	ea.	\$ 17.75
E2LRO125AMG	Rondec 2-Leg Out Corner 1/2" Alum Polish Brass	ea.	\$ 17.60
E2LRO125ACG	Rondec 2-Leg Out Corner 1/2" Alum Polish Chrome	ea.	\$ 17.93
E2LRO125AKG	Rondec 2-Leg Out Corner 1/2" Alum Polish Copper	ea.	\$ 17.75
E2LRO125ATG	Rondec 2-Leg Out Corner 1/2" Alum Polish Nickel	ea.	\$ 17.93
E2LRO125AE	Rondec 2-Leg Out Corner 1/2" Alum Satin	ea.	\$ 17.60
E2LRO125AM	Rondec 2-Leg Out Corner 1/2" Alum Satin Brass	ea.	\$ 17.60
E2LRO125AK	Rondec 2-Leg Out Corner 1/2" Alum Satin Copper	ea.	\$ 17.60
E2LRO125AT	Rondec 2-Leg Out Corner 1/2" Alum Satin Nickel	ea.	\$ 17.75
E2LRO100ABGB	Rondec 2-Leg Out Corner 3/8" Alum Antq Bronze	ea.	\$ 21.92
E2LRO100AGSG	Rondec 2-Leg Out Corner 3/8" Alum Bright Black	ea.	\$ 18.09
E2LRO100AGSB	Rondec 2-Leg Out Corner 3/8" Alum Brush Black	ea.	\$ 21.92
E2LRO100AMGB	Rondec 2-Leg Out Corner 3/8" Alum Brush Brass	ea.	\$ 22.12
E2LRO100ACGB	Rondec 2-Leg Out Corner 3/8" Alum Brush Chrome	ea.	\$ 22.12
E2LRO100AKGB	Rondec 2-Leg Out Corner 3/8" Alum Brush Copper	ea.	\$ 21.92
E2LRO100ATGB	Rondec 2-Leg Out Corner 3/8" Alum Brush Nickel	ea.	\$ 22.12
E2LRO100AGR	Rondec 2-Leg Out Corner 3/8" Alum Graphite	ea.	\$ 17.75
E2LRO100AMG	Rondec 2-Leg Out Corner 3/8" Alum Polish Brass	ea.	\$ 17.60
E2LRO100ACG	Rondec 2-Leg Out Corner 3/8" Alum Polish Chrome	ea.	\$ 17.93
E2LRO100AKG	Rondec 2-Leg Out Corner 3/8" Alum Polish Copper	ea.	\$ 17.75
E2LRO100ATG	Rondec 2-Leg Out Corner 3/8" Alum Polish Nickel	ea.	\$ 17.93
E2LRO100AE	Rondec 2-Leg Out Corner 3/8" Alum Satin	ea.	\$ 17.60
E2LRO100AM	Rondec 2-Leg Out Corner 3/8" Alum Satin Brass	ea.	\$ 17.60
E2LRO100AK	Rondec 2-Leg Out Corner 3/8" Alum Satin Copper	ea.	\$ 17.60
E2LRO100AT	Rondec 2-Leg Out Corner 3/8" Alum Satin Nickel	ea.	\$ 17.75
E2LRO80ABGB	Rondec 2-Leg Out Corner 5/16" Alum Antq Bronze	ea.	\$ 21.92
E2LRO80AGSG	Rondec 2-Leg Out Corner 5/16" Alum Bright Black	ea.	\$ 18.09
E2LRO80AGSB	Rondec 2-Leg Out Corner 5/16" Alum Brush Black	ea.	\$ 21.92
E2LRO80AMGB	Rondec 2-Leg Out Corner 5/16" Alum Brush Brass	ea.	\$ 22.12
E2LRO80ACGB	Rondec 2-Leg Out Corner 5/16" Alum Brush Chrome	ea.	\$ 22.12
E2LRO80AKGB	Rondec 2-Leg Out Corner 5/16" Alum Brush Copper	ea.	\$ 21.92
E2LRO80ATGB	Rondec 2-Leg Out Corner 5/16" Alum Brush Nickel	ea.	\$ 22.12
E2LRO80AGR	Rondec 2-Leg Out Corner 5/16" Alum Graphite	ea.	\$ 17.75
E2LRO80AMG	Rondec 2-Leg Out Corner 5/16" Alum Polish Brass	ea.	\$ 17.60
E2LRO80ACG	Rondec 2-Leg Out Corner 5/16" Alum Polish Chrome	ea.	\$ 17.93
E2LRO80AKG	Rondec 2-Leg Out Corner 5/16" Alum Polish Copper	ea.	\$ 17.75
E2LRO80ATG	Rondec 2-Leg Out Corner 5/16" Alum Polish Nickel	ea.	\$ 17.93
E2LRO80AE	Rondec 2-Leg Out Corner 5/16" Alum Satin	ea.	\$ 17.60
E2LRO80AM	Rondec 2-Leg Out Corner 5/16" Alum Satin Brass	ea.	\$ 17.60
E2LRO80AK	Rondec 2-Leg Out Corner 5/16" Alum Satin Copper	ea.	\$ 17.60
E2LRO80AT	Rondec 2-Leg Out Corner 5/16" Alum Satin Nickel	ea.	\$ 17.75
I2SRO125EBV2A	Rondec 3/8" Sink Corner 1/2" Brush Stn Steel	ea.	\$ 57.54
I2SRO125EV2A	Rondec 3/8" Sink Corner 1/2" Stn Steel	ea.	\$ 57.54
I2SRO100EBV2A	Rondec 3/8" Sink Corner 3/8" Brush Stn Steel	ea.	\$ 57.54
I2SRO100EV2A	Rondec 3/8" Sink Corner 3/8" Stn Steel	ea.	\$ 57.54
I2SRO80EBV2A	Rondec 3/8" Sink Corner 5/16" Brush Stn Steel	ea.	\$ 57.54
I2SRO80EV2A	Rondec 3/8" Sink Corner 5/16" Stn Steel	ea.	\$ 57.54
RO125ABGB	Rondec Bullnose Trim 1/2" Alum Antq Bronze	ea.	\$ 35.55
RO125BH	Rondec Bullnose Trim 1/2" Alum Bahama	ea.	\$ 35.09
RO125TSB	Rondec Bullnose Trim 1/2" Alum Beige	ea.	\$ 54.45
RO125TSB300	RONDEC BULLNOSE TRIM 1/2" ALUM BEIGE 10'	ea.	\$ 68.05
RO125GS	Rondec Bullnose Trim 1/2" Alum Black	ea.	\$ 35.09
RO125SB	Rondec Bullnose Trim 1/2" Alum Black Brown	ea.	\$ 35.09
RO125AGSG	Rondec Bullnose Trim 1/2" Alum Bright Black	ea.	\$ 35.54
RO125BW	Rondec Bullnose Trim 1/2" Alum Bright White	ea.	\$ 35.09
RO125TSOB	Rondec Bullnose Trim 1/2" Alum Bronze	ea.	\$ 54.45

SCHLUTER

<u>CODE</u>	<u>DESCRIPTION</u>	<u>UNIT -></u>	<u>PRICE</u>
RO125TSOB300	RONDEC BULLNOSE TRIM 1/2" ALUM BRONZE 10'	ea.	\$ 68.05
RO125AGSB	Rondec Bullnose Trim 1/2" Alum Brush Black	ea.	\$ 37.29
RO125AMGB	Rondec Bullnose Trim 1/2" Alum Brush Brass	ea.	\$ 34.79
RO125ACGB	Rondec Bullnose Trim 1/2" Alum Brush Chrome	ea.	\$ 34.79
RO125AKGB	Rondec Bullnose Trim 1/2" Alum Brush Copper	ea.	\$ 35.55
RO125ATGB	Rondec Bullnose Trim 1/2" Alum Brush Nickel	ea.	\$ 35.55
RO125PG	Rondec Bullnose Trim 1/2" Alum Classic Grey	ea.	\$ 35.09
RO125TSC	Rondec Bullnose Trim 1/2" Alum Cream	ea.	\$ 54.45
RO125TSC300	RONDEC BULLNOSE TRIM 1/2" ALUM CREAM 10'	ea.	\$ 68.05
RO125TSDA	Rondec Bullnose Trim 1/2" Alum Dark Anthracite	ea.	\$ 54.45
RO125TSDA300	RONDEC BULLNOSE TRIM 1/2" ALUM DK ANTHRACITE	ea.	\$ 68.05
RO125AGR	Rondec Bullnose Trim 1/2" Alum Graphite	ea.	\$ 30.56
RO125TSBG	Rondec Bullnose Trim 1/2" Alum Greige	ea.	\$ 54.45
RO125TSBG300	RONDEC BULLNOSE TRIM 1/2" ALUM GREIGE 10'	ea.	\$ 68.05
RO125G	Rondec Bullnose Trim 1/2" Alum Grey	ea.	\$ 35.09
RO125TSI	Rondec Bullnose Trim 1/2" Alum Ivory	ea.	\$ 54.45
RO125TSI300	RONDEC BULLNOSE TRIM 1/2" ALUM IVORY 10'	ea.	\$ 68.05
RO125TSLA	Rondec Bullnose Trim 1/2" Alum Light Anthracite	ea.	\$ 54.45
RO125HB	Rondec Bullnose Trim 1/2" Alum Light Beige	ea.	\$ 35.09
RO125HG	Rondec Bullnose Trim 1/2" Alum Light Grey	ea.	\$ 35.09
RO125TSLA300	RONDEC BULLNOSE TRIM 1/2" ALUM LT ANTHRACITE	ea.	\$ 68.05
RO125MBW	Rondec Bullnose Trim 1/2" Alum Mat Bright White	ea.	\$ 43.56
RO125MGS300	RONDEC BULLNOSE TRIM 1/2" ALUM MATTE BLACK 10'	ea.	\$ 54.45
RO125MGS	Rondec Bullnose Trim 1/2" Alum Matte Blk	ea.	\$ 43.56
RO125MBW300	RONDEC BULLNOSE TRIM 1/2" ALUM MATTE WHITE 10'	ea.	\$ 54.45
RO125GM	Rondec Bullnose Trim 1/2" Alum Metallic Gray	ea.	\$ 35.09
RO125TSG	Rondec Bullnose Trim 1/2" Alum Pewter	ea.	\$ 54.45
RO125TSG300	RONDEC BULLNOSE TRIM 1/2" ALUM PEWTER 10'	ea.	\$ 68.05
RO125AMG	Rondec Bullnose Trim 1/2" Alum Polish Brass	ea.	\$ 32.18
RO125ACG	Rondec Bullnose Trim 1/2" Alum Polish Chrome	ea.	\$ 31.87
RO125ACG300	Rondec Bullnose Trim 1/2" Alum Polish Chrome 10'	ea.	\$ 39.78
RO125AKG	Rondec Bullnose Trim 1/2" Alum Polish Copper	ea.	\$ 33.60
RO125ATG	Rondec Bullnose Trim 1/2" Alum Polish Nickel	ea.	\$ 33.60
RO125TSR	Rondec Bullnose Trim 1/2" Alum Rustic Brown	ea.	\$ 54.45
RO125TSR300	RONDEC BULLNOSE TRIM 1/2" ALUM RUSTIC BROWN	ea.	\$ 68.05
RO125SP	Rondec Bullnose Trim 1/2" Alum Sand Pebble	ea.	\$ 35.09
RO125AE	Rondec Bullnose Trim 1/2" Alum Satin	ea.	\$ 26.54
RO125AM	Rondec Bullnose Trim 1/2" Alum Satin Brass	ea.	\$ 28.91
RO125AK	Rondec Bullnose Trim 1/2" Alum Satin Copper	ea.	\$ 29.43
RO125AT	Rondec Bullnose Trim 1/2" Alum Satin Nickel	ea.	\$ 29.43
RO125AE300	Rondec Bullnose Trim 1/2" Alum Satin Nickel 10'	ea.	\$ 33.14
RO125AT300	Rondec Bullnose Trim 1/2" Alum Satin Nickel 10'	ea.	\$ 36.86
RO125TSSG	Rondec Bullnose Trim 1/2" Alum Stone Grey	ea.	\$ 54.45
RO125TSSG300	RONDEC BULLNOSE TRIM 1/2" ALUM STONE GREY 10'	ea.	\$ 68.05
RO125W	Rondec Bullnose Trim 1/2" Alum White	ea.	\$ 35.09
RO125EB	Rondec Bullnose Trim 1/2" Brush Stn Steel	ea.	\$ 108.33
RO125MC	Rondec Bullnose Trim 1/2" Chrome-Plated Brass	ea.	\$ 191.48
PRO125BH	Rondec Bullnose Trim 1/2" Pvc Bahama	ea.	\$ 10.29
PRO125GS	Rondec Bullnose Trim 1/2" Pvc Black	ea.	\$ 10.29
PRO125BW	Rondec Bullnose Trim 1/2" Pvc Bright White	ea.	\$ 10.29
PRO125PG	Rondec Bullnose Trim 1/2" Pvc Classic Grey	ea.	\$ 10.29
PRO125G	Rondec Bullnose Trim 1/2" Pvc Grey	ea.	\$ 10.29
PRO125HB	Rondec Bullnose Trim 1/2" Pvc Light Beige	ea.	\$ 10.29
PRO125HG	Rondec Bullnose Trim 1/2" Pvc Light Grey	ea.	\$ 10.29
PRO125SP	Rondec Bullnose Trim 1/2" Pvc Sand Pbl	ea.	\$ 10.29
PRO125W	Rondec Bullnose Trim 1/2" Pvc White	ea.	\$ 10.29
RO125E	Rondec Bullnose Trim 1/2" Stn Steel	ea.	\$ 75.77
RO125EV4A	Rondec Bullnose Trim 1/2" Stn Steel V4A	ea.	\$ 86.85
RO60ABGB	Rondec Bullnose Trim 1/4" Alum Antq Bronze	ea.	\$ 27.05
RO60BH	Rondec Bullnose Trim 1/4" Alum Bahama	ea.	\$ 22.79
RO60TSB	Rondec Bullnose Trim 1/4" Alum Beige	ea.	\$ 50.59
RO60TSB300	RONDEC BULLNOSE TRIM 1/4" ALUM BEIGE 10'	ea.	\$ 63.24
RO60GS	Rondec Bullnose Trim 1/4" Alum Black	ea.	\$ 22.79
RO60SB	Rondec Bullnose Trim 1/4" Alum Black Brown	ea.	\$ 22.79

SCHLUTER

<u>CODE</u>	<u>DESCRIPTION</u>	<u>UNIT -></u>	<u>PRICE</u>
RO60AGSG	Rondec Bullnose Trim 1/4" Alum Bright Black	ea.	\$ 26.99
RO60BW	Rondec Bullnose Trim 1/4" Alum Bright White	ea.	\$ 22.79
RO60TSOB	Rondec Bullnose Trim 1/4" Alum Bronze	ea.	\$ 50.59
RO60TSOB300	RONDEC BULLNOSE TRIM 1/4" ALUM BRONZE 10'	ea.	\$ 63.24
RO60AGSB	Rondec Bullnose Trim 1/4" Alum Brush Black	ea.	\$ 26.94
RO60AMGB	Rondec Bullnose Trim 1/4" Alum Brush Brass	ea.	\$ 26.51
RO60ACGB	Rondec Bullnose Trim 1/4" Alum Brush Chrome	ea.	\$ 25.17
RO60AKGB	Rondec Bullnose Trim 1/4" Alum Brush Copper	ea.	\$ 27.05
RO60ATGB	Rondec Bullnose Trim 1/4" Alum Brush Nickel	ea.	\$ 27.05
RO60PG	Rondec Bullnose Trim 1/4" Alum Classic Grey	ea.	\$ 22.79
RO60TSC	Rondec Bullnose Trim 1/4" Alum Cream	ea.	\$ 50.59
RO60TSC300	RONDEC BULLNOSE TRIM 1/4" ALUM CREAM 10'	ea.	\$ 63.24
RO60TSDA	Rondec Bullnose Trim 1/4" Alum Dark Anthracite	ea.	\$ 50.59
RO60TSDA300	RONDEC BULLNOSE TRIM 1/4" ALUM DK ANTHRACITE	ea.	\$ 63.24
RO60AGR	Rondec Bullnose Trim 1/4" Alum Graphite Alum	ea.	\$ 22.92
RO60TSBG	Rondec Bullnose Trim 1/4" Alum Greige	ea.	\$ 50.59
RO60TSBG300	RONDEC BULLNOSE TRIM 1/4" ALUM GREIGE 10'	ea.	\$ 63.24
RO60G	Rondec Bullnose Trim 1/4" Alum Grey	ea.	\$ 22.79
RO60TSI	Rondec Bullnose Trim 1/4" Alum Ivory	ea.	\$ 50.59
RO60TSI300	RONDEC BULLNOSE TRIM 1/4" ALUM IVORY 10'	ea.	\$ 63.24
RO60TSLA	Rondec Bullnose Trim 1/4" Alum Light Anthracite	ea.	\$ 50.59
RO60HB	Rondec Bullnose Trim 1/4" Alum Light Beige	ea.	\$ 22.79
RO60HG	Rondec Bullnose Trim 1/4" Alum Light Grey	ea.	\$ 22.79
RO60TSLA300	RONDEC BULLNOSE TRIM 1/4" ALUM LT ANTHRACITE	ea.	\$ 63.24
RO60MBW	Rondec Bullnose Trim 1/4" Alum Mat Bright White	ea.	\$ 40.49
RO60MGS300	RONDEC BULLNOSE TRIM 1/4" ALUM MATTE BLACK 10'	ea.	\$ 50.60
RO60MGS	Rondec Bullnose Trim 1/4" Alum Matte Blk	ea.	\$ 40.49
RO60MBW300	RONDEC BULLNOSE TRIM 1/4" ALUM MATTE WHITE 10'	ea.	\$ 50.60
RO60GM	Rondec Bullnose Trim 1/4" Alum Metallic Gray	ea.	\$ 22.79
RO60TSG	Rondec Bullnose Trim 1/4" Alum Pewter	ea.	\$ 50.59
RO60TSG300	RONDEC BULLNOSE TRIM 1/4" ALUM PEWTER 10'	ea.	\$ 63.24
RO60AMG	Rondec Bullnose Trim 1/4" Alum Polish Brass	ea.	\$ 24.54
RO60ACG	Rondec Bullnose Trim 1/4" Alum Polish Chrome	ea.	\$ 24.29
RO60AKG	Rondec Bullnose Trim 1/4" Alum Polish Copper	ea.	\$ 25.50
RO60ATG	Rondec Bullnose Trim 1/4" Alum Polish Nickel	ea.	\$ 25.50
RO60TSR	Rondec Bullnose Trim 1/4" Alum Rustic Brown	ea.	\$ 50.59
RO60TSR300	RONDEC BULLNOSE TRIM 1/4" ALUM RUSTIC BROWN	ea.	\$ 63.24
RO60SP	Rondec Bullnose Trim 1/4" Alum Sand Pebble	ea.	\$ 22.79
RO60AE	Rondec Bullnose Trim 1/4" Alum Satin	ea.	\$ 20.16
RO60AM	Rondec Bullnose Trim 1/4" Alum Satin Brass	ea.	\$ 20.59
RO60AK	Rondec Bullnose Trim 1/4" Alum Satin Copper	ea.	\$ 22.07
RO60AT	Rondec Bullnose Trim 1/4" Alum Satin Nickel	ea.	\$ 22.07
RO60TSSG	Rondec Bullnose Trim 1/4" Alum Stone Grey	ea.	\$ 50.59
RO60TSSG300	RONDEC BULLNOSE TRIM 1/4" ALUM STONE GREY 10'	ea.	\$ 63.24
RO60W	Rondec Bullnose Trim 1/4" Alum White	ea.	\$ 22.79
RO60EB	Rondec Bullnose Trim 1/4" Brush Stn Steel	ea.	\$ 95.11
RO60MC	Rondec Bullnose Trim 1/4" Chrome-Plated Brass	ea.	\$ 164.76
PRO60BH	Rondec Bullnose Trim 1/4" Pvc Bahama	ea.	\$ 8.47
PRO60GS	Rondec Bullnose Trim 1/4" Pvc Black	ea.	\$ 8.47
PRO60BW	Rondec Bullnose Trim 1/4" Pvc Bright White	ea.	\$ 8.47
PRO60PG	Rondec Bullnose Trim 1/4" Pvc Classic Grey	ea.	\$ 8.47
PRO60G	Rondec Bullnose Trim 1/4" Pvc Grey	ea.	\$ 8.47
PRO60HB	Rondec Bullnose Trim 1/4" Pvc Light Beige	ea.	\$ 8.47
PRO60HG	Rondec Bullnose Trim 1/4" Pvc Light Grey	ea.	\$ 8.47
PRO60SP	Rondec Bullnose Trim 1/4" Pvc Sand Pebble	ea.	\$ 8.47
PRO60W	Rondec Bullnose Trim 1/4" Pvc White	ea.	\$ 8.47
RO60E	Rondec Bullnose Trim 1/4" Stn Steel	ea.	\$ 62.31
RO60EV4A	Rondec Bullnose Trim 1/4" Stn Steel V4A	ea.	\$ 72.60
RO90EB	Rondec Bullnose Trim 11/32" Brush Stn Steel	ea.	\$ 101.37
RO90E	Rondec Bullnose Trim 11/32" Stn Steel	ea.	\$ 69.84
RO45E	Rondec Bullnose Trim 3/16" Stn Steel	ea.	\$ 61.10
RO100ABGB	Rondec Bullnose Trim 3/8" Alum Antq Bronze	ea.	\$ 30.51
RO100BH	Rondec Bullnose Trim 3/8" Alum Bahama	ea.	\$ 28.87
RO100TSB	Rondec Bullnose Trim 3/8" Alum Beige	ea.	\$ 53.31

SCHLUTER

CODE	DESCRIPTION	UNIT ->	PRICE
RO100TSB300	RONDEC BULLNOSE TRIM 3/8" ALUM BEIGE 10'	ea.	\$ 66.65
RO100GS	Rondec Bullnose Trim 3/8" Alum Black	ea.	\$ 28.87
RO100SB	Rondec Bullnose Trim 3/8" Alum Black Brown	ea.	\$ 28.87
RO100AGSG	Rondec Bullnose Trim 3/8" Alum Bright Black	ea.	\$ 30.48
RO100BW	Rondec Bullnose Trim 3/8" Alum Bright White	ea.	\$ 28.87
RO100TSOB	Rondec Bullnose Trim 3/8" Alum Bronze	ea.	\$ 53.31
RO100TSOB300	RONDEC BULLNOSE TRIM 3/8" ALUM BRONZE 10'	ea.	\$ 66.65
RO100AGSB	Rondec Bullnose Trim 3/8" Alum Brush Black	ea.	\$ 32.00
RO100AMGB	Rondec Bullnose Trim 3/8" Alum Brush Brass	ea.	\$ 29.93
RO100ACGB	Rondec Bullnose Trim 3/8" Alum Brush Chrome	ea.	\$ 29.93
RO100AKGB	Rondec Bullnose Trim 3/8" Alum Brush Copper	ea.	\$ 30.51
RO100ATGB	Rondec Bullnose Trim 3/8" Alum Brush Nickel	ea.	\$ 29.94
RO100PG	Rondec Bullnose Trim 3/8" Alum Classic Grey	ea.	\$ 28.87
RO100TSC	Rondec Bullnose Trim 3/8" Alum Cream	ea.	\$ 53.31
RO100TSC300	RONDEC BULLNOSE TRIM 3/8" ALUM CREAM 10'	ea.	\$ 66.65
RO100TSDA	Rondec Bullnose Trim 3/8" Alum Dark Anthracite	ea.	\$ 53.31
RO100TSDA300	RONDEC BULLNOSE TRIM 3/8" ALUM DK ANTHRACITE	ea.	\$ 66.65
RO100AGR	Rondec Bullnose Trim 3/8" Alum Graphite	ea.	\$ 26.80
RO100TSBG	Rondec Bullnose Trim 3/8" Alum Greige	ea.	\$ 53.31
RO100TSBG300	RONDEC BULLNOSE TRIM 3/8" ALUM GREIGE 10'	ea.	\$ 66.65
RO100G	Rondec Bullnose Trim 3/8" Alum Grey	ea.	\$ 28.87
RO100TSI	Rondec Bullnose Trim 3/8" Alum Ivory	ea.	\$ 53.31
RO100TSI300	RONDEC BULLNOSE TRIM 3/8" ALUM IVORY 10'	ea.	\$ 66.65
RO100TSLA	Rondec Bullnose Trim 3/8" Alum Light Anthracite	ea.	\$ 53.31
RO100HB	Rondec Bullnose Trim 3/8" Alum Light Beige	ea.	\$ 28.87
RO100HG	Rondec Bullnose Trim 3/8" Alum Light Grey	ea.	\$ 28.87
RO100TSLA300	RONDEC BULLNOSE TRIM 3/8" ALUM LT ANTHRACITE	ea.	\$ 66.65
RO100MBW	Rondec Bullnose Trim 3/8" Alum Mat Bright White	ea.	\$ 42.66
RO100MGS300	RONDEC BULLNOSE TRIM 3/8" ALUM MATTE BLACK 10'	ea.	\$ 53.33
RO100MGS	Rondec Bullnose Trim 3/8" Alum Matte Blk	ea.	\$ 42.66
RO100MBW300	RONDEC BULLNOSE TRIM 3/8" ALUM MATTE WHITE 10'	ea.	\$ 53.33
RO100GM	Rondec Bullnose Trim 3/8" Alum Metallic Gray	ea.	\$ 28.87
RO100TSG	Rondec Bullnose Trim 3/8" Alum Pewter	ea.	\$ 53.31
RO100TSG300	RONDEC BULLNOSE TRIM 3/8" ALUM PEWTER 10'	ea.	\$ 66.65
RO100AMG	Rondec Bullnose Trim 3/8" Alum Polish Brass	ea.	\$ 27.63
RO100ACG	Rondec Bullnose Trim 3/8" Alum Polish Chrome	ea.	\$ 27.35
RO100ACG300	Rondec Bullnose Trim 3/8" Alum Polish Chrome 10'	ea.	\$ 34.19
RO100AKG	Rondec Bullnose Trim 3/8" Alum Polish Copper	ea.	\$ 28.81
RO100ATG	Rondec Bullnose Trim 3/8" Alum Polish Nickel	ea.	\$ 28.81
RO100TSR	Rondec Bullnose Trim 3/8" Alum Rustic Brown	ea.	\$ 53.31
RO100TSR300	RONDEC BULLNOSE TRIM 3/8" ALUM RUSTIC BROWN	ea.	\$ 66.65
RO100SP	Rondec Bullnose Trim 3/8" Alum Sand Pebble	ea.	\$ 28.87
RO100AT300	Rondec Bullnose Trim 3/8" Alum Sat Nickel 10'	ea.	\$ 31.67
RO100AE	Rondec Bullnose Trim 3/8" Alum Satin	ea.	\$ 22.55
RO100AE300	Rondec Bullnose Trim 3/8" Alum Satin 10'	ea.	\$ 28.23
RO100AM	Rondec Bullnose Trim 3/8" Alum Satin Brass	ea.	\$ 25.37
RO100AK	Rondec Bullnose Trim 3/8" Alum Satin Copper	ea.	\$ 25.83
RO100AT	Rondec Bullnose Trim 3/8" Alum Satin Nickel	ea.	\$ 25.34
RO100TSSG	Rondec Bullnose Trim 3/8" Alum Stone Grey	ea.	\$ 53.31
RO100TSSG300	RONDEC BULLNOSE TRIM 3/8" ALUM STONE GREY 10'	ea.	\$ 66.65
RO100W	Rondec Bullnose Trim 3/8" Alum White	ea.	\$ 28.87
RO100EB	Rondec Bullnose Trim 3/8" Brush Stn Steel	ea.	\$ 103.82
RO100MC	Rondec Bullnose Trim 3/8" Chrome-Plated Brass	ea.	\$ 181.78
PRO100BH	Rondec Bullnose Trim 3/8" Pvc Bahama	ea.	\$ 9.17
PRO100GS	Rondec Bullnose Trim 3/8" Pvc Black	ea.	\$ 9.17
PRO100BW	Rondec Bullnose Trim 3/8" Pvc Bright White	ea.	\$ 9.17
PRO100PG	Rondec Bullnose Trim 3/8" Pvc Classic Grey	ea.	\$ 9.17
PRO100G	Rondec Bullnose Trim 3/8" Pvc Grey	ea.	\$ 9.17
PRO100HB	Rondec Bullnose Trim 3/8" Pvc Light Beige	ea.	\$ 9.17
PRO100HG	Rondec Bullnose Trim 3/8" Pvc Light Grey	ea.	\$ 9.17
PRO100SP	Rondec Bullnose Trim 3/8" Pvc Sand Pebble	ea.	\$ 9.17
PRO100W	Rondec Bullnose Trim 3/8" Pvc White	ea.	\$ 9.17
RO100E	Rondec Bullnose Trim 3/8" Stn Steel	ea.	\$ 70.22
RO100EV4A	Rondec Bullnose Trim 3/8" Stn Steel V4A	ea.	\$ 84.25

SCHLUTER

CODE	DESCRIPTION	UNIT ->	PRICE
RO80ABGB	Rondec Bullnose Trim 5/16" Alum Antq Bronze	ea.	\$ 28.64
RO80BH	Rondec Bullnose Trim 5/16" Alum Bahama	ea.	\$ 25.62
RO80TSB	Rondec Bullnose Trim 5/16" Alum Beige	ea.	\$ 51.62
RO80TSB300	RONDEC BULLNOSE TRIM 5/16" ALUM BEIGE 10'	ea.	\$ 64.51
RO80GS	Rondec Bullnose Trim 5/16" Alum Black	ea.	\$ 25.62
RO80SB	Rondec Bullnose Trim 5/16" Alum Black Brown	ea.	\$ 25.62
RO80AGSG	Rondec Bullnose Trim 5/16" Alum Bright Black	ea.	\$ 28.67
RO80BW	Rondec Bullnose Trim 5/16" Alum Bright White	ea.	\$ 25.62
RO80TSOB	Rondec Bullnose Trim 5/16" Alum Bronze	ea.	\$ 51.62
RO80TSOB300	RONDEC BULLNOSE TRIM 5/16" ALUM BRONZE 10'	ea.	\$ 64.51
RO80AGSB	Rondec Bullnose Trim 5/16" Alum Brush Black	ea.	\$ 30.06
RO80AMGB	Rondec Bullnose Trim 5/16" Alum Brush Brass	ea.	\$ 28.13
RO80ACGB	Rondec Bullnose Trim 5/16" Alum Brush Chrome	ea.	\$ 28.13
RO80AKGB	Rondec Bullnose Trim 5/16" Alum Brush Copper	ea.	\$ 28.64
RO80ATGB	Rondec Bullnose Trim 5/16" Alum Brush Nickel	ea.	\$ 28.64
RO80PG	Rondec Bullnose Trim 5/16" Alum Classic Grey	ea.	\$ 25.62
RO80TSC	Rondec Bullnose Trim 5/16" Alum Cream	ea.	\$ 51.62
RO80TSC300	RONDEC BULLNOSE TRIM 5/16" ALUM CREAM 10'	ea.	\$ 64.51
RO80TSDA	Rondec Bullnose Trim 5/16" Alum Dark Anthracite	ea.	\$ 51.62
RO80TSDA300	RONDEC BULLNOSE TRIM 5/16" ALUM DK ANTHRACITE	ea.	\$ 64.51
RO80AGR	Rondec Bullnose Trim 5/16" Alum Graphite	ea.	\$ 25.23
RO80TSBG	Rondec Bullnose Trim 5/16" Alum Greige	ea.	\$ 51.62
RO80TSBG300	RONDEC BULLNOSE TRIM 5/16" ALUM GREIGE 10'	ea.	\$ 64.51
RO80G	Rondec Bullnose Trim 5/16" Alum Grey	ea.	\$ 25.62
RO80TSI	Rondec Bullnose Trim 5/16" Alum Ivory	ea.	\$ 51.62
RO80TSI300	RONDEC BULLNOSE TRIM 5/16" ALUM IVORY 10'	ea.	\$ 64.51
RO80TSLA	Rondec Bullnose Trim 5/16" Alum Light Anthracite	ea.	\$ 51.62
RO80HB	Rondec Bullnose Trim 5/16" Alum Light Beige	ea.	\$ 25.62
RO80HG	Rondec Bullnose Trim 5/16" Alum Light Grey	ea.	\$ 25.62
RO80TSLA300	RONDEC BULLNOSE TRIM 5/16" ALUM LT ANTHRACITE	ea.	\$ 64.51
RO80MBW	Rondec Bullnose Trim 5/16" Alum Mat Bright White	ea.	\$ 41.29
RO80MGS300	RONDEC BULLNOSE TRIM 5/16" ALUM MATTE BLACK 10'	ea.	\$ 51.63
RO80MGS	Rondec Bullnose Trim 5/16" Alum Matte Blk	ea.	\$ 41.29
RO80MBW300	RONDEC BULLNOSE TRIM 5/16" ALUM MATTE WHITE 10'	ea.	\$ 51.63
RO80GM	Rondec Bullnose Trim 5/16" Alum Metallic Gray	ea.	\$ 25.62
RO80TSG	Rondec Bullnose Trim 5/16" Alum Pewter	ea.	\$ 51.62
RO80TSG300	RONDEC BULLNOSE TRIM 5/16" ALUM PEWTER 10'	ea.	\$ 64.51
RO80AMG	Rondec Bullnose Trim 5/16" Alum Polish Brass	ea.	\$ 26.03
RO80ACG	Rondec Bullnose Trim 5/16" Alum Polish Chrome	ea.	\$ 25.79
RO80ACG300	Rondec Bullnose Trim 5/16" Alum Polish Chrome 10'	ea.	\$ 32.28
RO80AKG	Rondec Bullnose Trim 5/16" Alum Polish Copper	ea.	\$ 27.08
RO80ATG	Rondec Bullnose Trim 5/16" Alum Polish Nickel	ea.	\$ 27.08
RO80TSR	Rondec Bullnose Trim 5/16" Alum Rustic Brown	ea.	\$ 51.62
RO80TSR300	RONDEC BULLNOSE TRIM 5/16" ALUM RUSTIC BROWN	ea.	\$ 64.51
RO80SP	Rondec Bullnose Trim 5/16" Alum Sand Pebble	ea.	\$ 25.62
RO80AE	Rondec Bullnose Trim 5/16" Alum Satin	ea.	\$ 21.63
RO80AE300	Rondec Bullnose Trim 5/16" Alum Satin 10'	ea.	\$ 27.09
RO80AM	Rondec Bullnose Trim 5/16" Alum Satin Brass	ea.	\$ 23.90
RO80AK	Rondec Bullnose Trim 5/16" Alum Satin Copper	ea.	\$ 24.33
RO80AT	Rondec Bullnose Trim 5/16" Alum Satin Nickel	ea.	\$ 24.33
RO80AT300	Rondec Bullnose Trim 5/16" Alum Satin Nickel 10'	ea.	\$ 30.36
RO80TSSG	Rondec Bullnose Trim 5/16" Alum Stone Grey	ea.	\$ 51.62
RO80TSSG300	RONDEC BULLNOSE TRIM 5/16" ALUM STONE GREY 10'	ea.	\$ 64.51
RO80W	Rondec Bullnose Trim 5/16" Alum White	ea.	\$ 25.62
RO80EB	Rondec Bullnose Trim 5/16" Brush Stn Steel	ea.	\$ 99.38
RO80MC	Rondec Bullnose Trim 5/16" Chrome-Plated Brass	ea.	\$ 174.23
PRO80BH	Rondec Bullnose Trim 5/16" Pvc Bahama	ea.	\$ 8.61
PRO80GS	Rondec Bullnose Trim 5/16" Pvc Black	ea.	\$ 8.61
PRO80BW	Rondec Bullnose Trim 5/16" Pvc Bright White	ea.	\$ 8.61
PRO80PG	Rondec Bullnose Trim 5/16" Pvc Classic Grey	ea.	\$ 8.61
PRO80G	Rondec Bullnose Trim 5/16" Pvc Grey	ea.	\$ 8.61
PRO80HB	Rondec Bullnose Trim 5/16" Pvc Light Beige	ea.	\$ 8.61
PRO80HG	Rondec Bullnose Trim 5/16" Pvc Light Grey	ea.	\$ 8.61
PRO80SP	Rondec Bullnose Trim 5/16" Pvc Sand Pebble	ea.	\$ 8.61

SCHLUTER

CODE	DESCRIPTION	UNIT ->	PRICE
PRO80W	Rondec Bullnose Trim 5/16" Pvc White	ea.	\$ 8.61
RO80E	Rondec Bullnose Trim 5/16" Stn Steel	ea.	\$ 65.39
RO80EV4A	Rondec Bullnose Trim 5/16" Stn Steel V4A	ea.	\$ 78.44
RO110TSB	Rondec Bullnose Trim 7/16" Alum Beige	ea.	\$ 53.90
RO110TSB300	RONDEC BULLNOSE TRIM 7/16" ALUM BEIGE 10'	ea.	\$ 67.38
RO110TSOB	Rondec Bullnose Trim 7/16" Alum Bronze	ea.	\$ 53.90
RO110TSOB300	RONDEC BULLNOSE TRIM 7/16" ALUM BRONZE 10'	ea.	\$ 67.38
RO110TSC	Rondec Bullnose Trim 7/16" Alum Cream	ea.	\$ 53.90
RO110TSC300	RONDEC BULLNOSE TRIM 7/16" ALUM CREAM 10'	ea.	\$ 67.38
RO110TSDA	Rondec Bullnose Trim 7/16" Alum Dark Anthracite	ea.	\$ 53.90
RO110TSDA300	RONDEC BULLNOSE TRIM 7/16" ALUM DK ANTHRACITE 10'	ea.	\$ 67.38
RO110TSBG	Rondec Bullnose Trim 7/16" Alum Greige	ea.	\$ 53.90
RO110TSBG300	RONDEC BULLNOSE TRIM 7/16" ALUM GREIGE 10'	ea.	\$ 67.38
RO110TSI	Rondec Bullnose Trim 7/16" Alum Ivory	ea.	\$ 53.90
RO110TSI300	RONDEC BULLNOSE TRIM 7/16" ALUM IVORY 10'	ea.	\$ 67.38
RO110TSLA	Rondec Bullnose Trim 7/16" Alum Light Anthracite	ea.	\$ 53.90
RO110MBW	Rondec Bullnose Trim 7/16" Alum Mat Bright White	ea.	\$ 43.12
RO110MGS300	RONDEC BULLNOSE TRIM 7/16" ALUM MATTE BLACK 10'	ea.	\$ 53.90
RO110MGS	Rondec Bullnose Trim 7/16" Alum Matte Blk	ea.	\$ 43.12
RO110MBW300	RONDEC BULLNOSE TRIM 7/16" ALUM MATTE WHITE 10'	ea.	\$ 53.90
RO110TSG	Rondec Bullnose Trim 7/16" Alum Pewter	ea.	\$ 53.90
RO110TSG300	RONDEC BULLNOSE TRIM 7/16" ALUM PEWTER 10'	ea.	\$ 67.38
RO110TSR	Rondec Bullnose Trim 7/16" Alum Rustic Brown	ea.	\$ 53.90
RO110TSR300	RONDEC BULLNOSE TRIM 7/16" ALUM RUSTIC BROWN 10'	ea.	\$ 67.38
RO110TSSG	Rondec Bullnose Trim 7/16" Alum Stone Grey	ea.	\$ 53.90
RO110TSSG300	RONDEC BULLNOSE TRIM 7/16" ALUM STONE GREY 10'	ea.	\$ 67.38
RO110EB	Rondec Bullnose Trim 7/16" Brush Stn Steel	ea.	\$ 105.90
PRO110BH	Rondec Bullnose Trim 7/16" Pvc Bahama	ea.	\$ 9.88
PRO110GS	Rondec Bullnose Trim 7/16" Pvc Black	ea.	\$ 9.88
PRO110BW	Rondec Bullnose Trim 7/16" Pvc Bright White	ea.	\$ 9.88
PRO110PG	Rondec Bullnose Trim 7/16" Pvc Classic Grey	ea.	\$ 9.88
PRO110G	Rondec Bullnose Trim 7/16" Pvc Grey	ea.	\$ 9.88
PRO110HB	Rondec Bullnose Trim 7/16" Pvc Light Beige	ea.	\$ 9.88
PRO110HG	Rondec Bullnose Trim 7/16" Pvc Light Grey	ea.	\$ 9.88
PRO110SP	Rondec Bullnose Trim 7/16" Pvc Sand Pbl	ea.	\$ 9.88
PRO110W	Rondec Bullnose Trim 7/16" Pvc White	ea.	\$ 9.88
RO110E	Rondec Bullnose Trim 7/16" Stn Steel	ea.	\$ 72.64
RO150EB	Rondec Bullnose Trim 9/16" Brush Stn Steel	ea.	\$ 119.19
RO150E	Rondec Bullnose Trim 9/16" Stn Steel	ea.	\$ 85.86
RO70EB	Rondec Bullnose Trim 9/32" Brush Stn Steel	ea.	\$ 97.00
RO70E	Rondec Bullnose Trim 9/32" Stn Steel	ea.	\$ 64.82
VRO60	Rondec Connector 1/4" For Alum Profiles	ea.	\$ 2.77
EKRO125EB	Rondec End Cap 1/2" Brush Stn Steel	ea.	\$ 5.33
EKRO100EB	Rondec End Cap 3/8" Brush Stn Steel	ea.	\$ 5.33
EKRO80EB	Rondec End Cap 5/16" Brush Stn Steel	ea.	\$ 5.33
IVRO125ABGB	Rondec In Corner 1/2" Alum Antq Bronze	ea.	\$ 19.68
IDRO125BH	Rondec In Corner 1/2" Alum Bahama	ea.	\$ 6.05
IVRO125TSB	Rondec In Corner 1/2" Alum Beige	ea.	\$ 18.03
IDRO125GS	Rondec In Corner 1/2" Alum Black	ea.	\$ 6.05
IDRO125SB	Rondec In Corner 1/2" Alum Black Brown	ea.	\$ 6.05
IVRO125AGSG	Rondec In Corner 1/2" Alum Bright Black	ea.	\$ 12.31
IDRO125BW	Rondec In Corner 1/2" Alum Bright White	ea.	\$ 6.05
IVRO125TSOB	Rondec In Corner 1/2" Alum Bronze	ea.	\$ 18.03
IVRO125AGSB	Rondec In Corner 1/2" Alum Brush Black	ea.	\$ 19.87
IVRO125AMGB	Rondec In Corner 1/2" Alum Brush Brass	ea.	\$ 20.23
IVRO125ACGB	Rondec In Corner 1/2" Alum Brush Chrome	ea.	\$ 19.68
IVRO125AKGB	Rondec In Corner 1/2" Alum Brush Copper	ea.	\$ 19.68
IVRO125ATGB	Rondec In Corner 1/2" Alum Brush Nickel	ea.	\$ 19.32
IDRO125PG	Rondec In Corner 1/2" Alum Classic Grey	ea.	\$ 6.05
IVRO125TSC	Rondec In Corner 1/2" Alum Cream	ea.	\$ 18.03
IVRO125TSDA	Rondec In Corner 1/2" Alum Dark Anthracite	ea.	\$ 18.03
IVRO125AGR	Rondec In Corner 1/2" Alum Graphite	ea.	\$ 10.80
IVRO125TSBG	Rondec In Corner 1/2" Alum Greige	ea.	\$ 18.03
IDRO125G	Rondec In Corner 1/2" Alum Grey	ea.	\$ 6.05

SCHLUTER

CODE	DESCRIPTION	UNIT ->	PRICE
IVRO125TSI	Rondec In Corner 1/2" Alum Ivory	ea.	\$ 18.03
IVRO125TSLA	Rondec In Corner 1/2" Alum Light Anthracite	ea.	\$ 18.03
IDRO125HB	Rondec In Corner 1/2" Alum Light Beige	ea.	\$ 6.05
IDRO125HG	Rondec In Corner 1/2" Alum Light Grey	ea.	\$ 6.05
IDRO125MBW	Rondec In Corner 1/2" Alum Mat Bright White	ea.	\$ 12.61
IDRO125MGS	Rondec In Corner 1/2" Alum Matte Blk	ea.	\$ 12.61
IDRO125GM	Rondec In Corner 1/2" Alum Metallic Gray	ea.	\$ 6.05
IVRO125TSG	Rondec In Corner 1/2" Alum Pewter	ea.	\$ 18.03
IVRO125AMG	Rondec In Corner 1/2" Alum Polish Brass	ea.	\$ 11.73
IVRO125ACG	Rondec In Corner 1/2" Alum Polish Chrome	ea.	\$ 11.84
IVRO125AKG	Rondec In Corner 1/2" Alum Polish Copper	ea.	\$ 11.73
IVRO125ATG	Rondec In Corner 1/2" Alum Polish Nickel	ea.	\$ 11.84
IVRO125TSR	Rondec In Corner 1/2" Alum Rustic Brown	ea.	\$ 18.03
IDRO125SP	Rondec In Corner 1/2" Alum Sand Pebble	ea.	\$ 6.05
IVRO125AE	Rondec In Corner 1/2" Alum Satin	ea.	\$ 10.15
IVRO125AM	Rondec In Corner 1/2" Alum Satin Brass	ea.	\$ 10.70
IVRO125AK	Rondec In Corner 1/2" Alum Satin Copper	ea.	\$ 10.70
IVRO125AT	Rondec In Corner 1/2" Alum Satin Nickel	ea.	\$ 10.70
IVRO125TSSG	Rondec In Corner 1/2" Alum Stone Grey	ea.	\$ 18.03
IDRO125E	Rondec In Corner 1/2" Alum W/ Stn Steel Look	ea.	\$ 10.07
IDRO125W	Rondec In Corner 1/2" Alum White	ea.	\$ 6.05
IPRO125BH	Rondec In Corner 1/2" Pvc Bahama	ea.	\$ 3.44
IPRO125GS	Rondec In Corner 1/2" Pvc Bright Black	ea.	\$ 3.44
IPRO125BW	Rondec In Corner 1/2" Pvc Bright White	ea.	\$ 3.44
IPRO125PG	Rondec In Corner 1/2" Pvc Classic Grey	ea.	\$ 3.44
IPRO125G	Rondec In Corner 1/2" Pvc Grey	ea.	\$ 3.44
IPRO125HB	Rondec In Corner 1/2" Pvc Light Beige	ea.	\$ 3.44
IPRO125HG	Rondec In Corner 1/2" Pvc Light Grey	ea.	\$ 3.44
IPRO125SP	Rondec In Corner 1/2" Pvc Sand Pbl	ea.	\$ 3.44
IPRO125W	Rondec In Corner 1/2" Pvc White	ea.	\$ 3.44
IVRO60ABGB	Rondec In Corner 1/4" Alum Antq Bronze	ea.	\$ 19.68
IDRO60BH	Rondec In Corner 1/4" Alum Bahama	ea.	\$ 6.05
IVRO60TSB	Rondec In Corner 1/4" Alum Beige	ea.	\$ 18.03
IDRO60GS	Rondec In Corner 1/4" Alum Black	ea.	\$ 6.05
IDRO60SB	Rondec In Corner 1/4" Alum Black Brown	ea.	\$ 6.05
IVRO60AGSG	Rondec In Corner 1/4" Alum Bright Black	ea.	\$ 12.31
IDRO60BW	Rondec In Corner 1/4" Alum Bright White	ea.	\$ 6.05
IVRO60TSOB	Rondec In Corner 1/4" Alum Bronze	ea.	\$ 18.03
IVRO60AGSB	Rondec In Corner 1/4" Alum Brush Black	ea.	\$ 19.87
IVRO60AMGB	Rondec In Corner 1/4" Alum Brush Brass	ea.	\$ 20.23
IVRO60ACGB	Rondec In Corner 1/4" Alum Brush Chrome	ea.	\$ 19.68
IVRO60AKGB	Rondec In Corner 1/4" Alum Brush Copper	ea.	\$ 19.68
IVRO60ATGB	Rondec In Corner 1/4" Alum Brush Nickel	ea.	\$ 19.32
IDRO60PG	Rondec In Corner 1/4" Alum Classic Grey	ea.	\$ 6.05
IVRO60TSC	Rondec In Corner 1/4" Alum Cream	ea.	\$ 18.03
IVRO60TSDA	Rondec In Corner 1/4" Alum Dark Anthracite	ea.	\$ 18.03
IVRO60AGR	Rondec In Corner 1/4" Alum Graphite	ea.	\$ 10.80
IVRO60TSBG	Rondec In Corner 1/4" Alum Greige	ea.	\$ 18.03
IDRO60G	Rondec In Corner 1/4" Alum Grey	ea.	\$ 6.05
IVRO60TSI	Rondec In Corner 1/4" Alum Ivory	ea.	\$ 18.03
IVRO60TSLA	Rondec In Corner 1/4" Alum Light Anthracite	ea.	\$ 18.03
IDRO60HB	Rondec In Corner 1/4" Alum Light Beige	ea.	\$ 6.05
IDRO60HG	Rondec In Corner 1/4" Alum Light Grey	ea.	\$ 6.05
IDRO60MBW	Rondec In Corner 1/4" Alum Mat Bright White	ea.	\$ 12.61
IDRO60MGS	Rondec In Corner 1/4" Alum Matte Blk	ea.	\$ 12.61
IDRO60GM	Rondec In Corner 1/4" Alum Metallic Gray	ea.	\$ 6.05
IVRO60TSG	Rondec In Corner 1/4" Alum Pewter	ea.	\$ 18.03
IVRO60AMG	Rondec In Corner 1/4" Alum Polish Brass	ea.	\$ 11.73
IVRO60ACG	Rondec In Corner 1/4" Alum Polish Chrome	ea.	\$ 11.84
IVRO60AKG	Rondec In Corner 1/4" Alum Polish Copper	ea.	\$ 11.73
IVRO60ATG	Rondec In Corner 1/4" Alum Polish Nickel	ea.	\$ 11.84
IVRO60TSR	Rondec In Corner 1/4" Alum Rustic Brown	ea.	\$ 18.03
IDRO60SP	Rondec In Corner 1/4" Alum Sand Pebble	ea.	\$ 6.05
IVRO60AE	Rondec In Corner 1/4" Alum Satin	ea.	\$ 10.15

SCHLUTER

CODE	DESCRIPTION	UNIT ->	PRICE
IVRO60AM	Rondec In Corner 1/4" Alum Satin Brass	ea.	\$ 10.70
IVRO60AK	Rondec In Corner 1/4" Alum Satin Copper	ea.	\$ 10.70
IVRO60AT	Rondec In Corner 1/4" Alum Satin Nickel	ea.	\$ 10.70
IVRO60TSSG	Rondec In Corner 1/4" Alum Stone Grey	ea.	\$ 18.03
IDRO60E	Rondec In Corner 1/4" Alum W/ Stn Steel Look	ea.	\$ 10.07
IDRO60W	Rondec In Corner 1/4" Alum White	ea.	\$ 6.05
IPRO60BH	Rondec In Corner 1/4" Pvc Bahama	ea.	\$ 3.44
IPRO60GS	Rondec In Corner 1/4" Pvc Black	ea.	\$ 3.44
IPRO60BW	Rondec In Corner 1/4" Pvc Bright White	ea.	\$ 3.44
IPRO60PG	Rondec In Corner 1/4" Pvc Classic Grey	ea.	\$ 3.44
IPRO60G	Rondec In Corner 1/4" Pvc Grey	ea.	\$ 3.44
IPRO60HB	Rondec In Corner 1/4" Pvc Light Beige	ea.	\$ 3.44
IPRO60HG	Rondec In Corner 1/4" Pvc Light Grey	ea.	\$ 3.44
IPRO60SP	Rondec In Corner 1/4" Pvc Sand Pebble	ea.	\$ 3.44
IPRO60W	Rondec In Corner 1/4" Pvc White	ea.	\$ 3.44
IVRO100ABGB	Rondec In Corner 3/8" Alum Antq Bronze	ea.	\$ 19.68
IDRO100BH	Rondec In Corner 3/8" Alum Bahama	ea.	\$ 6.05
IVRO100TSB	Rondec In Corner 3/8" Alum Beige	ea.	\$ 18.03
IDRO100GS	Rondec In Corner 3/8" Alum Black	ea.	\$ 6.05
IDRO100SB	Rondec In Corner 3/8" Alum Black Brown	ea.	\$ 6.05
IVRO100AGSG	Rondec In Corner 3/8" Alum Bright Black	ea.	\$ 12.31
IDRO100BW	Rondec In Corner 3/8" Alum Bright White	ea.	\$ 6.05
IVRO100TSOB	Rondec In Corner 3/8" Alum Bronze	ea.	\$ 18.03
IVRO100AGSB	Rondec In Corner 3/8" Alum Brush Black	ea.	\$ 19.87
IVRO100AMGB	Rondec In Corner 3/8" Alum Brush Brass	ea.	\$ 20.23
IVRO100ACGB	Rondec In Corner 3/8" Alum Brush Chrome	ea.	\$ 19.68
IVRO100AKGB	Rondec In Corner 3/8" Alum Brush Copper	ea.	\$ 19.68
IVRO100ATGB	Rondec In Corner 3/8" Alum Brush Nickel	ea.	\$ 19.32
IDRO100PG	Rondec In Corner 3/8" Alum Classic Grey	ea.	\$ 6.05
IVRO100TSC	Rondec In Corner 3/8" Alum Cream	ea.	\$ 18.03
IVRO100TSDA	Rondec In Corner 3/8" Alum Dark Anthracite	ea.	\$ 18.03
IVRO100AGR	Rondec In Corner 3/8" Alum Graphite	ea.	\$ 10.80
IVRO100TSBG	Rondec In Corner 3/8" Alum Greige	ea.	\$ 18.03
IDRO100G	Rondec In Corner 3/8" Alum Grey	ea.	\$ 6.05
IVRO100TSI	Rondec In Corner 3/8" Alum Ivory	ea.	\$ 18.03
IVRO100TSLA	Rondec In Corner 3/8" Alum Light Anthracite	ea.	\$ 18.03
IDRO100HB	Rondec In Corner 3/8" Alum Light Beige	ea.	\$ 6.05
IDRO100HG	Rondec In Corner 3/8" Alum Light Grey	ea.	\$ 6.05
IDRO100MBW	Rondec In Corner 3/8" Alum Mat Bright White	ea.	\$ 12.61
IDRO100MGS	Rondec In Corner 3/8" Alum Matte Blk	ea.	\$ 12.61
IDRO100GM	Rondec In Corner 3/8" Alum Metallic Gray	ea.	\$ 6.05
IVRO100TSG	Rondec In Corner 3/8" Alum Pewter	ea.	\$ 18.03
IVRO100AMG	Rondec In Corner 3/8" Alum Polish Brass	ea.	\$ 11.73
IVRO100ACG	Rondec In Corner 3/8" Alum Polish Chrome	ea.	\$ 11.84
IVRO100AKG	Rondec In Corner 3/8" Alum Polish Copper	ea.	\$ 11.73
IVRO100ATG	Rondec In Corner 3/8" Alum Polish Nickel	ea.	\$ 11.84
IVRO100TSR	Rondec In Corner 3/8" Alum Rustic Brown	ea.	\$ 18.03
IDRO100SP	Rondec In Corner 3/8" Alum Sand Pebble	ea.	\$ 6.05
IVRO100AE	Rondec In Corner 3/8" Alum Satin	ea.	\$ 10.15
IVRO100AM	Rondec In Corner 3/8" Alum Satin Brass	ea.	\$ 10.70
IVRO100AK	Rondec In Corner 3/8" Alum Satin Copper	ea.	\$ 10.70
IVRO100AT	Rondec In Corner 3/8" Alum Satin Nickel	ea.	\$ 10.70
IVRO100TSSG	Rondec In Corner 3/8" Alum Stone Grey	ea.	\$ 18.03
IDRO100E	Rondec In Corner 3/8" Alum W/ Stn Steel Look	ea.	\$ 10.07
IDRO100W	Rondec In Corner 3/8" Alum White	ea.	\$ 6.05
IPRO100BH	Rondec In Corner 3/8" Pvc Bahama	ea.	\$ 3.44
IPRO100GS	Rondec In Corner 3/8" Pvc Black	ea.	\$ 3.44
IPRO100BW	Rondec In Corner 3/8" Pvc Bright White	ea.	\$ 3.44
IPRO100PG	Rondec In Corner 3/8" Pvc Classic Grey	ea.	\$ 3.44
IPRO100G	Rondec In Corner 3/8" Pvc Grey	ea.	\$ 3.44
IPRO100HB	Rondec In Corner 3/8" Pvc Light Beige	ea.	\$ 3.44
IPRO100HG	Rondec In Corner 3/8" Pvc Light Grey	ea.	\$ 3.44
IPRO100SP	Rondec In Corner 3/8" Pvc Sand Pebble	ea.	\$ 3.44
IPRO100W	Rondec In Corner 3/8" Pvc White	ea.	\$ 3.44

SCHLUTER

<u>CODE</u>	<u>DESCRIPTION</u>	<u>UNIT -></u>	<u>PRICE</u>
IVRO80ABGB	Rondec In Corner 5/16" Alum Antq Bronze	ea.	\$ 19.68
IDRO80BH	Rondec In Corner 5/16" Alum Bahama	ea.	\$ 6.05
IVRO80TSB	Rondec In Corner 5/16" Alum Beige	ea.	\$ 18.03
IDRO80GS	Rondec In Corner 5/16" Alum Black	ea.	\$ 6.05
IDRO80SB	Rondec In Corner 5/16" Alum Black Brown	ea.	\$ 6.05
IVRO80AGSG	Rondec In Corner 5/16" Alum Bright Black	ea.	\$ 12.31
IDRO80BW	Rondec In Corner 5/16" Alum Bright White	ea.	\$ 6.05
IVRO80TSOB	Rondec In Corner 5/16" Alum Bronze	ea.	\$ 18.03
IVRO80AGSB	Rondec In Corner 5/16" Alum Brush Black	ea.	\$ 19.87
IVRO80AMGB	Rondec In Corner 5/16" Alum Brush Brass	ea.	\$ 20.23
IVRO80ACGB	Rondec In Corner 5/16" Alum Brush Chrome	ea.	\$ 19.68
IVRO80AKGB	Rondec In Corner 5/16" Alum Brush Copper	ea.	\$ 19.68
IVRO80ATGB	Rondec In Corner 5/16" Alum Brush Nickel	ea.	\$ 19.32
IDRO80PG	Rondec In Corner 5/16" Alum Classic Grey	ea.	\$ 6.05
IVRO80TSC	Rondec In Corner 5/16" Alum Cream	ea.	\$ 18.03
IVRO80TSDA	Rondec In Corner 5/16" Alum Dark Anthracite	ea.	\$ 18.03
IVRO80AGR	Rondec In Corner 5/16" Alum Graphite	ea.	\$ 10.80
IVRO80TSBG	Rondec In Corner 5/16" Alum Greige	ea.	\$ 18.03
IDRO80G	Rondec In Corner 5/16" Alum Grey	ea.	\$ 6.05
IVRO80TSI	Rondec In Corner 5/16" Alum Ivory	ea.	\$ 18.03
IVRO80TSLA	Rondec In Corner 5/16" Alum Light Anthracite	ea.	\$ 18.03
IDRO80HB	Rondec In Corner 5/16" Alum Light Beige	ea.	\$ 6.05
IDRO80HG	Rondec In Corner 5/16" Alum Light Grey	ea.	\$ 6.05
IDRO80MBW	Rondec In Corner 5/16" Alum Mat Bright White	ea.	\$ 12.61
IDRO80MGS	Rondec In Corner 5/16" Alum Matte Blk	ea.	\$ 12.61
IDRO80GM	Rondec In Corner 5/16" Alum Metallic Gray	ea.	\$ 6.05
IVRO80TSG	Rondec In Corner 5/16" Alum Pewter	ea.	\$ 18.03
IVRO80AMG	Rondec In Corner 5/16" Alum Polish Brass	ea.	\$ 11.73
IVRO80ACG	Rondec In Corner 5/16" Alum Polish Chrome	ea.	\$ 11.84
IVRO80AKG	Rondec In Corner 5/16" Alum Polish Copper	ea.	\$ 11.73
IVRO80ATG	Rondec In Corner 5/16" Alum Polish Nickel	ea.	\$ 11.84
IVRO80TSR	Rondec In Corner 5/16" Alum Rustic Brown	ea.	\$ 18.03
IDRO80SP	Rondec In Corner 5/16" Alum Sand Pebble	ea.	\$ 6.05
IVRO80AE	Rondec In Corner 5/16" Alum Satin	ea.	\$ 10.15
IVRO80AM	Rondec In Corner 5/16" Alum Satin Brass	ea.	\$ 10.70
IVRO80AK	Rondec In Corner 5/16" Alum Satin Copper	ea.	\$ 10.70
IVRO80AT	Rondec In Corner 5/16" Alum Satin Nickel	ea.	\$ 10.70
IVRO80TSSG	Rondec In Corner 5/16" Alum Stone Grey	ea.	\$ 18.03
IDRO80E	Rondec In Corner 5/16" Alum W/ Stn Steel Look	ea.	\$ 10.07
IDRO80W	Rondec In Corner 5/16" Alum White	ea.	\$ 6.05
IPRO80BH	Rondec In Corner 5/16" Pvc Bahama	ea.	\$ 3.44
IPRO80GS	Rondec In Corner 5/16" Pvc Black	ea.	\$ 3.44
IPRO80BW	Rondec In Corner 5/16" Pvc Bright White	ea.	\$ 3.44
IPRO80PG	Rondec In Corner 5/16" Pvc Classic Grey	ea.	\$ 3.44
IPRO80G	Rondec In Corner 5/16" Pvc Grey	ea.	\$ 3.44
IPRO80HB	Rondec In Corner 5/16" Pvc Light Beige	ea.	\$ 3.44
IPRO80HG	Rondec In Corner 5/16" Pvc Light Grey	ea.	\$ 3.44
IPRO80SP	Rondec In Corner 5/16" Pvc Sand Pebble	ea.	\$ 3.44
IPRO80W	Rondec In Corner 5/16" Pvc White	ea.	\$ 3.44
IVRO110TSB	Rondec In Corner 7/16" Alum Beige	ea.	\$ 18.03
IVRO110TSOB	Rondec In Corner 7/16" Alum Bronze	ea.	\$ 18.03
IVRO110TSC	Rondec In Corner 7/16" Alum Cream	ea.	\$ 18.03
IVRO110TSDA	Rondec In Corner 7/16" Alum Dark Anthracite	ea.	\$ 18.03
IVRO110TSBG	Rondec In Corner 7/16" Alum Greige	ea.	\$ 18.03
IVRO110TSI	Rondec In Corner 7/16" Alum Ivory	ea.	\$ 18.03
IVRO110TSLA	Rondec In Corner 7/16" Alum Light Anthracite	ea.	\$ 18.03
IDRO110MBW	Rondec In Corner 7/16" Alum Mat Bright White	ea.	\$ 12.61
IDRO110MGS	Rondec In Corner 7/16" Alum Matte Blk	ea.	\$ 12.61
IVRO110TSG	Rondec In Corner 7/16" Alum Pewter	ea.	\$ 18.03
IVRO110TSR	Rondec In Corner 7/16" Alum Rustic Brown	ea.	\$ 18.03
IVRO110TSSG	Rondec In Corner 7/16" Alum Stone Grey	ea.	\$ 18.03
IPRO110BH	Rondec In Corner 7/16" Pvc Bahama	ea.	\$ 3.44
IPRO110GS	Rondec In Corner 7/16" Pvc Black	ea.	\$ 3.44
IPRO110BW	Rondec In Corner 7/16" Pvc Bright White	ea.	\$ 3.44

SCHLUTER

<u>CODE</u>	<u>DESCRIPTION</u>	<u>UNIT -></u>	<u>PRICE</u>
IPRO110PG	Rondec In Corner 7/16" Pvc Classic Grey	ea.	\$ 3.44
IPRO110G	Rondec In Corner 7/16" Pvc Grey	ea.	\$ 3.44
IPRO110HB	Rondec In Corner 7/16" Pvc Light Beige	ea.	\$ 3.44
IPRO110HG	Rondec In Corner 7/16" Pvc Light Grey	ea.	\$ 3.44
IPRO110SP	Rondec In Corner 7/16" Pvc Sand Pbl	ea.	\$ 3.44
IPRO110W	Rondec In Corner 7/16" Pvc White	ea.	\$ 3.44
EVRO125ABGB	Rondec Out Corner 1/2" Alum Antq Bronze	ea.	\$ 19.68
EDRO125BH	Rondec Out Corner 1/2" Alum Bahama	ea.	\$ 6.05
EVRO125TSB	Rondec Out Corner 1/2" Alum Beige	ea.	\$ 18.03
EDRO125GS	Rondec Out Corner 1/2" Alum Black	ea.	\$ 6.05
EDRO125SB	Rondec Out Corner 1/2" Alum Black Brown	ea.	\$ 6.05
EVRO125AGSG	Rondec Out Corner 1/2" Alum Bright Black	ea.	\$ 12.31
EDRO125BW	Rondec Out Corner 1/2" Alum Bright White	ea.	\$ 6.05
EVRO125TSOB	Rondec Out Corner 1/2" Alum Bronze	ea.	\$ 18.03
EVRO125AGSB	Rondec Out Corner 1/2" Alum Brush Black	ea.	\$ 19.87
EVRO125AMGB	Rondec Out Corner 1/2" Alum Brush Brass	ea.	\$ 20.23
EVRO125ACGB	Rondec Out Corner 1/2" Alum Brush Chrome	ea.	\$ 19.68
EVRO125AKGB	Rondec Out Corner 1/2" Alum Brush Copper	ea.	\$ 19.68
EVRO125ATGB	Rondec Out Corner 1/2" Alum Brush Nickel	ea.	\$ 19.32
EDRO125PG	Rondec Out Corner 1/2" Alum Classic Grey	ea.	\$ 6.05
EVRO125TSC	Rondec Out Corner 1/2" Alum Cream	ea.	\$ 18.03
EVRO125TSDA	Rondec Out Corner 1/2" Alum Dark Anthracite	ea.	\$ 18.03
EVRO125AGR	Rondec Out Corner 1/2" Alum Graphite	ea.	\$ 10.80
EVRO125TSBG	Rondec Out Corner 1/2" Alum Greige	ea.	\$ 18.03
EDRO125G	Rondec Out Corner 1/2" Alum Grey	ea.	\$ 6.05
EVRO125TSI	Rondec Out Corner 1/2" Alum Ivory	ea.	\$ 18.03
EVRO125TSLA	Rondec Out Corner 1/2" Alum Light Anthracite	ea.	\$ 18.03
EDRO125HB	Rondec Out Corner 1/2" Alum Light Beige	ea.	\$ 6.05
EDRO125HG	Rondec Out Corner 1/2" Alum Light Grey	ea.	\$ 6.05
EDRO125MBW	Rondec Out Corner 1/2" Alum Mat Bright White	ea.	\$ 12.61
EDRO125MGS	Rondec Out Corner 1/2" Alum Matte Blk	ea.	\$ 12.61
EDRO125GM	Rondec Out Corner 1/2" Alum Metallic Gray	ea.	\$ 6.05
EVRO125TSG	Rondec Out Corner 1/2" Alum Pewter	ea.	\$ 18.03
EVRO125AMG	Rondec Out Corner 1/2" Alum Polish Brass	ea.	\$ 11.73
EVRO125ACG	Rondec Out Corner 1/2" Alum Polish Chrome	ea.	\$ 11.84
EVRO125AKG	Rondec Out Corner 1/2" Alum Polish Copper	ea.	\$ 11.73
EVRO125ATG	Rondec Out Corner 1/2" Alum Polish Nickel	ea.	\$ 11.84
EVRO125TSR	Rondec Out Corner 1/2" Alum Rustic Brown	ea.	\$ 18.03
EDRO125SP	Rondec Out Corner 1/2" Alum Sand Pebble	ea.	\$ 6.05
EVRO125AE	Rondec Out Corner 1/2" Alum Satin	ea.	\$ 10.15
EVRO125AM	Rondec Out Corner 1/2" Alum Satin Brass	ea.	\$ 10.70
EVRO125AK	Rondec Out Corner 1/2" Alum Satin Copper	ea.	\$ 10.70
EVRO125AT	Rondec Out Corner 1/2" Alum Satin Nickel	ea.	\$ 10.70
EVRO125TSSG	Rondec Out Corner 1/2" Alum Stone Grey	ea.	\$ 18.03
EDRO125E	Rondec Out Corner 1/2" Alum W/ Stn Steel Look	ea.	\$ 10.07
EDRO125W	Rondec Out Corner 1/2" Alum White	ea.	\$ 6.05
EVRO125EB	Rondec Out Corner 1/2" Brush Stn Steel	ea.	\$ 54.43
EPRO125BH	Rondec Out Corner 1/2" Pvc Bahama	ea.	\$ 3.44
EPRO125GS	Rondec Out Corner 1/2" Pvc Black	ea.	\$ 3.44
EPRO125BW	Rondec Out Corner 1/2" Pvc Bright White	ea.	\$ 3.44
EPRO125PG	Rondec Out Corner 1/2" Pvc Classic Grey	ea.	\$ 3.44
EPRO125G	Rondec Out Corner 1/2" Pvc Grey	ea.	\$ 3.44
EPRO125HB	Rondec Out Corner 1/2" Pvc Light Beige	ea.	\$ 3.44
EPRO125HG	Rondec Out Corner 1/2" Pvc Light Grey	ea.	\$ 3.44
EPRO125SP	Rondec Out Corner 1/2" Pvc Sand Pbl	ea.	\$ 3.44
EPRO125W	Rondec Out Corner 1/2" Pvc White	ea.	\$ 3.44
EVRO125E	Rondec Out Corner 1/2" Stn Steel	ea.	\$ 52.80
EVRO125EV4A	Rondec Out Corner 1/2" Stn Steel V4A	ea.	\$ 58.52
EVRO60ABGB	Rondec Out Corner 1/4" Alum Antq Bronze	ea.	\$ 19.68
EDRO60BH	Rondec Out Corner 1/4" Alum Bahama	ea.	\$ 6.05
EVRO60TSB	Rondec Out Corner 1/4" Alum Beige	ea.	\$ 18.03
EDRO60GS	Rondec Out Corner 1/4" Alum Black	ea.	\$ 6.05
EDRO60SB	Rondec Out Corner 1/4" Alum Black Brown	ea.	\$ 6.05
EVRO60AGSG	Rondec Out Corner 1/4" Alum Bright Black	ea.	\$ 12.31

SCHLUTER

CODE	DESCRIPTION	UNIT ->	PRICE
EDRO60BW	Rondec Out Corner 1/4" Alum Bright White	ea.	\$ 6.05
EVRO60TSOB	Rondec Out Corner 1/4" Alum Bronze	ea.	\$ 18.03
EVRO60AGSB	Rondec Out Corner 1/4" Alum Brush Black	ea.	\$ 19.87
EVRO60AMGB	Rondec Out Corner 1/4" Alum Brush Brass	ea.	\$ 20.23
EVRO60ACGB	Rondec Out Corner 1/4" Alum Brush Chrome	ea.	\$ 19.68
EVRO60AKGB	Rondec Out Corner 1/4" Alum Brush Copper	ea.	\$ 19.68
EVRO60ATGB	Rondec Out Corner 1/4" Alum Brush Nickel	ea.	\$ 19.32
EDRO60PG	Rondec Out Corner 1/4" Alum Classic Grey	ea.	\$ 6.05
EVRO60TSC	Rondec Out Corner 1/4" Alum Cream	ea.	\$ 18.03
EVRO60TSDA	Rondec Out Corner 1/4" Alum Dark Anthracite	ea.	\$ 18.03
EVRO60AGR	Rondec Out Corner 1/4" Alum Graphite	ea.	\$ 10.80
EVRO60TSBG	Rondec Out Corner 1/4" Alum Greige	ea.	\$ 18.03
EDRO60G	Rondec Out Corner 1/4" Alum Grey	ea.	\$ 6.05
EVRO60TSI	Rondec Out Corner 1/4" Alum Ivory	ea.	\$ 18.03
EVRO60TSLA	Rondec Out Corner 1/4" Alum Light Anthracite	ea.	\$ 18.03
EDRO60HB	Rondec Out Corner 1/4" Alum Light Beige	ea.	\$ 6.05
EDRO60HG	Rondec Out Corner 1/4" Alum Light Grey	ea.	\$ 6.05
EDRO60MBW	Rondec Out Corner 1/4" Alum Mat Bright White	ea.	\$ 12.61
EDRO60MGS	Rondec Out Corner 1/4" Alum Matte Blk	ea.	\$ 12.61
EDRO60GM	Rondec Out Corner 1/4" Alum Metallic Gray	ea.	\$ 6.05
EVRO60TSG	Rondec Out Corner 1/4" Alum Pewter	ea.	\$ 18.03
EVRO60AMG	Rondec Out Corner 1/4" Alum Polish Brass	ea.	\$ 11.73
EVRO60ACG	Rondec Out Corner 1/4" Alum Polish Chrome	ea.	\$ 11.84
EVRO60AKG	Rondec Out Corner 1/4" Alum Polish Copper	ea.	\$ 11.73
EVRO60ATG	Rondec Out Corner 1/4" Alum Polish Nickel	ea.	\$ 11.84
EVRO60TSR	Rondec Out Corner 1/4" Alum Rustic Brown	ea.	\$ 18.03
EDRO60SP	Rondec Out Corner 1/4" Alum Sand Pebble	ea.	\$ 6.05
EVRO60AE	Rondec Out Corner 1/4" Alum Satin	ea.	\$ 10.15
EVRO60AM	Rondec Out Corner 1/4" Alum Satin Brass	ea.	\$ 10.70
EVRO60AK	Rondec Out Corner 1/4" Alum Satin Copper	ea.	\$ 10.70
EVRO60AT	Rondec Out Corner 1/4" Alum Satin Nickel	ea.	\$ 10.70
EVRO60TSSG	Rondec Out Corner 1/4" Alum Stone Grey	ea.	\$ 18.03
EDRO60E	Rondec Out Corner 1/4" Alum W/ Stn Steel Look	ea.	\$ 10.07
EDRO60W	Rondec Out Corner 1/4" Alum White	ea.	\$ 6.05
EVRO60EB	Rondec Out Corner 1/4" Brush Stn Steel	ea.	\$ 50.02
EPRO60BH	Rondec Out Corner 1/4" Pvc Bahama	ea.	\$ 3.44
EPRO60GS	Rondec Out Corner 1/4" Pvc Black	ea.	\$ 3.44
EPRO60BW	Rondec Out Corner 1/4" Pvc Bright White	ea.	\$ 3.44
EPRO60PG	Rondec Out Corner 1/4" Pvc Classic Grey	ea.	\$ 3.44
EPRO60G	Rondec Out Corner 1/4" Pvc Grey	ea.	\$ 3.44
EPRO60HB	Rondec Out Corner 1/4" Pvc Light Beige	ea.	\$ 3.44
EPRO60HG	Rondec Out Corner 1/4" Pvc Light Grey	ea.	\$ 3.44
EPRO60SP	Rondec Out Corner 1/4" Pvc Sand Pebble	ea.	\$ 3.44
EPRO60W	Rondec Out Corner 1/4" Pvc White	ea.	\$ 3.44
EVRO60E	Rondec Out Corner 1/4" Stn Steel	ea.	\$ 44.54
EVRO60EV4A	Rondec Out Corner 1/4" Stn Steel V4A	ea.	\$ 55.91
EVRO90EB	Rondec Out Corner 11/32" Brush Stn Steel	ea.	\$ 50.02
EVRO90E	Rondec Out Corner 11/32" Stn Steel	ea.	\$ 49.29
EVRO45E	Rondec Out Corner 3/16" Stn Steel	ea.	\$ 44.63
EVRO100ABGB	Rondec Out Corner 3/8" Alum Antq Bronze	ea.	\$ 19.68
EDRO100BH	Rondec Out Corner 3/8" Alum Bahama	ea.	\$ 6.05
EVRO100TSB	Rondec Out Corner 3/8" Alum Beige	ea.	\$ 18.03
EDRO100GS	Rondec Out Corner 3/8" Alum Black	ea.	\$ 6.05
EDRO100SB	Rondec Out Corner 3/8" Alum Black Brown	ea.	\$ 6.05
EVRO100AGSG	Rondec Out Corner 3/8" Alum Bright Black	ea.	\$ 12.31
EDRO100BW	Rondec Out Corner 3/8" Alum Bright White	ea.	\$ 6.05
EVRO100TSOB	Rondec Out Corner 3/8" Alum Bronze	ea.	\$ 18.03
EVRO100AGSB	Rondec Out Corner 3/8" Alum Brush Black	ea.	\$ 19.87
EVRO100AMGB	Rondec Out Corner 3/8" Alum Brush Brass	ea.	\$ 20.23
EVRO100ACGB	Rondec Out Corner 3/8" Alum Brush Chrome	ea.	\$ 19.68
EVRO100AKGB	Rondec Out Corner 3/8" Alum Brush Copper	ea.	\$ 19.68
EVRO100ATGB	Rondec Out Corner 3/8" Alum Brush Nickel	ea.	\$ 19.32
EDRO100PG	Rondec Out Corner 3/8" Alum Classic Grey	ea.	\$ 6.05
EVRO100TSC	Rondec Out Corner 3/8" Alum Cream	ea.	\$ 18.03

SCHLUTER

<u>CODE</u>	<u>DESCRIPTION</u>	<u>UNIT -></u>	<u>PRICE</u>
EVRO100TSDA	Rondec Out Corner 3/8" Alum Dark Anthracite	ea.	\$ 18.03
EVRO100AGR	Rondec Out Corner 3/8" Alum Graphite	ea.	\$ 10.80
EVRO100TSBG	Rondec Out Corner 3/8" Alum Greige	ea.	\$ 18.03
EDRO100G	Rondec Out Corner 3/8" Alum Grey	ea.	\$ 6.05
EVRO100TSI	Rondec Out Corner 3/8" Alum Ivory	ea.	\$ 18.03
EVRO100TSLA	Rondec Out Corner 3/8" Alum Light Anthracite	ea.	\$ 18.03
EDRO100HB	Rondec Out Corner 3/8" Alum Light Beige	ea.	\$ 6.05
EDRO100HG	Rondec Out Corner 3/8" Alum Light Grey	ea.	\$ 6.05
EDRO100MBW	Rondec Out Corner 3/8" Alum Mat Bright White	ea.	\$ 12.61
EDRO100MGS	Rondec Out Corner 3/8" Alum Matte Blk	ea.	\$ 12.61
EDRO100GM	Rondec Out Corner 3/8" Alum Metallic Gray	ea.	\$ 6.05
EVRO100TSG	Rondec Out Corner 3/8" Alum Pewter	ea.	\$ 18.03
EVRO100AMG	Rondec Out Corner 3/8" Alum Polish Brass	ea.	\$ 11.73
EVRO100ACG	Rondec Out Corner 3/8" Alum Polish Chrome	ea.	\$ 11.84
EVRO100AKG	Rondec Out Corner 3/8" Alum Polish Copper	ea.	\$ 11.73
EVRO100ATG	Rondec Out Corner 3/8" Alum Polish Nickel	ea.	\$ 11.84
EVRO100TSR	Rondec Out Corner 3/8" Alum Rustic Brown	ea.	\$ 18.03
EDRO100SP	Rondec Out Corner 3/8" Alum Sand Pebble	ea.	\$ 6.05
EVRO100AE	Rondec Out Corner 3/8" Alum Satin	ea.	\$ 10.15
EVRO100AM	Rondec Out Corner 3/8" Alum Satin Brass	ea.	\$ 10.70
EVRO100AK	Rondec Out Corner 3/8" Alum Satin Copper	ea.	\$ 10.70
EVRO100AT	Rondec Out Corner 3/8" Alum Satin Nickel	ea.	\$ 10.70
EVRO100TSSG	Rondec Out Corner 3/8" Alum Stone Grey	ea.	\$ 18.03
EDRO100E	Rondec Out Corner 3/8" Alum W/ Stn Steel Look	ea.	\$ 10.07
EDRO100W	Rondec Out Corner 3/8" Alum White	ea.	\$ 6.05
EVRO100EB	Rondec Out Corner 3/8" Brush Stn Steel	ea.	\$ 54.43
EPRO100BH	Rondec Out Corner 3/8" Pvc Bahama	ea.	\$ 3.44
EPRO100GS	Rondec Out Corner 3/8" Pvc Black	ea.	\$ 3.44
EPRO100BW	Rondec Out Corner 3/8" Pvc Bright White	ea.	\$ 3.44
EPRO100PG	Rondec Out Corner 3/8" Pvc Classic Grey	ea.	\$ 3.44
EPRO100G	Rondec Out Corner 3/8" Pvc Grey	ea.	\$ 3.44
EPRO100HB	Rondec Out Corner 3/8" Pvc Light Beige	ea.	\$ 3.44
EPRO100HG	Rondec Out Corner 3/8" Pvc Light Grey	ea.	\$ 3.44
EPRO100SP	Rondec Out Corner 3/8" Pvc Sand Pebble	ea.	\$ 3.44
EPRO100W	Rondec Out Corner 3/8" Pvc White	ea.	\$ 3.44
EVRO100E	Rondec Out Corner 3/8" Stn Steel	ea.	\$ 51.38
EVRO100EV4A	Rondec Out Corner 3/8" Stn Steel V4A	ea.	\$ 58.52
EVRO80ABGB	Rondec Out Corner 5/16" Alum Antq Bronze	ea.	\$ 19.68
EDRO80BH	Rondec Out Corner 5/16" Alum Bahama	ea.	\$ 6.05
EVRO80TSB	Rondec Out Corner 5/16" Alum Beige	ea.	\$ 18.03
EDRO80GS	Rondec Out Corner 5/16" Alum Black	ea.	\$ 6.05
EDRO80SB	Rondec Out Corner 5/16" Alum Black Brown	ea.	\$ 6.05
EVRO80AGSG	Rondec Out Corner 5/16" Alum Bright Black	ea.	\$ 12.31
EDRO80BW	Rondec Out Corner 5/16" Alum Bright White	ea.	\$ 6.05
EVRO80TSOB	Rondec Out Corner 5/16" Alum Bronze	ea.	\$ 18.03
EVRO80AGSB	Rondec Out Corner 5/16" Alum Brush Black	ea.	\$ 19.87
EVRO80AMGB	Rondec Out Corner 5/16" Alum Brush Brass	ea.	\$ 20.23
EVRO80ACGB	Rondec Out Corner 5/16" Alum Brush Chrome	ea.	\$ 19.68
EVRO80AKGB	Rondec Out Corner 5/16" Alum Brush Copper	ea.	\$ 19.68
EVRO80ATGB	Rondec Out Corner 5/16" Alum Brush Nickel	ea.	\$ 19.32
EDRO80PG	Rondec Out Corner 5/16" Alum Classic Grey	ea.	\$ 6.05
EVRO80TSC	Rondec Out Corner 5/16" Alum Cream	ea.	\$ 18.03
EVRO80TSDA	Rondec Out Corner 5/16" Alum Dark Anthracite	ea.	\$ 18.03
EVRO80AGR	Rondec Out Corner 5/16" Alum Graphite	ea.	\$ 10.80
EVRO80TSBG	Rondec Out Corner 5/16" Alum Greige	ea.	\$ 18.03
EDRO80G	Rondec Out Corner 5/16" Alum Grey	ea.	\$ 6.05
EVRO80TSI	Rondec Out Corner 5/16" Alum Ivory	ea.	\$ 18.03
EVRO80TSLA	Rondec Out Corner 5/16" Alum Light Anthracite	ea.	\$ 18.03
EDRO80HB	Rondec Out Corner 5/16" Alum Light Beige	ea.	\$ 6.05
EDRO80HG	Rondec Out Corner 5/16" Alum Light Grey	ea.	\$ 6.05
EDRO80MBW	Rondec Out Corner 5/16" Alum Mat Bright White	ea.	\$ 12.61
EDRO80MGS	Rondec Out Corner 5/16" Alum Matte Blk	ea.	\$ 12.61
EDRO80GM	Rondec Out Corner 5/16" Alum Metallic Gray	ea.	\$ 6.05
EVRO80TSG	Rondec Out Corner 5/16" Alum Pewter	ea.	\$ 18.03

SCHLUTER

<u>CODE</u>	<u>DESCRIPTION</u>	<u>UNIT -></u>	<u>PRICE</u>
EVRO80AMG	Rondec Out Corner 5/16" Alum Polish Brass	ea.	\$ 11.73
EVRO80ACG	Rondec Out Corner 5/16" Alum Polish Chrome	ea.	\$ 11.84
EVRO80AKG	Rondec Out Corner 5/16" Alum Polish Copper	ea.	\$ 11.73
EVRO80ATG	Rondec Out Corner 5/16" Alum Polish Nickel	ea.	\$ 11.84
EVRO80TSR	Rondec Out Corner 5/16" Alum Rustic Brown	ea.	\$ 18.03
EDRO80SP	Rondec Out Corner 5/16" Alum Sand Pebble	ea.	\$ 6.05
EVRO80AE	Rondec Out Corner 5/16" Alum Satin	ea.	\$ 10.15
EVRO80AM	Rondec Out Corner 5/16" Alum Satin Brass	ea.	\$ 10.70
EVRO80AK	Rondec Out Corner 5/16" Alum Satin Copper	ea.	\$ 10.70
EVRO80AT	Rondec Out Corner 5/16" Alum Satin Nickel	ea.	\$ 10.70
EVRO80TSSG	Rondec Out Corner 5/16" Alum Stone Grey	ea.	\$ 18.03
EDRO80E	Rondec Out Corner 5/16" Alum W/ Stn Steel Look	ea.	\$ 10.07
EDRO80W	Rondec Out Corner 5/16" Alum White	ea.	\$ 6.05
EVRO80EB	Rondec Out Corner 5/16" Brush Stn Steel	ea.	\$ 50.02
EPRO80BH	Rondec Out Corner 5/16" Pvc Bahama	ea.	\$ 3.44
EPRO80GS	Rondec Out Corner 5/16" Pvc Black	ea.	\$ 3.44
EPRO80BW	Rondec Out Corner 5/16" Pvc Bright White	ea.	\$ 3.44
EPRO80PG	Rondec Out Corner 5/16" Pvc Classic Grey	ea.	\$ 3.44
EPRO80G	Rondec Out Corner 5/16" Pvc Grey	ea.	\$ 3.44
EPRO80HB	Rondec Out Corner 5/16" Pvc Light Beige	ea.	\$ 3.44
EPRO80HG	Rondec Out Corner 5/16" Pvc Light Grey	ea.	\$ 3.44
EPRO80SP	Rondec Out Corner 5/16" Pvc Sand Pebble	ea.	\$ 3.44
EPRO80W	Rondec Out Corner 5/16" Pvc White	ea.	\$ 3.44
EVRO80E	Rondec Out Corner 5/16" Stn Steel	ea.	\$ 45.77
EVRO80EV4A	Rondec Out Corner 5/16" Stn Steel V4A	ea.	\$ 58.52
EVRO110TSB	Rondec Out Corner 7/16" Alum Beige	ea.	\$ 18.03
EVRO110TSOB	Rondec Out Corner 7/16" Alum Bronze	ea.	\$ 18.03
EVRO110TSC	Rondec Out Corner 7/16" Alum Cream	ea.	\$ 18.03
EVRO110TSDA	Rondec Out Corner 7/16" Alum Dark Anthracite	ea.	\$ 18.03
EVRO110TSBG	Rondec Out Corner 7/16" Alum Greige	ea.	\$ 18.03
EVRO110TSI	Rondec Out Corner 7/16" Alum Ivory	ea.	\$ 18.03
EVRO110TSLA	Rondec Out Corner 7/16" Alum Light Anthracite	ea.	\$ 18.03
EDRO110MBW	Rondec Out Corner 7/16" Alum Mat Bright White	ea.	\$ 12.61
EDRO110MGS	Rondec Out Corner 7/16" Alum Matte Blk	ea.	\$ 12.61
EVRO110TSG	Rondec Out Corner 7/16" Alum Pewter	ea.	\$ 18.03
EVRO110TSR	Rondec Out Corner 7/16" Alum Rustic Brown	ea.	\$ 18.03
EVRO110TSSG	Rondec Out Corner 7/16" Alum Stone Grey	ea.	\$ 18.03
EVRO110EB	Rondec Out Corner 7/16" Brush Stn Steel	ea.	\$ 54.43
EPRO110BH	Rondec Out Corner 7/16" Pvc Bahama	ea.	\$ 3.44
EPRO110GS	Rondec Out Corner 7/16" Pvc Black	ea.	\$ 3.44
EPRO110PG	Rondec Out Corner 7/16" Pvc Classic Grey	ea.	\$ 3.44
EPRO110G	Rondec Out Corner 7/16" Pvc Grey	ea.	\$ 3.44
EPRO110HB	Rondec Out Corner 7/16" Pvc Light Beige	ea.	\$ 3.44
EPRO110HG	Rondec Out Corner 7/16" Pvc Light Grey	ea.	\$ 3.44
EPRO110SP	Rondec Out Corner 7/16" Pvc Sand Pbl	ea.	\$ 3.44
EPRO110W	Rondec Out Corner 7/16" Pvc White	ea.	\$ 3.44
EVRO110E	Rondec Out Corner 7/16" Stn Steel	ea.	\$ 52.80
EVRO150EB	Rondec Out Corner 9/16" Brush Stn Steel	ea.	\$ 57.38
EVRO150E	Rondec Out Corner 9/16" Stn Steel	ea.	\$ 54.47
EVRO70EB	Rondec Out Corner 9/32" Brush Stn Steel	ea.	\$ 50.02
EVRO70E	Rondec Out Corner 9/32" Stn Steel	ea.	\$ 45.77
EPRO110BW	Rondec Out Crn 3/8" Pvc Brt Wht	ea.	\$ 3.44
VRO125	Rondec/Quadec Connector 1/2" For Alum Profiles	ea.	\$ 2.77
VRO125E	Rondec/Quadec Connector 1/2" Stn Steel	ea.	\$ 6.58
VRO60E	Rondec/Quadec Connector 1/4" Stn Steel	ea.	\$ 6.58
VRO100	Rondec/Quadec Connector 3/8" For Alum Profiles	ea.	\$ 2.77
VRO100E	Rondec/Quadec Connector 3/8" Stn Steel	ea.	\$ 6.58
VRO80	Rondec/Quadec Connector 5/16" For Alum Profiles	ea.	\$ 2.77
VRO80E	Rondec/Quadec Connector 5/16" Stn Steel	ea.	\$ 6.58
VRO110	Rondec/Quadec Connector 7/16" For Alum Profiles	ea.	\$ 2.77
VRO110E	Rondec/Quadec Connector 7/16" Stn Steel	ea.	\$ 6.58
RC125TSB39	Rondec-Ct Counter Trim 1/2" Alum Beige	ea.	\$ 98.82
RC125TSOB39	Rondec-Ct Counter Trim 1/2" Alum Bronze	ea.	\$ 98.82
RC125AMGB39	Rondec-Ct Counter Trim 1/2" Alum Brush Brass	ea.	\$ 68.48

SCHLUTER

<u>CODE</u>	<u>DESCRIPTION</u>	<u>UNIT -></u>	<u>PRICE</u>
RC125ACGB39	Rondec-Ct Counter Trim 1/2" Alum Brush Chrome	ea.	\$ 68.48
RC125AKGB39	Rondec-Ct Counter Trim 1/2" Alum Brush Copper	ea.	\$ 70.80
RC125ATGB39	Rondec-Ct Counter Trim 1/2" Alum Brush Nickel	ea.	\$ 70.80
RC125TSG39	Rondec-Ct Counter Trim 1/2" Alum Pewter	ea.	\$ 98.82
RC125AE39	Rondec-Ct Counter Trim 1/2" Alum Satin	ea.	\$ 61.61
RC125AM39	Rondec-Ct Counter Trim 1/2" Alum Satin Brass	ea.	\$ 63.90
RC125AK39	Rondec-Ct Counter Trim 1/2" Alum Satin Copper	ea.	\$ 67.58
RC125AT39	Rondec-Ct Counter Trim 1/2" Alum Satin Nickel	ea.	\$ 67.58
RC100TSB39	Rondec-Ct Counter Trim 3/8" Alum Beige	ea.	\$ 96.47
RC100TSOB39	Rondec-Ct Counter Trim 3/8" Alum Bronze	ea.	\$ 96.47
RC100AMGB39	Rondec-Ct Counter Trim 3/8" Alum Brush Brass	ea.	\$ 66.18
RC100ACGB39	Rondec-Ct Counter Trim 3/8" Alum Brush Chrome	ea.	\$ 66.18
RC100AKGB39	Rondec-Ct Counter Trim 3/8" Alum Brush Copper	ea.	\$ 70.25
RC100ATGB39	Rondec-Ct Counter Trim 3/8" Alum Brush Nickel	ea.	\$ 70.25
RC100TSG39	Rondec-Ct Counter Trim 3/8" Alum Pewter	ea.	\$ 96.47
RC100AE39	Rondec-Ct Counter Trim 3/8" Alum Satin	ea.	\$ 58.94
RC100AM39	Rondec-Ct Counter Trim 3/8" Alum Satin Brass	ea.	\$ 61.20
RC100AK39	Rondec-Ct Counter Trim 3/8" Alum Satin Copper	ea.	\$ 64.87
RC100AT39	Rondec-Ct Counter Trim 3/8" Alum Satin Nickel	ea.	\$ 64.87
RC80TSB39	Rondec-Ct Counter Trim 5/16" Alum Beige	ea.	\$ 91.52
RC80TSOB39	Rondec-Ct Counter Trim 5/16" Alum Bronze	ea.	\$ 91.52
RC80AMGB39	Rondec-Ct Counter Trim 5/16" Alum Brush Brass	ea.	\$ 65.80
RC80ACGB39	Rondec-Ct Counter Trim 5/16" Alum Brush Chrome	ea.	\$ 65.80
RC80AKGB39	Rondec-Ct Counter Trim 5/16" Alum Brush Copper	ea.	\$ 68.96
RC80ATGB39	Rondec-Ct Counter Trim 5/16" Alum Brush Nickel	ea.	\$ 68.96
RC80TSG39	Rondec-Ct Counter Trim 5/16" Alum Pewter	ea.	\$ 91.52
RC80AE39	Rondec-Ct Counter Trim 5/16" Alum Satin	ea.	\$ 57.94
RC80AM39	Rondec-Ct Counter Trim 5/16" Alum Satin Brass	ea.	\$ 59.76
RC80AK39	Rondec-Ct Counter Trim 5/16" Alum Satin Copper	ea.	\$ 63.44
RC80AT39	Rondec-Ct Counter Trim 5/16" Alum Satin Nickel	ea.	\$ 63.44
I135RC125TSB39	Rondec-Ct In Corner 135° 1/2" Alum Beige	ea.	\$ 39.05
I135RC125TSOB39	Rondec-Ct In Corner 135° 1/2" Alum Bronze	ea.	\$ 39.05
I135RC125AMGB39	Rondec-Ct In Corner 135° 1/2" Alum Brush Brass	ea.	\$ 35.00
I135RC125ACGB39	Rondec-Ct In Corner 135° 1/2" Alum Brush Chrome	ea.	\$ 35.00
I135RC125AKGB39	Rondec-Ct In Corner 135° 1/2" Alum Brush Copper	ea.	\$ 35.00
I135RC125ATGB39	Rondec-Ct In Corner 135° 1/2" Alum Brush Nickel	ea.	\$ 35.00
I135RC125TSG39	Rondec-Ct In Corner 135° 1/2" Alum Pewter	ea.	\$ 39.05
I135RC125AE39	Rondec-Ct In Corner 135° 1/2" Alum Satin	ea.	\$ 30.36
I135RC125AM39	Rondec-Ct In Corner 135° 1/2" Alum Satin Brass	ea.	\$ 30.36
I135RC125AK39	Rondec-Ct In Corner 135° 1/2" Alum Satin Copper	ea.	\$ 30.36
I135RC125AT39	Rondec-Ct In Corner 135° 1/2" Alum Satin Nickel	ea.	\$ 30.36
I135RC100TSB39	Rondec-Ct In Corner 135° 3/8" Alum Beige	ea.	\$ 39.05
I135RC100TSOB39	Rondec-Ct In Corner 135° 3/8" Alum Bronze	ea.	\$ 39.05
I135RC100AMGB39	Rondec-Ct In Corner 135° 3/8" Alum Brush Brass	ea.	\$ 35.00
I135RC100ACGB39	Rondec-Ct In Corner 135° 3/8" Alum Brush Chrome	ea.	\$ 35.00
I135RC100AKGB39	Rondec-Ct In Corner 135° 3/8" Alum Brush Copper	ea.	\$ 35.00
I135RC100ATGB39	Rondec-Ct In Corner 135° 3/8" Alum Brush Nickel	ea.	\$ 35.00
I135RC100TSG39	Rondec-Ct In Corner 135° 3/8" Alum Pewter	ea.	\$ 39.05
I135RC100AE39	Rondec-Ct In Corner 135° 3/8" Alum Satin	ea.	\$ 30.36
I135RC100AM39	Rondec-Ct In Corner 135° 3/8" Alum Satin Brass	ea.	\$ 30.36
I135RC100AK39	Rondec-Ct In Corner 135° 3/8" Alum Satin Copper	ea.	\$ 30.36
I135RC100AT39	Rondec-Ct In Corner 135° 3/8" Alum Satin Nickel	ea.	\$ 30.36
I135RC80TSB39	Rondec-Ct In Corner 135° 5/16" Alum Beige	ea.	\$ 39.05
I135RC80TSOB39	Rondec-Ct In Corner 135° 5/16" Alum Bronze	ea.	\$ 39.05
I135RC80AMGB39	Rondec-Ct In Corner 135° 5/16" Alum Brush Brass	ea.	\$ 35.00
I135RC80ACGB39	Rondec-Ct In Corner 135° 5/16" Alum Brush Chrome	ea.	\$ 35.00
I135RC80AKGB39	Rondec-Ct In Corner 135° 5/16" Alum Brush Copper	ea.	\$ 35.00
I135RC80ATGB39	Rondec-Ct In Corner 135° 5/16" Alum Brush Nickel	ea.	\$ 35.00
I135RC80TSG39	Rondec-Ct In Corner 135° 5/16" Alum Pewter	ea.	\$ 39.05
I135RC80AE39	Rondec-Ct In Corner 135° 5/16" Alum Satin	ea.	\$ 30.36
I135RC80AM39	Rondec-Ct In Corner 135° 5/16" Alum Satin Brass	ea.	\$ 30.36
I135RC80AK39	Rondec-Ct In Corner 135° 5/16" Alum Satin Copper	ea.	\$ 30.36
I135RC80AT39	Rondec-Ct In Corner 135° 5/16" Alum Satin Nickel	ea.	\$ 30.36
I90RC125TSB39	Rondec-Ct In Corner 90° 1/2" Alum Beige	ea.	\$ 39.05

SCHLUTER

CODE	DESCRIPTION	UNIT ->	PRICE
I90RC125TSOB39	Rondec-Ct In Corner 90° 1/2" Alum Bronze	ea.	\$ 39.05
I90RC125AMGB39	Rondec-Ct In Corner 90° 1/2" Alum Brush Brass	ea.	\$ 35.00
I90RC125ACGB39	Rondec-Ct In Corner 90° 1/2" Alum Brush Chrome	ea.	\$ 35.00
I90RC125AKGB39	Rondec-Ct In Corner 90° 1/2" Alum Brush Copper	ea.	\$ 35.00
I90RC125ATGB39	Rondec-Ct In Corner 90° 1/2" Alum Brush Nickel	ea.	\$ 35.00
I90RC125TSG39	Rondec-Ct In Corner 90° 1/2" Alum Pewter	ea.	\$ 39.05
I90RC125AE39	Rondec-Ct In Corner 90° 1/2" Alum Satin	ea.	\$ 30.36
I90RC125AM39	Rondec-Ct In Corner 90° 1/2" Alum Satin Brass	ea.	\$ 30.36
I90RC125AK39	Rondec-Ct In Corner 90° 1/2" Alum Satin Copper	ea.	\$ 30.36
I90RC125AT39	Rondec-Ct In Corner 90° 1/2" Alum Satin Nickel	ea.	\$ 30.36
I90RC100TSB39	Rondec-Ct In Corner 90° 3/8" Alum Beige	ea.	\$ 39.05
I90RC100TSOB39	Rondec-Ct In Corner 90° 3/8" Alum Bronze	ea.	\$ 39.05
I90RC100AMGB39	Rondec-Ct In Corner 90° 3/8" Alum Brush Brass	ea.	\$ 35.00
I90RC100ACGB39	Rondec-Ct In Corner 90° 3/8" Alum Brush Chrome	ea.	\$ 35.00
I90RC100AKGB39	Rondec-Ct In Corner 90° 3/8" Alum Brush Copper	ea.	\$ 35.00
I90RC100ATGB39	Rondec-Ct In Corner 90° 3/8" Alum Brush Nickel	ea.	\$ 35.00
I90RC100TSG39	Rondec-Ct In Corner 90° 3/8" Alum Pewter	ea.	\$ 39.05
I90RC100AE39	Rondec-Ct In Corner 90° 3/8" Alum Satin	ea.	\$ 30.36
I90RC100AM39	Rondec-Ct In Corner 90° 3/8" Alum Satin Brass	ea.	\$ 30.36
I90RC100AK39	Rondec-Ct In Corner 90° 3/8" Alum Satin Copper	ea.	\$ 30.36
I90RC100AT39	Rondec-Ct In Corner 90° 3/8" Alum Satin Nickel	ea.	\$ 30.36
I90RC80TSB39	Rondec-Ct In Corner 90° 5/16" Alum Beige	ea.	\$ 39.05
I90RC80TSOB39	Rondec-Ct In Corner 90° 5/16" Alum Bronze	ea.	\$ 39.05
I90RC80AMGB39	Rondec-Ct In Corner 90° 5/16" Alum Brush Brass	ea.	\$ 35.00
I90RC80ACGB39	Rondec-Ct In Corner 90° 5/16" Alum Brush Copper	ea.	\$ 35.00
I90RC80AKGB39	Rondec-Ct In Corner 90° 5/16" Alum Brush Copper	ea.	\$ 35.00
I90RC80ATGB39	Rondec-Ct In Corner 90° 5/16" Alum Brush Nickel	ea.	\$ 35.00
I90RC80TSG39	Rondec-Ct In Corner 90° 5/16" Alum Pewter	ea.	\$ 39.05
I90RC80AE39	Rondec-Ct In Corner 90° 5/16" Alum Satin	ea.	\$ 30.36
I90RC80AM39	Rondec-Ct In Corner 90° 5/16" Alum Satin Brass	ea.	\$ 30.36
I90RC80AK39	Rondec-Ct In Corner 90° 5/16" Alum Satin Copper	ea.	\$ 30.36
I90RC80AT39	Rondec-Ct In Corner 90° 5/16" Alum Satin Nickel	ea.	\$ 30.36
E135RC125TSB39	Rondec-Ct Out Corner 135° 1/2" Alum Beige	ea.	\$ 39.05
E135RC125TSOB39	Rondec-Ct Out Corner 135° 1/2" Alum Bronze	ea.	\$ 39.05
E135RC125AMGB39	Rondec-Ct Out Corner 135° 1/2" Alum Brush Brass	ea.	\$ 35.00
E135RC125ACGB39	Rondec-Ct Out Corner 135° 1/2" Alum Brush Chrome	ea.	\$ 35.00
E135RC125AKGB39	Rondec-Ct Out Corner 135° 1/2" Alum Brush Copper	ea.	\$ 35.00
E135RC125ATGB39	Rondec-Ct Out Corner 135° 1/2" Alum Brush Nickel	ea.	\$ 35.00
E135RC125TSG39	Rondec-Ct Out Corner 135° 1/2" Alum Pewter	ea.	\$ 39.05
E135RC125AE39	Rondec-Ct Out Corner 135° 1/2" Alum Satin	ea.	\$ 30.36
E135RC125AM39	Rondec-Ct Out Corner 135° 1/2" Alum Satin Brass	ea.	\$ 30.36
E135RC125AK39	Rondec-Ct Out Corner 135° 1/2" Alum Satin Copper	ea.	\$ 30.36
E135RC125AT39	Rondec-Ct Out Corner 135° 1/2" Alum Satin Nickel	ea.	\$ 30.36
E135RC100TSB39	Rondec-Ct Out Corner 135° 3/8" Alum Beige	ea.	\$ 39.05
E135RC100TSOB39	Rondec-Ct Out Corner 135° 3/8" Alum Bronze	ea.	\$ 39.05
E135RC100AMGB39	Rondec-Ct Out Corner 135° 3/8" Alum Brush Brass	ea.	\$ 35.00
E135RC100ACGB39	Rondec-Ct Out Corner 135° 3/8" Alum Brush Chrome	ea.	\$ 35.00
E135RC100AKGB39	Rondec-Ct Out Corner 135° 3/8" Alum Brush Copper	ea.	\$ 35.00
E135RC100ATGB39	Rondec-Ct Out Corner 135° 3/8" Alum Brush Nickel	ea.	\$ 35.00
E135RC100TSG39	Rondec-Ct Out Corner 135° 3/8" Alum Pewter	ea.	\$ 39.05
E135RC100AE39	Rondec-Ct Out Corner 135° 3/8" Alum Satin	ea.	\$ 30.36
E135RC100AM39	Rondec-Ct Out Corner 135° 3/8" Alum Satin Brass	ea.	\$ 30.36
E135RC100AK39	Rondec-Ct Out Corner 135° 3/8" Alum Satin Copper	ea.	\$ 30.36
E135RC100AT39	Rondec-Ct Out Corner 135° 3/8" Alum Satin Nickel	ea.	\$ 30.36
E135RC80TSB39	Rondec-Ct Out Corner 135° 5/16" Alum Beige	ea.	\$ 39.05
E135RC80TSOB39	Rondec-Ct Out Corner 135° 5/16" Alum Bronze	ea.	\$ 39.05
E135RC80AMGB39	Rondec-Ct Out Corner 135° 5/16" Alum Brush Brass	ea.	\$ 35.00
E135RC80ACGB39	Rondec-Ct Out Corner 135° 5/16" Alum Brush Chrome	ea.	\$ 35.00
E135RC80AKGB39	Rondec-Ct Out Corner 135° 5/16" Alum Brush Copper	ea.	\$ 35.00
E135RC80ATGB39	Rondec-Ct Out Corner 135° 5/16" Alum Brush Nickel	ea.	\$ 35.00
E135RC80TSG39	Rondec-Ct Out Corner 135° 5/16" Alum Pewter	ea.	\$ 39.05
E135RC80AE39	Rondec-Ct Out Corner 135° 5/16" Alum Satin	ea.	\$ 30.36
E135RC80AM39	Rondec-Ct Out Corner 135° 5/16" Alum Satin Brass	ea.	\$ 30.36
E135RC80AK39	Rondec-Ct Out Corner 135° 5/16" Alum Satin Copper	ea.	\$ 30.36

SCHLUTER

<u>CODE</u>	<u>DESCRIPTION</u>	<u>UNIT -></u>	<u>PRICE</u>
E135RC80AT39	Rondec-Ct Out Corner 135° 5/16" Alum Satin Nickel	ea.	\$ 30.36
E90RC125TSB39	Rondec-Ct Out Corner 90° 1/2" Alum Beige	ea.	\$ 39.05
E90RC125TSOB39	Rondec-Ct Out Corner 90° 1/2" Alum Bronze	ea.	\$ 39.05
E90RC125AMGB39	Rondec-Ct Out Corner 90° 1/2" Alum Brush Brass	ea.	\$ 35.00
E90RC125ACGB39	Rondec-Ct Out Corner 90° 1/2" Alum Brush Chrome	ea.	\$ 35.00
E90RC125AKGB39	Rondec-Ct Out Corner 90° 1/2" Alum Brush Copper	ea.	\$ 35.00
E90RC125ATGB39	Rondec-Ct Out Corner 90° 1/2" Alum Brush Nickel	ea.	\$ 35.00
E90RC125TSG39	Rondec-Ct Out Corner 90° 1/2" Alum Pewter	ea.	\$ 39.05
E90RC125AE39	Rondec-Ct Out Corner 90° 1/2" Alum Satin	ea.	\$ 30.36
E90RC125AM39	Rondec-Ct Out Corner 90° 1/2" Alum Satin Brass	ea.	\$ 30.36
E90RC125AK39	Rondec-Ct Out Corner 90° 1/2" Alum Satin Copper	ea.	\$ 30.36
E90RC125AT39	Rondec-Ct Out Corner 90° 1/2" Alum Satin Nickel	ea.	\$ 30.36
E90RC100TSB39	Rondec-Ct Out Corner 90° 3/8" Alum Beige	ea.	\$ 39.05
E90RC100TSOB39	Rondec-Ct Out Corner 90° 3/8" Alum Bronze	ea.	\$ 39.05
E90RC100AMGB39	Rondec-Ct Out Corner 90° 3/8" Alum Brush Brass	ea.	\$ 35.00
E90RC100ACGB39	Rondec-Ct Out Corner 90° 3/8" Alum Brush Chrome	ea.	\$ 35.00
E90RC100AKGB39	Rondec-Ct Out Corner 90° 3/8" Alum Brush Copper	ea.	\$ 35.00
E90RC100ATGB39	Rondec-Ct Out Corner 90° 3/8" Alum Brush Nickel	ea.	\$ 35.00
E90RC100TSG39	Rondec-Ct Out Corner 90° 3/8" Alum Pewter	ea.	\$ 39.05
E90RC100AE39	Rondec-Ct Out Corner 90° 3/8" Alum Satin	ea.	\$ 30.36
E90RC100AM39	Rondec-Ct Out Corner 90° 3/8" Alum Satin Brass	ea.	\$ 30.36
E90RC100AK39	Rondec-Ct Out Corner 90° 3/8" Alum Satin Copper	ea.	\$ 30.36
E90RC100AT39	Rondec-Ct Out Corner 90° 3/8" Alum Satin Nickel	ea.	\$ 30.36
E90RC80TSB39	Rondec-Ct Out Corner 90° 5/16" Alum Beige	ea.	\$ 39.05
E90RC80TSOB39	Rondec-Ct Out Corner 90° 5/16" Alum Bronze	ea.	\$ 39.05
E90RC80AMGB39	Rondec-Ct Out Corner 90° 5/16" Alum Brush Brass	ea.	\$ 35.00
E90RC80ACGB39	Rondec-Ct Out Corner 90° 5/16" Alum Brush Chrome	ea.	\$ 35.00
E90RC80AKGB39	Rondec-Ct Out Corner 90° 5/16" Alum Brush Copper	ea.	\$ 35.00
E90RC80ATGB39	Rondec-Ct Out Corner 90° 5/16" Alum Brush Nickel	ea.	\$ 35.00
E90RC80TSG39	Rondec-Ct Out Corner 90° 5/16" Alum Pewter	ea.	\$ 39.05
E90RC80AE39	Rondec-Ct Out Corner 90° 5/16" Alum Satin	ea.	\$ 30.36
E90RC80AM39	Rondec-Ct Out Corner 90° 5/16" Alum Satin Brass	ea.	\$ 30.36
E90RC80AK39	Rondec-Ct Out Corner 90° 5/16" Alum Satin Copper	ea.	\$ 30.36
E90RC80AT39	Rondec-Ct Out Corner 90° 5/16" Alum Satin Nickel	ea.	\$ 30.36
DB14AE	Rondec-Db Deco Trim 17/32" Alum Satin	ea.	\$ 43.14
DB14AE300	Rondec-Db Deco Trim 17/32" Alum Satin 10'	ea.	\$ 53.92
DB14AM	Rondec-Db Deco Trim 17/32" Alum Satin Brass	ea.	\$ 43.14
DB14AK	Rondec-Db Deco Trim 17/32" Alum Satin Copper	ea.	\$ 45.37
EVDB14AE	Rondec-Db Out Corner Alum Satin	ea.	\$ 16.03
I135RS125ABGB39	Rondec-Step-39 In Crn 135° 1/2" Alum Antq Bronze	ea.	\$ 29.00
I135RS125AMGB39	Rondec-Step-39 In Crn 135° 1/2" Alum Brush Brass	ea.	\$ 29.00
I135RS125ACGB39	Rondec-Step-39 In Crn 135° 1/2" Alum Brush Chrome	ea.	\$ 29.00
I135RS125AKGB39	Rondec-Step-39 In Crn 135° 1/2" Alum Brush Copper	ea.	\$ 29.00
I135RS125ATGB39	Rondec-Step-39 In Crn 135° 1/2" Alum Brush Nickel	ea.	\$ 29.00
I135RS125AE39	Rondec-Step-39 In Crn 135° 1/2" Alum Satin	ea.	\$ 26.89
I135RS125AK39	Rondec-Step-39 In Crn 135° 1/2" Alum Satin Copper	ea.	\$ 26.89
I135RS125AT39	Rondec-Step-39 In Crn 135° 1/2" Alum Satin Nickel	ea.	\$ 26.89
I135RS100ABGB39	Rondec-Step-39 In Crn 135° 3/8" Alum Antq Bronze	ea.	\$ 29.00
I135RS100AMGB39	Rondec-Step-39 In Crn 135° 3/8" Alum Brush Brass	ea.	\$ 29.00
I135RS100ACGB39	Rondec-Step-39 In Crn 135° 3/8" Alum Brush Chrome	ea.	\$ 29.00
I135RS100AKGB39	Rondec-Step-39 In Crn 135° 3/8" Alum Brush Copper	ea.	\$ 29.00
I135RS100ATGB39	Rondec-Step-39 In Crn 135° 3/8" Alum Brush Nickel	ea.	\$ 29.00
I135RS100AE39	Rondec-Step-39 In Crn 135° 3/8" Alum Satin	ea.	\$ 26.89
I135RS100AK39	Rondec-Step-39 In Crn 135° 3/8" Alum Satin Copper	ea.	\$ 26.89
I135RS100AT39	Rondec-Step-39 In Crn 135° 3/8" Alum Satin Nickel	ea.	\$ 26.89
I135RS80ABGB39	Rondec-Step-39 In Crn 135° 5/16" Alum Antq Bronze	ea.	\$ 29.00
I135RS80AKGB39	Rondec-Step-39 In Crn 135° 5/16" Alum Brs Copper	ea.	\$ 29.00
I135RS80AMGB39	Rondec-Step-39 In Crn 135° 5/16" Alum Brush Brass	ea.	\$ 29.00
I135RS80ACGB39	Rondec-Step-39 In Crn 135° 5/16" Alum Brush Chrome	ea.	\$ 29.00
I135RS80ATGB39	Rondec-Step-39 In Crn 135° 5/16" Alum Brush Nickel	ea.	\$ 29.00
I135RS80AK39	Rondec-Step-39 In Crn 135° 5/16" Alum Sat Copper	ea.	\$ 26.89
I135RS80AE39	Rondec-Step-39 In Crn 135° 5/16" Alum Satin	ea.	\$ 26.89
I135RS80AT39	Rondec-Step-39 In Crn 135° 5/16" Alum Satin Nickel	ea.	\$ 26.89
I90RS125ABGB39	Rondec-Step-39 In Crn 90° 1/2" Alum Antq Bronze	ea.	\$ 29.00

SCHLUTER

<u>CODE</u>	<u>DESCRIPTION</u>	<u>UNIT -></u>	<u>PRICE</u>
I90RS125AMGB39	Rondec-Step-39 In Crn 90° 1/2" Alum Brush Brass	ea.	\$ 29.00
I90RS125ACGB39	Rondec-Step-39 In Crn 90° 1/2" Alum Brush Chrome	ea.	\$ 29.00
I90RS125AKGB39	Rondec-Step-39 In Crn 90° 1/2" Alum Brush Copper	ea.	\$ 29.00
I90RS125ATGB39	Rondec-Step-39 In Crn 90° 1/2" Alum Brush Nickel	ea.	\$ 29.00
I90RS125AE39	Rondec-Step-39 In Crn 90° 1/2" Alum Satin	ea.	\$ 26.89
I90RS125AK39	Rondec-Step-39 In Crn 90° 1/2" Alum Satin Copper	ea.	\$ 26.89
I90RS125AT39	Rondec-Step-39 In Crn 90° 1/2" Alum Satin Nickel	ea.	\$ 26.89
I90RS100ABGB39	Rondec-Step-39 In Crn 90° 3/8" Alum Antq Bronze	ea.	\$ 29.00
I90RS100AMGB39	Rondec-Step-39 In Crn 90° 3/8" Alum Brush Brass	ea.	\$ 29.00
I90RS100ACGB39	Rondec-Step-39 In Crn 90° 3/8" Alum Brush Chrome	ea.	\$ 29.00
I90RS100AKGB39	Rondec-Step-39 In Crn 90° 3/8" Alum Brush Copper	ea.	\$ 29.00
I90RS100ATGB39	Rondec-Step-39 In Crn 90° 3/8" Alum Brush Nickel	ea.	\$ 29.00
I90RS100AE39	Rondec-Step-39 In Crn 90° 3/8" Alum Satin	ea.	\$ 26.89
I90RS100AK39	Rondec-Step-39 In Crn 90° 3/8" Alum Satin Copper	ea.	\$ 26.89
I90RS100AT39	Rondec-Step-39 In Crn 90° 3/8" Alum Satin Nickel	ea.	\$ 26.89
I90RS80ABGB39	Rondec-Step-39 In Crn 90° 5/16" Alum Antq Bronze	ea.	\$ 29.00
I90RS80AMGB39	Rondec-Step-39 In Crn 90° 5/16" Alum Brush Brass	ea.	\$ 29.00
I90RS80ACGB39	Rondec-Step-39 In Crn 90° 5/16" Alum Brush Chrome	ea.	\$ 29.00
I90RS80AKGB39	Rondec-Step-39 In Crn 90° 5/16" Alum Brush Copper	ea.	\$ 29.00
I90RS80ATGB39	Rondec-Step-39 In Crn 90° 5/16" Alum Brush Nickel	ea.	\$ 29.00
I90RS80AE39	Rondec-Step-39 In Crn 90° 5/16" Alum Satin	ea.	\$ 26.89
I90RS80AK39	Rondec-Step-39 In Crn 90° 5/16" Alum Satin Copper	ea.	\$ 26.89
I90RS80AT39	Rondec-Step-39 In Crn 90° 5/16" Alum Satin Nickel	ea.	\$ 26.89
E135RS125ABGB39	Rondec-Step-39 Out Crn 135° 1/2" Alum Antq Bronze	ea.	\$ 29.00
E135RS125AKGB39	Rondec-Step-39 Out Crn 135° 1/2" Alum Brs Copper	ea.	\$ 29.00
E135RS125AMGB39	Rondec-Step-39 Out Crn 135° 1/2" Alum Brush Brass	ea.	\$ 29.00
E135RS125ACGB39	Rondec-Step-39 Out Crn 135° 1/2" Alum Brush Chrome	ea.	\$ 29.00
E135RS125ATGB39	Rondec-Step-39 Out Crn 135° 1/2" Alum Brush Nickel	ea.	\$ 29.00
E135RS125AK39	Rondec-Step-39 Out Crn 135° 1/2" Alum Sat Copper	ea.	\$ 26.89
E135RS125AE39	Rondec-Step-39 Out Crn 135° 1/2" Alum Satin	ea.	\$ 26.89
E135RS125AT39	Rondec-Step-39 Out Crn 135° 1/2" Alum Satin Nickel	ea.	\$ 26.89
E135RS100ABGB39	Rondec-Step-39 Out Crn 135° 3/8" Alum Antq Bronze	ea.	\$ 29.00
E135RS100AKGB39	Rondec-Step-39 Out Crn 135° 3/8" Alum Brs Copper	ea.	\$ 29.00
E135RS100AMGB39	Rondec-Step-39 Out Crn 135° 3/8" Alum Brush Brass	ea.	\$ 29.00
E135RS100ACGB39	Rondec-Step-39 Out Crn 135° 3/8" Alum Brush Chrome	ea.	\$ 29.00
E135RS100ATGB39	Rondec-Step-39 Out Crn 135° 3/8" Alum Brush Nickel	ea.	\$ 29.00
E135RS100AK39	Rondec-Step-39 Out Crn 135° 3/8" Alum Sat Copper	ea.	\$ 26.89
E135RS100AE39	Rondec-Step-39 Out Crn 135° 3/8" Alum Satin	ea.	\$ 26.89
E135RS100AT39	Rondec-Step-39 Out Crn 135° 3/8" Alum Satin Nickel	ea.	\$ 26.89
E135RS80ABGB39	Rondec-Step-39 Out Crn 135° 5/16" Alum Antq Bronze	ea.	\$ 29.00
E135RS80ACGB39	Rondec-Step-39 Out Crn 135° 5/16" Alum Brs Chrome	ea.	\$ 29.00
E135RS80AKGB39	Rondec-Step-39 Out Crn 135° 5/16" Alum Brs Copper	ea.	\$ 29.00
E135RS80ATGB39	Rondec-Step-39 Out Crn 135° 5/16" Alum Brs Nickel	ea.	\$ 29.00
E135RS80AMGB39	Rondec-Step-39 Out Crn 135° 5/16" Alum Brush Brass	ea.	\$ 29.00
E135RS80AK39	Rondec-Step-39 Out Crn 135° 5/16" Alum Sat Copper	ea.	\$ 26.89
E135RS80AT39	Rondec-Step-39 Out Crn 135° 5/16" Alum Sat Nickel	ea.	\$ 26.89
E135RS80AE39	Rondec-Step-39 Out Crn 135° 5/16" Alum Satin	ea.	\$ 26.89
E90RS125ABGB39	Rondec-Step-39 Out Crn 90° 1/2" Alum Antq Bronze	ea.	\$ 29.00
E90RS125AMGB39	Rondec-Step-39 Out Crn 90° 1/2" Alum Brush Brass	ea.	\$ 29.00
E90RS125ACGB39	Rondec-Step-39 Out Crn 90° 1/2" Alum Brush Chrome	ea.	\$ 29.00
E90RS125AKGB39	Rondec-Step-39 Out Crn 90° 1/2" Alum Brush Copper	ea.	\$ 29.00
E90RS125ATGB39	Rondec-Step-39 Out Crn 90° 1/2" Alum Brush Nickel	ea.	\$ 29.00
E90RS125AE39	Rondec-Step-39 Out Crn 90° 1/2" Alum Satin	ea.	\$ 26.89
E90RS125AK39	Rondec-Step-39 Out Crn 90° 1/2" Alum Satin Copper	ea.	\$ 26.89
E90RS125AT39	Rondec-Step-39 Out Crn 90° 1/2" Alum Satin Nickel	ea.	\$ 26.89
E90RS100ABGB39	Rondec-Step-39 Out Crn 90° 3/8" Alum Antq Bronze	ea.	\$ 29.00
E90RS100AMGB39	Rondec-Step-39 Out Crn 90° 3/8" Alum Brush Brass	ea.	\$ 29.00
E90RS100ACGB39	Rondec-Step-39 Out Crn 90° 3/8" Alum Brush Chrome	ea.	\$ 29.00
E90RS100AKGB39	Rondec-Step-39 Out Crn 90° 3/8" Alum Brush Copper	ea.	\$ 29.00
E90RS100ATGB39	Rondec-Step-39 Out Crn 90° 3/8" Alum Brush Nickel	ea.	\$ 29.00
E90RS100AE39	Rondec-Step-39 Out Crn 90° 3/8" Alum Satin	ea.	\$ 26.89
E90RS100AK39	Rondec-Step-39 Out Crn 90° 3/8" Alum Satin Copper	ea.	\$ 26.89
E90RS100AT39	Rondec-Step-39 Out Crn 90° 3/8" Alum Satin Nickel	ea.	\$ 26.89
E90RS80ABGB39	Rondec-Step-39 Out Crn 90° 5/16" Alum Antq Bronze	ea.	\$ 29.00

SCHLUTER

<u>CODE</u>	<u>DESCRIPTION</u>	<u>UNIT -></u>	<u>PRICE</u>
E90RS80AKGB39	Rondec-Step-39 Out Crn 90° 5/16" Alum Brs Copper	ea.	\$ 29.00
E90RS80AMGB39	Rondec-Step-39 Out Crn 90° 5/16" Alum Brush Brass	ea.	\$ 29.00
E90RS80ACGB39	Rondec-Step-39 Out Crn 90° 5/16" Alum Brush Chrome	ea.	\$ 29.00
E90RS80ATGB39	Rondec-Step-39 Out Crn 90° 5/16" Alum Brush Nickel	ea.	\$ 29.00
E90RS80AK39	Rondec-Step-39 Out Crn 90° 5/16" Alum Sat Copper	ea.	\$ 26.89
E90RS80AE39	Rondec-Step-39 Out Crn 90° 5/16" Alum Satin	ea.	\$ 26.89
E90RS80AT39	Rondec-Step-39 Out Crn 90° 5/16" Alum Satin Nickel	ea.	\$ 26.89
RS125ABGB39	Rondec-Step-39 Profile 1/2" Alum Antq Bronze	ea.	\$ 73.01
RS125AMGB39	Rondec-Step-39 Profile 1/2" Alum Brush Brass	ea.	\$ 73.01
RS125ACGB39	Rondec-Step-39 Profile 1/2" Alum Brush Chrome	ea.	\$ 73.01
RS125AKGB39	Rondec-Step-39 Profile 1/2" Alum Brush Copper	ea.	\$ 73.01
RS125ATGB39	Rondec-Step-39 Profile 1/2" Alum Brush Nickel	ea.	\$ 73.01
RS125AE39	Rondec-Step-39 Profile 1/2" Alum Satin	ea.	\$ 57.79
RS125AK39	Rondec-Step-39 Profile 1/2" Alum Satin Copper	ea.	\$ 57.79
RS125AT39	Rondec-Step-39 Profile 1/2" Alum Satin Nickel	ea.	\$ 57.79
RS100ABGB39	Rondec-Step-39 Profile 3/8" Alum Antq Bronze	ea.	\$ 71.22
RS100AMGB39	Rondec-Step-39 Profile 3/8" Alum Brush Brass	ea.	\$ 71.22
RS100ACGB39	Rondec-Step-39 Profile 3/8" Alum Brush Chrome	ea.	\$ 71.22
RS100AKGB39	Rondec-Step-39 Profile 3/8" Alum Brush Copper	ea.	\$ 71.22
RS100ATGB39	Rondec-Step-39 Profile 3/8" Alum Brush Nickel	ea.	\$ 71.22
RS100AE39	Rondec-Step-39 Profile 3/8" Alum Satin	ea.	\$ 55.29
RS100AK39	Rondec-Step-39 Profile 3/8" Alum Satin Copper	ea.	\$ 55.29
RS100AT39	Rondec-Step-39 Profile 3/8" Alum Satin Nickel	ea.	\$ 55.29
RS80ABGB39	Rondec-Step-39 Profile 5/16" Alum Antq Bronze	ea.	\$ 70.47
RS80AMGB39	Rondec-Step-39 Profile 5/16" Alum Brush Brass	ea.	\$ 70.47
RS80ACGB39	Rondec-Step-39 Profile 5/16" Alum Brush Chrome	ea.	\$ 70.47
RS80AKGB39	Rondec-Step-39 Profile 5/16" Alum Brush Copper	ea.	\$ 70.47
RS80ATGB39	Rondec-Step-39 Profile 5/16" Alum Brush Nickel	ea.	\$ 70.47
RS80AE39	Rondec-Step-39 Profile 5/16" Alum Satin	ea.	\$ 54.39
RS80AK39	Rondec-Step-39 Profile 5/16" Alum Satin Copper	ea.	\$ 54.39
RS80AT39	Rondec-Step-39 Profile 5/16" Alum Satin Nickel	ea.	\$ 54.39
I135RS125AMGB57	Rondec-Step-57 In Crn 135° 1/2" Alum Brush Brass	ea.	\$ 29.00
I135RS125ACGB57	Rondec-Step-57 In Crn 135° 1/2" Alum Brush Chrome	ea.	\$ 29.00
I135RS125AKGB57	Rondec-Step-57 In Crn 135° 1/2" Alum Brush Copper	ea.	\$ 29.00
I135RS125AE57	Rondec-Step-57 In Crn 135° 1/2" Alum Satin	ea.	\$ 26.89
I135RS125AM57	Rondec-Step-57 In Crn 135° 1/2" Alum Satin Brass	ea.	\$ 26.89
I135RS125AK57	Rondec-Step-57 In Crn 135° 1/2" Alum Satin Copper	ea.	\$ 26.89
I135RS125AT57	Rondec-Step-57 In Crn 135° 1/2" Alum Satin Nickel	ea.	\$ 26.89
I135RS100AMGB57	Rondec-Step-57 In Crn 135° 3/8" Alum Brush Brass	ea.	\$ 29.00
I135RS100ACGB57	Rondec-Step-57 In Crn 135° 3/8" Alum Brush Chrome	ea.	\$ 29.00
I135RS100AKGB57	Rondec-Step-57 In Crn 135° 3/8" Alum Brush Copper	ea.	\$ 29.00
I135RS100AE57	Rondec-Step-57 In Crn 135° 3/8" Alum Satin	ea.	\$ 26.89
I135RS100AM57	Rondec-Step-57 In Crn 135° 3/8" Alum Satin Brass	ea.	\$ 26.89
I135RS100AK57	Rondec-Step-57 In Crn 135° 3/8" Alum Satin Copper	ea.	\$ 26.89
I135RS100AT57	Rondec-Step-57 In Crn 135° 3/8" Alum Satin Nickel	ea.	\$ 26.89
I135RS80AKGB57	Rondec-Step-57 In Crn 135° 5/16" Alum Brs Copper	ea.	\$ 29.00
I135RS80AMGB57	Rondec-Step-57 In Crn 135° 5/16" Alum Brush Brass	ea.	\$ 29.00
I135RS80ACGB57	Rondec-Step-57 In Crn 135° 5/16" Alum Brush Chrome	ea.	\$ 29.00
I135RS80AK57	Rondec-Step-57 In Crn 135° 5/16" Alum Sat Copper	ea.	\$ 26.89
I135RS80AE57	Rondec-Step-57 In Crn 135° 5/16" Alum Satin	ea.	\$ 26.89
I135RS80AM57	Rondec-Step-57 In Crn 135° 5/16" Alum Satin Brass	ea.	\$ 26.89
I135RS80AT57	Rondec-Step-57 In Crn 135° 5/16" Alum Satin Nickel	ea.	\$ 26.89
I90RS125AMGB57	Rondec-Step-57 In Crn 90° 1/2" Alum Brush Brass	ea.	\$ 29.00
I90RS125ACGB57	Rondec-Step-57 In Crn 90° 1/2" Alum Brush Chrome	ea.	\$ 29.00
I90RS125AKGB57	Rondec-Step-57 In Crn 90° 1/2" Alum Brush Copper	ea.	\$ 29.00
I90RS125AE57	Rondec-Step-57 In Crn 90° 1/2" Alum Satin	ea.	\$ 26.89
I90RS125AM57	Rondec-Step-57 In Crn 90° 1/2" Alum Satin Brass	ea.	\$ 26.89
I90RS125AK57	Rondec-Step-57 In Crn 90° 1/2" Alum Satin Copper	ea.	\$ 26.89
I90RS125AT57	Rondec-Step-57 In Crn 90° 1/2" Alum Satin Nickel	ea.	\$ 26.89
I90RS100AMGB57	Rondec-Step-57 In Crn 90° 3/8" Alum Brush Brass	ea.	\$ 29.00
I90RS100ACGB57	Rondec-Step-57 In Crn 90° 3/8" Alum Brush Chrome	ea.	\$ 29.00
I90RS100AKGB57	Rondec-Step-57 In Crn 90° 3/8" Alum Brush Copper	ea.	\$ 29.00
I90RS100AE57	Rondec-Step-57 In Crn 90° 3/8" Alum Satin	ea.	\$ 26.89
I90RS100AM57	Rondec-Step-57 In Crn 90° 3/8" Alum Satin Brass	ea.	\$ 26.89

SCHLUTER

<u>CODE</u>	<u>DESCRIPTION</u>	<u>UNIT -></u>	<u>PRICE</u>
I90RS100AK57	Rondec-Step-57 In Crn 90° 3/8" Alum Satin Copper	ea.	\$ 26.89
I90RS100AT57	Rondec-Step-57 In Crn 90° 3/8" Alum Satin Nickel	ea.	\$ 26.89
I90RS80AMGB57	Rondec-Step-57 In Crn 90° 5/16" Alum Brush Brass	ea.	\$ 29.00
I90RS80ACGB57	Rondec-Step-57 In Crn 90° 5/16" Alum Brush Chrome	ea.	\$ 29.00
I90RS80AKGB57	Rondec-Step-57 In Crn 90° 5/16" Alum Brush Copper	ea.	\$ 29.00
I90RS80AE57	Rondec-Step-57 In Crn 90° 5/16" Alum Satin	ea.	\$ 26.89
I90RS80AM57	Rondec-Step-57 In Crn 90° 5/16" Alum Satin Brass	ea.	\$ 26.89
I90RS80AK57	Rondec-Step-57 In Crn 90° 5/16" Alum Satin Copper	ea.	\$ 26.89
I90RS80AT57	Rondec-Step-57 In Crn 90° 5/16" Alum Satin Nickel	ea.	\$ 26.89
E135RS125AKGB57	Rondec-Step-57 Out Crn 135° 1/2" Alum Brs Copper	ea.	\$ 29.00
E135RS125AMGB57	Rondec-Step-57 Out Crn 135° 1/2" Alum Brush Brass	ea.	\$ 29.00
E135RS125ACGB57	Rondec-Step-57 Out Crn 135° 1/2" Alum Brush Chrome	ea.	\$ 29.00
E135RS125AK57	Rondec-Step-57 Out Crn 135° 1/2" Alum Sat Copper	ea.	\$ 26.89
E135RS125AE57	Rondec-Step-57 Out Crn 135° 1/2" Alum Satin	ea.	\$ 26.89
E135RS125AM57	Rondec-Step-57 Out Crn 135° 1/2" Alum Satin Brass	ea.	\$ 26.89
E135RS125AT57	Rondec-Step-57 Out Crn 135° 1/2" Alum Satin Nickel	ea.	\$ 26.89
E135RS100AKGB57	Rondec-Step-57 Out Crn 135° 3/8" Alum Brs Copper	ea.	\$ 29.00
E135RS100AMGB57	Rondec-Step-57 Out Crn 135° 3/8" Alum Brush Brass	ea.	\$ 29.00
E135RS100ACGB57	Rondec-Step-57 Out Crn 135° 3/8" Alum Brush Chrome	ea.	\$ 29.00
E135RS100AK57	Rondec-Step-57 Out Crn 135° 3/8" Alum Sat Copper	ea.	\$ 26.89
E135RS100AE57	Rondec-Step-57 Out Crn 135° 3/8" Alum Satin	ea.	\$ 26.89
E135RS100AM57	Rondec-Step-57 Out Crn 135° 3/8" Alum Satin Brass	ea.	\$ 26.89
E135RS100AT57	Rondec-Step-57 Out Crn 135° 3/8" Alum Satin Nickel	ea.	\$ 26.89
E135RS80ACGB57	Rondec-Step-57 Out Crn 135° 5/16" Alum Brs Chrome	ea.	\$ 29.00
E135RS80AKGB57	Rondec-Step-57 Out Crn 135° 5/16" Alum Brs Copper	ea.	\$ 29.00
E135RS80AMGB57	Rondec-Step-57 Out Crn 135° 5/16" Alum Brush Brass	ea.	\$ 29.00
E135RS80AK57	Rondec-Step-57 Out Crn 135° 5/16" Alum Sat Copper	ea.	\$ 26.89
E135RS80AT57	Rondec-Step-57 Out Crn 135° 5/16" Alum Sat Nickel	ea.	\$ 26.89
E135RS80AE57	Rondec-Step-57 Out Crn 135° 5/16" Alum Satin	ea.	\$ 26.89
E135RS80AM57	Rondec-Step-57 Out Crn 135° 5/16" Alum Satin Brass	ea.	\$ 26.89
E90RS125AMGB57	Rondec-Step-57 Out Crn 90° 1/2" Alum Brush Brass	ea.	\$ 29.00
E90RS125ACGB57	Rondec-Step-57 Out Crn 90° 1/2" Alum Brush Chrome	ea.	\$ 29.00
E90RS125AKGB57	Rondec-Step-57 Out Crn 90° 1/2" Alum Brush Copper	ea.	\$ 29.00
E90RS125AE57	Rondec-Step-57 Out Crn 90° 1/2" Alum Satin	ea.	\$ 26.89
E90RS125AM57	Rondec-Step-57 Out Crn 90° 1/2" Alum Satin Brass	ea.	\$ 26.89
E90RS125AK57	Rondec-Step-57 Out Crn 90° 1/2" Alum Satin Copper	ea.	\$ 26.89
E90RS125AT57	Rondec-Step-57 Out Crn 90° 1/2" Alum Satin Nickel	ea.	\$ 26.89
E90RS100ACGB57	Rondec-Step-57 Out Crn 90° 3/8" Alum Brush Chrome	ea.	\$ 29.00
E90RS100AKGB57	Rondec-Step-57 Out Crn 90° 3/8" Alum Brush Copper	ea.	\$ 29.00
E90RS100AE57	Rondec-Step-57 Out Crn 90° 3/8" Alum Satin	ea.	\$ 26.89
E90RS100AM57	Rondec-Step-57 Out Crn 90° 3/8" Alum Satin Brass	ea.	\$ 26.89
E90RS100AK57	Rondec-Step-57 Out Crn 90° 3/8" Alum Satin Copper	ea.	\$ 26.89
E90RS100AT57	Rondec-Step-57 Out Crn 90° 3/8" Alum Satin Nickel	ea.	\$ 26.89
E90RS100AMGB57	Rondec-Step-57 Out Crn 90° 3/8" Brush Barss Alum	ea.	\$ 29.00
E90RS80AKGB57	Rondec-Step-57 Out Crn 90° 5/16" Alum Brs Copper	ea.	\$ 29.00
E90RS80AMGB57	Rondec-Step-57 Out Crn 90° 5/16" Alum Brush Brass	ea.	\$ 29.00
E90RS80ACGB57	Rondec-Step-57 Out Crn 90° 5/16" Alum Brush Chrome	ea.	\$ 29.00
E90RS80AK57	Rondec-Step-57 Out Crn 90° 5/16" Alum Sat Copper	ea.	\$ 26.89
E90RS80AE57	Rondec-Step-57 Out Crn 90° 5/16" Alum Satin	ea.	\$ 26.89
E90RS80AM57	Rondec-Step-57 Out Crn 90° 5/16" Alum Satin Brass	ea.	\$ 26.89
E90RS80AT57	Rondec-Step-57 Out Crn 90° 5/16" Alum Satin Nickel	ea.	\$ 26.89
RS125AMGB57	Rondec-Step-57 Profile 1/2" Alum Brush Brass	ea.	\$ 73.78
RS125ACGB57	Rondec-Step-57 Profile 1/2" Alum Brush Chrome	ea.	\$ 73.78
RS125AKGB57	Rondec-Step-57 Profile 1/2" Alum Brush Copper	ea.	\$ 73.78
RS125AE57	Rondec-Step-57 Profile 1/2" Alum Satin	ea.	\$ 67.10
RS125AM57	Rondec-Step-57 Profile 1/2" Alum Satin Brass	ea.	\$ 67.10
RS125AK57	Rondec-Step-57 Profile 1/2" Alum Satin Copper	ea.	\$ 67.10
RS125AT57	Rondec-Step-57 Profile 1/2" Alum Satin Nickel	ea.	\$ 67.10
RS100AMGB57	Rondec-Step-57 Profile 3/8" Alum Brush Brass	ea.	\$ 71.94
RS100ACGB57	Rondec-Step-57 Profile 3/8" Alum Brush Chrome	ea.	\$ 71.94
RS100AKGB57	Rondec-Step-57 Profile 3/8" Alum Brush Copper	ea.	\$ 71.94
RS100AE57	Rondec-Step-57 Profile 3/8" Alum Satin	ea.	\$ 63.46
RS100AM57	Rondec-Step-57 Profile 3/8" Alum Satin Brass	ea.	\$ 63.46
RS100AK57	Rondec-Step-57 Profile 3/8" Alum Satin Copper	ea.	\$ 63.46

SCHLUTER

CODE	DESCRIPTION	UNIT ->	PRICE
RS100AT57	Rondec-Step-57 Profile 3/8" Alum Satin Nickel	ea.	\$ 63.46
RS80AMGB57	Rondec-Step-57 Profile 5/16" Alum Brush Brass	ea.	\$ 71.18
RS80ACGB57	Rondec-Step-57 Profile 5/16" Alum Brush Chrome	ea.	\$ 71.18
RS80AKGB57	Rondec-Step-57 Profile 5/16" Alum Brush Copper	ea.	\$ 71.18
RS80AE57	Rondec-Step-57 Profile 5/16" Alum Satin	ea.	\$ 62.85
RS80AM57	Rondec-Step-57 Profile 5/16" Alum Satin Brass	ea.	\$ 62.85
RS80AK57	Rondec-Step-57 Profile 5/16" Alum Satin Copper	ea.	\$ 62.85
RS80AT57	Rondec-Step-57 Profile 5/16" Alum Satin Nickel	ea.	\$ 62.85
A275	Schiene Edge Trim 1- 1/16" Alum	ea.	\$ 21.90
A250	Schiene Edge Trim 1" Alum	ea.	\$ 20.72
AE250	Schiene Edge Trim 1" Alum Satin	ea.	\$ 28.41
M250	Schiene Edge Trim 1" Brass	ea.	\$ 79.04
E250	Schiene Edge Trim 1" Stn Steel	ea.	\$ 77.50
E250V4A	Schiene Edge Trim 1" Stn Steel V4A	ea.	\$ 86.24
A125	Schiene Edge Trim 1/2" Alum	ea.	\$ 14.74
AE125	Schiene Edge Trim 1/2" Alum Satin	ea.	\$ 16.93
AE125300	Schiene Edge Trim 1/2" Alum Satin 10'	ea.	\$ 21.11
M125	Schiene Edge Trim 1/2" Brass	ea.	\$ 54.14
E125EB	Schiene Edge Trim 1/2" Brush Stn Steel	ea.	\$ 67.69
E125	Schiene Edge Trim 1/2" Stn Steel	ea.	\$ 54.27
E125300	Schiene Edge Trim 1/2" Stn Steel 10'	ea.	\$ 67.82
E125V4A	Schiene Edge Trim 1/2" Stn Steel V4A	ea.	\$ 63.91
A60	Schiene Edge Trim 1/4" Alum	ea.	\$ 12.85
AE60	Schiene Edge Trim 1/4" Alum Satin	ea.	\$ 15.83
M60	Schiene Edge Trim 1/4" Brass	ea.	\$ 46.86
E60EB	Schiene Edge Trim 1/4" Brush Stn Steel	ea.	\$ 60.83
E60	Schiene Edge Trim 1/4" Stn Steel	ea.	\$ 50.69
E45V4A	Schiene Edge Trim 1/4" Stn Steel V4A	ea.	\$ 54.96
E60V4A	Schiene Edge Trim 1/4" Stn Steel V4A	ea.	\$ 56.41
A30	Schiene Edge Trim 1/8" Alum	ea.	\$ 11.97
AE30	Schiene Edge Trim 1/8" Alum Satin	ea.	\$ 15.31
M30	Schiene Edge Trim 1/8" Brass	ea.	\$ 40.29
E30	Schiene Edge Trim 1/8" Stn Steel	ea.	\$ 42.12
A175	Schiene Edge Trim 11/16" Alum	ea.	\$ 17.55
AE175	Schiene Edge Trim 11/16" Alum Satin	ea.	\$ 22.69
AE275	Schiene Edge Trim 1-1/16" Alum Satin	ea.	\$ 29.10
M175	Schiene Edge Trim 11/16" Brass	ea.	\$ 62.24
E175	Schiene Edge Trim 11/16" Stn Steel	ea.	\$ 68.92
E175V4A	Schiene Edge Trim 11/16" Stn Steel V4A	ea.	\$ 74.61
A90	Schiene Edge Trim 11/32" Alum	ea.	\$ 14.04
AE90	Schiene Edge Trim 11/32" Alum Satin	ea.	\$ 16.70
M90	Schiene Edge Trim 11/32" Brass	ea.	\$ 51.66
E90	Schiene Edge Trim 11/32" Stn Steel	ea.	\$ 54.25
A210	Schiene Edge Trim 13/16" Alum	ea.	\$ 19.19
A300	Schiene Edge Trim 1-3/16" Alum	ea.	\$ 22.79
AE210	Schiene Edge Trim 13/16" Alum Satin	ea.	\$ 25.32
AE300	Schiene Edge Trim 1-3/16" Alum Satin	ea.	\$ 30.66
M300	Schiene Edge Trim 1-3/16" Brass	ea.	\$ 86.07
E300	Schiene Edge Trim 1-3/16" Stn Steel	ea.	\$ 83.34
E300V4A	Schiene Edge Trim 1-3/16" Stn Steel V4A	ea.	\$ 92.32
A140	Schiene Edge Trim 17/32" Alum	ea.	\$ 16.14
AE140	Schiene Edge Trim 17/32" Alum Satin	ea.	\$ 18.83
E140	Schiene Edge Trim 17/32" Stn Steel	ea.	\$ 60.10
E140V4A	Schiene Edge Trim 17/32" Stn Steel V4A	ea.	\$ 66.29
A45	Schiene Edge Trim 3/16" Alum	ea.	\$ 12.11
AE45	Schiene Edge Trim 3/16" Alum Satin	ea.	\$ 15.55
M45	Schiene Edge Trim 3/16" Brass	ea.	\$ 45.02
E45	Schiene Edge Trim 3/16" Stn Steel	ea.	\$ 48.47
A20	Schiene Edge Trim 3/32" Alum	ea.	\$ 11.48
AE20	Schiene Edge Trim 3/32" Alum Satin	ea.	\$ 14.75
E20	Schiene Edge Trim 3/32" Stn Steel	ea.	\$ 38.31
A200	Schiene Edge Trim 3/4" Alum	ea.	\$ 18.57
AE200	Schiene Edge Trim 3/4" Alum Satin	ea.	\$ 24.05
M200	Schiene Edge Trim 3/4" Brass	ea.	\$ 63.53

SCHLUTER

CODE	DESCRIPTION	UNIT ->	PRICE
E200	Schiene Edge Trim 3/4" Stn Steel	ea.	\$ 71.83
E200V4A	Schiene Edge Trim 3/4" Stn Steel V4A	ea.	\$ 79.82
A100	Schiene Edge Trim 3/8" Alum	ea.	\$ 14.01
AE100	Schiene Edge Trim 3/8" Alum Satin	ea.	\$ 16.30
AE100300	Schiene Edge Trim 3/8" Alum Satin 10'	ea.	\$ 20.44
M100	Schiene Edge Trim 3/8" Brass	ea.	\$ 52.18
E100EB	Schiene Edge Trim 3/8" Brush Stn Steel	ea.	\$ 64.91
E100	Schiene Edge Trim 3/8" Stn Steel	ea.	\$ 52.52
E100300	Schiene Edge Trim 3/8" Stn Steel 10'	ea.	\$ 65.61
E100V4A	Schiene Edge Trim 3/8" Stn Steel V4A	ea.	\$ 63.06
A80	Schiene Edge Trim 5/16" Alum	ea.	\$ 13.06
AE80	Schiene Edge Trim 5/16" Alum Satin	ea.	\$ 15.55
AE80300	Schiene Edge Trim 5/16" Alum Satin 10'	ea.	\$ 19.38
M80	Schiene Edge Trim 5/16" Brass	ea.	\$ 51.78
E80EB	Schiene Edge Trim 5/16" Brush Stn Steel	ea.	\$ 63.20
E80	Schiene Edge Trim 5/16" Stn Steel	ea.	\$ 51.14
E80300	Schiene Edge Trim 5/16" Stn Steel 10'	ea.	\$ 63.88
E80V4A	Schiene Edge Trim 5/16" Stn Steel V4A	ea.	\$ 58.62
A160	Schiene Edge Trim 5/8" Alum	ea.	\$ 16.67
AE160	Schiene Edge Trim 5/8" Alum Satin	ea.	\$ 20.35
M160	Schiene Edge Trim 5/8" Brass	ea.	\$ 61.04
E160	Schiene Edge Trim 5/8" Stn Steel	ea.	\$ 68.06
E160V4A	Schiene Edge Trim 5/8" Stn Steel V4A	ea.	\$ 74.88
A110	Schiene Edge Trim 7/16" Alum	ea.	\$ 14.66
AE110	Schiene Edge Trim 7/16" Alum Satin	ea.	\$ 16.70
M110	Schiene Edge Trim 7/16" Brass	ea.	\$ 53.47
E110EB	Schiene Edge Trim 7/16" Brush Stn Steel	ea.	\$ 67.43
E110	Schiene Edge Trim 7/16" Stn Steel	ea.	\$ 53.54
E110V4A	Schiene Edge Trim 7/16" Stn Steel V4A	ea.	\$ 63.88
A225	Schiene Edge Trim 7/8" Alum	ea.	\$ 19.71
AE225	Schiene Edge Trim 7/8" Alum Satin	ea.	\$ 26.83
M225	Schiene Edge Trim 7/8" Brass	ea.	\$ 77.60
E225	Schiene Edge Trim 7/8" Stn Steel	ea.	\$ 74.73
E225V4A	Schiene Edge Trim 7/8" Stn Steel V4A	ea.	\$ 81.47
A150	Schiene Edge Trim 9/16" Alum	ea.	\$ 16.41
AE150	Schiene Edge Trim 9/16" Alum Satin	ea.	\$ 19.40
M150	Schiene Edge Trim 9/16" Brass	ea.	\$ 60.64
E150	Schiene Edge Trim 9/16" Stn Steel	ea.	\$ 67.07
E150V4A	Schiene Edge Trim 9/16" Stn Steel V4A	ea.	\$ 73.67
A70	Schiene Edge Trim 9/32" Alum	ea.	\$ 13.08
AE70	Schiene Edge Trim 9/32" Alum Satin	ea.	\$ 15.92
E70	Schiene Edge Trim 9/32" Stn Steel	ea.	\$ 51.78
RA250	Schiene-Radius Edge Trim 1" Alum	ea.	\$ 26.12
RAE250	Schiene-Radius Edge Trim 1" Alum Satin	ea.	\$ 33.81
RM250	Schiene-Radius Edge Trim 1" Brass	ea.	\$ 84.44
RE250	Schiene-Radius Edge Trim 1" Stn Steel	ea.	\$ 82.90
RE250V4A	Schiene-Radius Edge Trim 1" Stn Steel V4A	ea.	\$ 91.64
RA125	Schiene-Radius Edge Trim 1/2" Alum	ea.	\$ 20.14
RAE125	Schiene-Radius Edge Trim 1/2" Alum Satin	ea.	\$ 22.33
RM125	Schiene-Radius Edge Trim 1/2" Brass	ea.	\$ 59.54
RE125EB	Schiene-Radius Edge Trim 1/2" Brush Stn Steel	ea.	\$ 73.09
RE125	Schiene-Radius Edge Trim 1/2" Stn Steel	ea.	\$ 59.67
RE125V4A	Schiene-Radius Edge Trim 1/2" Stn Steel V4A	ea.	\$ 69.31
RA60	Schiene-Radius Edge Trim 1/4" Alum	ea.	\$ 18.25
RAE60	Schiene-Radius Edge Trim 1/4" Alum Satin	ea.	\$ 21.23
RM60	Schiene-Radius Edge Trim 1/4" Brass	ea.	\$ 52.26
RE60EB	Schiene-Radius Edge Trim 1/4" Brush Stn Steel	ea.	\$ 66.23
RE60	Schiene-Radius Edge Trim 1/4" Stn Steel	ea.	\$ 56.09
RE45V4A	Schiene-Radius Edge Trim 1/4" Stn Steel V4A	ea.	\$ 60.36
RE60V4A	Schiene-Radius Edge Trim 1/4" Stn Steel V4A	ea.	\$ 61.81
RA30	Schiene-Radius Edge Trim 1/8" Alum	ea.	\$ 17.37
RAE30	Schiene-Radius Edge Trim 1/8" Alum Satin	ea.	\$ 20.71
RM30	Schiene-Radius Edge Trim 1/8" Brass	ea.	\$ 45.69
RE30	Schiene-Radius Edge Trim 1/8" Stn Steel	ea.	\$ 47.52

SCHLUTER

<u>CODE</u>	<u>DESCRIPTION</u>	<u>UNIT -></u>	<u>PRICE</u>
RA175	Schiene-Radius Edge Trim 11/16" Alum	ea.	\$ 22.95
RA275	Schiene-Radius Edge Trim 1-1/16" Alum	ea.	\$ 27.30
RAE175	Schiene-Radius Edge Trim 11/16" Alum Satin	ea.	\$ 28.09
RAE275	Schiene-Radius Edge Trim 1-1/16" Alum Satin	ea.	\$ 34.50
RM175	Schiene-Radius Edge Trim 11/16" Brass	ea.	\$ 67.64
RE175	Schiene-Radius Edge Trim 11/16" Stn Steel	ea.	\$ 74.32
RE175V4A	Schiene-Radius Edge Trim 11/16" Stn Steel V4A	ea.	\$ 80.01
RA90	Schiene-Radius Edge Trim 11/32" Alum	ea.	\$ 19.44
RAE90	Schiene-Radius Edge Trim 11/32" Alum Satin	ea.	\$ 22.10
RM90	Schiene-Radius Edge Trim 11/32" Brass	ea.	\$ 57.06
RE90	Schiene-Radius Edge Trim 11/32" Stn Steel	ea.	\$ 59.65
RA210	Schiene-Radius Edge Trim 13/16" Alum	ea.	\$ 24.59
RA300	Schiene-Radius Edge Trim 1-3/16" Alum	ea.	\$ 28.19
RAE210	Schiene-Radius Edge Trim 13/16" Alum Satin	ea.	\$ 30.72
RAE300	Schiene-Radius Edge Trim 1-3/16" Alum Satin	ea.	\$ 36.06
RM300	Schiene-Radius Edge Trim 1-3/16" Brass	ea.	\$ 91.47
RE300	Schiene-Radius Edge Trim 1-3/16" Stn Steel	ea.	\$ 88.74
RE300V4A	Schiene-Radius Edge Trim 1-3/16" Stn Steel V4A	ea.	\$ 97.72
RA140	Schiene-Radius Edge Trim 17/32" Alum	ea.	\$ 21.54
RAE140	Schiene-Radius Edge Trim 17/32" Alum Satin	ea.	\$ 24.23
RE140	Schiene-Radius Edge Trim 17/32" Stn Steel	ea.	\$ 65.50
RE140V4A	Schiene-Radius Edge Trim 17/32" Stn Steel V4A	ea.	\$ 71.69
RA45	Schiene-Radius Edge Trim 3/16" Alum	ea.	\$ 17.51
RAE45	Schiene-Radius Edge Trim 3/16" Alum Satin	ea.	\$ 20.95
RM45	Schiene-Radius Edge Trim 3/16" Brass	ea.	\$ 50.42
RE45	Schiene-Radius Edge Trim 3/16" Stn Steel	ea.	\$ 53.87
RA20	Schiene-Radius Edge Trim 3/32" Alum	ea.	\$ 16.88
RAE20	Schiene-Radius Edge Trim 3/32" Alum Satin	ea.	\$ 20.15
RE20	Schiene-Radius Edge Trim 3/32" Stn Steel	ea.	\$ 43.71
RA200	Schiene-Radius Edge Trim 3/4" Alum	ea.	\$ 23.97
RAE200	Schiene-Radius Edge Trim 3/4" Alum Satin	ea.	\$ 29.45
RM200	Schiene-Radius Edge Trim 3/4" Brass	ea.	\$ 68.93
RE200	Schiene-Radius Edge Trim 3/4" Stn Steel	ea.	\$ 77.23
RE200V4A	Schiene-Radius Edge Trim 3/4" Stn Steel V4A	ea.	\$ 85.22
RA100	Schiene-Radius Edge Trim 3/8" Alum	ea.	\$ 19.41
RAE100	Schiene-Radius Edge Trim 3/8" Alum Satin	ea.	\$ 21.70
RM100	Schiene-Radius Edge Trim 3/8" Brass	ea.	\$ 57.58
RE100EB	Schiene-Radius Edge Trim 3/8" Brush Stn Steel	ea.	\$ 70.31
RE100	Schiene-Radius Edge Trim 3/8" Stn Steel	ea.	\$ 57.92
RE100V4A	Schiene-Radius Edge Trim 3/8" Stn Steel V4A	ea.	\$ 68.46
RA80	Schiene-Radius Edge Trim 5/16" Alum	ea.	\$ 18.46
RAE80	Schiene-Radius Edge Trim 5/16" Alum Satin	ea.	\$ 20.95
RM80	Schiene-Radius Edge Trim 5/16" Brass	ea.	\$ 57.18
RE80EB	Schiene-Radius Edge Trim 5/16" Brush Stn Steel	ea.	\$ 68.60
RE80	Schiene-Radius Edge Trim 5/16" Stn Steel	ea.	\$ 56.54
RE80V4A	Schiene-Radius Edge Trim 5/16" Stn Steel V4A	ea.	\$ 64.02
RA160	Schiene-Radius Edge Trim 5/8" Alum	ea.	\$ 22.07
RAE160	Schiene-Radius Edge Trim 5/8" Alum Satin	ea.	\$ 25.75
RM160	Schiene-Radius Edge Trim 5/8" Brass	ea.	\$ 66.44
RE160	Schiene-Radius Edge Trim 5/8" Stn Steel	ea.	\$ 73.46
RE160V4A	Schiene-Radius Edge Trim 5/8" Stn Steel V4A	ea.	\$ 80.28
RA110	Schiene-Radius Edge Trim 7/16" Alum	ea.	\$ 20.06
RAE110	Schiene-Radius Edge Trim 7/16" Alum Satin	ea.	\$ 22.10
RM110	Schiene-Radius Edge Trim 7/16" Brass	ea.	\$ 58.87
RE110	Schiene-Radius Edge Trim 7/16" Stn Steel	ea.	\$ 58.94
RE110V4A	Schiene-Radius Edge Trim 7/16" Stn Steel V4A	ea.	\$ 69.28
RA225	Schiene-Radius Edge Trim 7/8" Alum	ea.	\$ 25.11
RAE225	Schiene-Radius Edge Trim 7/8" Alum Satin	ea.	\$ 32.23
RM225	Schiene-Radius Edge Trim 7/8" Brass	ea.	\$ 83.00
RE225	Schiene-Radius Edge Trim 7/8" Stn Steel	ea.	\$ 80.13
RE225V4A	Schiene-Radius Edge Trim 7/8" Stn Steel V4A	ea.	\$ 86.87
RA150	Schiene-Radius Edge Trim 9/16" Alum	ea.	\$ 21.81
RAE150	Schiene-Radius Edge Trim 9/16" Alum Satin	ea.	\$ 24.80
RM150	Schiene-Radius Edge Trim 9/16" Brass	ea.	\$ 66.04

SCHLUTER

<u>CODE</u>	<u>DESCRIPTION</u>	<u>UNIT -></u>	<u>PRICE</u>
RE150	Schiene-Radius Edge Trim 9/16" Stn Steel	ea.	\$ 72.47
RE150V4A	Schiene-Radius Edge Trim 9/16" Stn Steel V4A	ea.	\$ 79.07
RA70	Schiene-Radius Edge Trim 9/32" Alum	ea.	\$ 18.48
RAE70	Schiene-Radius Edge Trim 9/32" Alum Satin	ea.	\$ 21.32
RE70	Schiene-Radius Edge Trim 9/32" Stn Steel	ea.	\$ 57.18
VSS125EB11	Schiene-Step-11 Connector 1/2" Brush Stn Steel	ea.	\$ 19.34
VSS60EB11	Schiene-Step-11 Connector 1/4" Brush Stn Steel	ea.	\$ 19.34
SS125EB11	Schiene-Step-11 Profile 1/2" Brush Stn Steel	ea.	\$ 131.28
SS60EB11	Schiene-Step-11 Profile 1/4" Brush Stn Steel	ea.	\$ 129.74
RSS125EB11	Schiene-Step-11 Radius 1/2" Brush Stn Steel	ea.	\$ 136.68
RSS60EB11	Schiene-Step-11 Radius 1/4" Brush Stn Steel	ea.	\$ 135.14
VSS125EB30	Schiene-Step-30 Connector 1/2" Brush Stn Steel	ea.	\$ 19.34
VSS90EB30	Schiene-Step-30 Connector 11/32" Brush Stn Steel	ea.	\$ 19.34
VSS110EB30	Schiene-Step-30 Connector 7/16" Brush Stn Steel	ea.	\$ 19.34
E90SS125EB30	Schiene-Step-30 Out Crn 90° 1/2" Brush Stn Steel	ea.	\$ 22.77
E90SS90EB30	Schiene-Step-30 Out Crn 90° 11/32" Brush Stn Steel	ea.	\$ 22.77
E90SS110EB30	Schiene-Step-30 Out Crn 90° 7/16" Brush Stn Steel	ea.	\$ 22.77
SS125AE30	Schiene-Step-30 Profile 1/2" Alum Satin	ea.	\$ 45.70
SS125AT30	Schiene-Step-30 Profile 1/2" Alum Satin Nickel	ea.	\$ 50.07
SS125EB30	Schiene-Step-30 Profile 1/2" Brush Stn Steel	ea.	\$ 135.43
SS90EB30	Schiene-Step-30 Profile 11/32" Brush Stn Steel	ea.	\$ 132.20
SS100AE30	Schiene-Step-30 Profile 3/8" Alum Satin	ea.	\$ 44.87
SS100AT30	Schiene-Step-30 Profile 3/8" Alum Satin Nickel	ea.	\$ 49.24
SS80AE30	Schiene-Step-30 Profile 5/16" Alum Satin	ea.	\$ 44.17
SS80AT30	Schiene-Step-30 Profile 5/16" Alum Satin Nickel	ea.	\$ 48.74
SS110EB30	Schiene-Step-30 Profile 7/16" Brush Stn Steel	ea.	\$ 133.81
SS150AE30	Schiene-Step-30 Profile 9/16" Alum Satin	ea.	\$ 46.38
SS150AT30	Schiene-Step-30 Profile 9/16" Alum Satin Nickel	ea.	\$ 50.75
RSS125EB30	Schiene-Step-30 Radius 1/2" Brush Stn Steel	ea.	\$ 140.83
RSS90EB30	Schiene-Step-30 Radius 11/32" Brush Stn Steel	ea.	\$ 137.60
RSS110EB30	Schiene-Step-30 Radius 7/16" Brush Stn Steel	ea.	\$ 139.21
VSS125EB39	Schiene-Step-39 Connector 1/2" Brush Stn Steel	ea.	\$ 19.34
VSS60EB39	Schiene-Step-39 Connector 1/4" Brush Stn Steel	ea.	\$ 19.34
VSS90EB39	Schiene-Step-39 Connector 11/32" Brush Stn Steel	ea.	\$ 19.34
VSS110EB39	Schiene-Step-39 Connector 7/16" Brush Stn Steel	ea.	\$ 19.34
I135SS125EB39	Schiene-Step-39 In Crn 135° 1/2" Brush Stn Steel	ea.	\$ 22.77
I135SS60EB39	Schiene-Step-39 In Crn 135° 1/4" Brush Stn Steel	ea.	\$ 22.77
I135SS90EB39	Schiene-Step-39 In Crn 135° 11/32" Brush Stn Steel	ea.	\$ 22.77
I135SS110EB39	Schiene-Step-39 In Crn 135° 7/16" Brush Stn Steel	ea.	\$ 22.77
I90SS125EB39	Schiene-Step-39 In Crn 90° 1/2" Brush Stn Steel	ea.	\$ 22.77
I90SS60EB39	Schiene-Step-39 In Crn 90° 1/4" Brush Stn Steel	ea.	\$ 22.77
I90SS90EB39	Schiene-Step-39 In Crn 90° 11/32" Brush Stn Steel	ea.	\$ 22.77
I90SS110EB39	Schiene-Step-39 In Crn 90° 7/16" Brush Stn Steel	ea.	\$ 22.77
E135SS125EB39	Schiene-Step-39 Out Crn 135° 1/2" Brush Stn Steel	ea.	\$ 22.77
E135SS60EB39	Schiene-Step-39 Out Crn 135° 1/4" Brush Stn Steel	ea.	\$ 22.77
E135SS90EB39	Schiene-Step-39 Out Crn 135° 11/32" Brs Stn Steel	ea.	\$ 22.77
E135SS110EB39	Schiene-Step-39 Out Crn 135° 7/16" Brush Stn Steel	ea.	\$ 22.77
E90SS125EB39	Schiene-Step-39 Out Crn 90° 1/2" Brush Stn Steel	ea.	\$ 22.77
E90SS60EB39	Schiene-Step-39 Out Crn 90° 1/4" Brush Stn Steel	ea.	\$ 22.77
E90SS90EB39	Schiene-Step-39 Out Crn 90° 11/32" Brush Stn Steel	ea.	\$ 22.77
E90SS110EB39	Schiene-Step-39 Out Crn 90° 7/16" Brush Stn Steel	ea.	\$ 22.77
SS125AE39	Schiene-Step-39 Profile 1/2" Alum Satin	ea.	\$ 49.49
SS125AT39	Schiene-Step-39 Profile 1/2" Alum Satin Nickel	ea.	\$ 53.88
SS125EB39	Schiene-Step-39 Profile 1/2" Brush Stn Steel	ea.	\$ 182.71
SS60EB39	Schiene-Step-39 Profile 1/4" Brush Stn Steel	ea.	\$ 169.67
SS90EB39	Schiene-Step-39 Profile 11/32" Brush Stn Steel	ea.	\$ 176.70
SS100AE39	Schiene-Step-39 Profile 3/8" Alum Satin	ea.	\$ 48.80
SS100AT39	Schiene-Step-39 Profile 3/8" Alum Satin Nickel	ea.	\$ 53.16
SS80AE39	Schiene-Step-39 Profile 5/16" Alum Satin	ea.	\$ 48.03
SS80AT39	Schiene-Step-39 Profile 5/16" Alum Satin Nickel	ea.	\$ 52.40
SS110EB39	Schiene-Step-39 Profile 7/16" Brush Stn Steel	ea.	\$ 178.81
SS150AE39	Schiene-Step-39 Profile 9/16" Alum Satin	ea.	\$ 50.23
SS150AT39	Schiene-Step-39 Profile 9/16" Alum Satin Nickel	ea.	\$ 54.61
RSS125EB39	Schiene-Step-39 Radius 1/2" Brush Stn Steel	ea.	\$ 188.11

SCHLUTER

CODE	DESCRIPTION	UNIT ->	PRICE
RSS60EB39	Schiene-Step-39 Radius 1/4" Brush Stn Steel	ea.	\$ 175.07
RSS90EB39	Schiene-Step-39 Radius 11/32" Brush Stn Steel	ea.	\$ 182.10
RSS110EB39	Schiene-Step-39 Radius 7/16" Brush Stn Steel	ea.	\$ 184.21
ABA80AE	Schluter 5/16 Schiene Basic AE Satin	ea.	\$ 11.46
ABA100AE	Schluter 3/8 Schiene Basic AE Satin	ea.	\$ 12.00
ABA125AE	Schluter 1/2 Schiene Basic AE Satin	ea.	\$ 12.48
ABA80AT	Schluter 5/16 Schiene Basic AT Satin Nic	ea.	\$ 14.29
ABA100AT	Schluter 3/8 Schiene Basic AT Satin Nick	ea.	\$ 14.77
ABA125AT	Schluter 1/2 Schiene Basic AT Satin Nick	ea.	\$ 15.67
ABA80AE275	Schluter 5/16 Schiene Basic 9ft AE Satin	ea.	\$ 12.90
ABA100AE275	Schluter 3/8 Schiene Basic 9ft AE Satin	ea.	\$ 13.51
ABA125AE275	Schluter 1/2 Schiene Basic 9ft AE Satin	ea.	\$ 14.04
ABA80AT275	Schluter 5/16 Schiene Basic 9ft AT Nicke	ea.	\$ 16.08
ABA100AT275	Schluter 3/8 Schiene Basic 9ft AT Nickel	ea.	\$ 16.61
ABA125AT275	Schluter 1/2 Schiene Basic 9ft AT Nickel	ea.	\$ 17.64
SETA50G	Schluter All-Set Modified Grey	ea.	\$ 58.57
SETA50W	Schluter All-Set Modified White	ea.	\$ 62.02
SET50G	Schluter Set Unmodified Grey	ea.	\$ 32.81
SET50W	Schluter Set Unmodified White	ea.	\$ 35.56
SETF50G	Schluter Fast-Set Rapid Setting Grey	ea.	\$ 109.98
SETF50W	Schluter Fast-Set Rapid Setting White	ea.	\$ 120.59
SES2D6TSOB	Shelf Pentagon Corner Curve Bronze	ea.	\$ 123.94
SES2D6EB	Shelf Pentagon Corner Curve Brush Stn Steel	ea.	\$ 144.15
SES2D6TSC	Shelf Pentagon Corner Curve Cream	ea.	\$ 123.94
SES2D6TSBG	Shelf Pentagon Corner Curve Greige	ea.	\$ 123.94
SES2D6MGS	Shelf Pentagon Corner Curve Matte Black	ea.	\$ 123.94
SES2D6MBW	Shelf Pentagon Corner Curve Matte White	ea.	\$ 123.94
SES2D6TSSG	Shelf Pentagon Corner Curve Stone Grey	ea.	\$ 123.94
SES2D5TSOB	Shelf Pentagon Corner Floral Bronze	ea.	\$ 133.95
SES2D5EB	Shelf Pentagon Corner Floral Brush Stn Steel	ea.	\$ 150.69
SES2D5TSC	Shelf Pentagon Corner Floral Cream	ea.	\$ 133.95
SES2D5TSBG	Shelf Pentagon Corner Floral Greige	ea.	\$ 133.95
SES2D5MGS	Shelf Pentagon Corner Floral Matte Black	ea.	\$ 133.95
SES2D5MBW	Shelf Pentagon Corner Floral Matte White	ea.	\$ 133.95
SES2D5TSSG	Shelf Pentagon Corner Floral Stone Grey	ea.	\$ 133.95
SES2D7TSOB	SHELF PENTAGON CORNER PURE BRONZE	ea.	\$ 123.94
SES2D7EB	SHELF PENTAGON CORNER PURE BRUSH STN STEEL	ea.	\$ 144.15
SES2D7TSC	SHELF PENTAGON CORNER PURE CREAM	ea.	\$ 123.94
SES2D7TSBG	SHELF PENTAGON CORNER PURE GREIGE	ea.	\$ 123.94
SES2D7MGS	SHELF PENTAGON CORNER PURE MATTE BLACK	ea.	\$ 123.94
SES2D7MBW	SHELF PENTAGON CORNER PURE MATTE WHITE	ea.	\$ 123.94
SES2D7TSSG	SHELF PENTAGON CORNER PURE STONE GREY	ea.	\$ 123.94
SES2D3TSOB	SHELF PENTAGON CORNER SQUARE BRONZE	ea.	\$ 133.95
SES2D3EB	SHELF PENTAGON CORNER SQUARE BRUSH STN STEEL	ea.	\$ 150.69
SES2D3TSC	SHELF PENTAGON CORNER SQUARE CREAM	ea.	\$ 133.95
SES2D3TSBG	SHELF PENTAGON CORNER SQUARE GREIGE	ea.	\$ 133.95
SES2D3MGS	SHELF PENTAGON CORNER SQUARE MATTE BLACK	ea.	\$ 133.95
SES2D3MBW	SHELF PENTAGON CORNER SQUARE MATTE WHITE	ea.	\$ 133.95
SES2D3TSSG	SHELF PENTAGON CORNER SQUARE STONE GREY	ea.	\$ 133.95
SES2D10TSOB	SHELF PENTAGON CORNER WAVE BRONZE	ea.	\$ 133.95
SES2D10EB	SHELF PENTAGON CORNER WAVE BRUSH STN STEEL	ea.	\$ 150.69
SES2D10TSC	SHELF PENTAGON CORNER WAVE CREAM	ea.	\$ 133.95
SES2D10TSBG	SHELF PENTAGON CORNER WAVE GREIGE	ea.	\$ 133.95
SES2D10MGS	SHELF PENTAGON CORNER WAVE MATTE BLACK	ea.	\$ 133.95
SES2D10MBW	SHELF PENTAGON CORNER WAVE MATTE WHITE	ea.	\$ 133.95
SES2D10TSSG	SHELF PENTAGON CORNER WAVE STONE GREY	ea.	\$ 133.95
SES3D6TSOB	Shelf Quadrilat Corner Curve Bronze	ea.	\$ 140.21
SES3D6EB	Shelf Quadrilat Corner Curve Brush Stn Steel	ea.	\$ 203.11
SES3D6TSC	Shelf Quadrilat Corner Curve Cream	ea.	\$ 140.21
SES3D6TSBG	Shelf Quadrilat Corner Curve Greige	ea.	\$ 140.21
SES3D6MGS	Shelf Quadrilat Corner Curve Matte Black	ea.	\$ 140.21
SES3D6MBW	Shelf Quadrilat Corner Curve Matte White	ea.	\$ 140.21
SES3D6TSSG	Shelf Quadrilat Corner Curve Stone Grey	ea.	\$ 140.21
SES3D5TSOB	Shelf Quadrilat Corner Floral Bronze	ea.	\$ 155.24

SCHLUTER

<u>CODE</u>	<u>DESCRIPTION</u>	<u>UNIT -></u>	<u>PRICE</u>
SES3D5EB	Shelf Quadrilat Corner Floral Brush Stn Steel	ea.	\$ 203.11
SES3D5TSC	Shelf Quadrilat Corner Floral Cream	ea.	\$ 155.24
SES3D5TSBG	Shelf Quadrilat Corner Floral Greige	ea.	\$ 155.24
SES3D5MGS	Shelf Quadrilat Corner Floral Matte Black	ea.	\$ 155.24
SES3D5MBW	Shelf Quadrilat Corner Floral Matte White	ea.	\$ 155.24
SES3D5TSSG	Shelf Quadrilat Corner Floral Stone Grey	ea.	\$ 155.24
SES3D7TSOB	SHELF QUADRILAT CORNER PURE BRONZE	ea.	\$ 140.21
SES3D7EB	SHELF QUADRILAT CORNER PURE BRUSH STN STEEL	ea.	\$ 203.11
SES3D7TSC	SHELF QUADRILAT CORNER PURE CREAM	ea.	\$ 140.21
SES3D7TSBG	SHELF QUADRILAT CORNER PURE GREIGE	ea.	\$ 140.21
SES3D7MGS	SHELF QUADRILAT CORNER PURE MATTE BLACK	ea.	\$ 140.21
SES3D7MBW	SHELF QUADRILAT CORNER PURE MATTE WHITE	ea.	\$ 140.21
SES3D7TSSG	SHELF QUADRILAT CORNER PURE STONE GREY	ea.	\$ 140.21
SES3D3TSOB	SHELF QUADRILAT CORNER SQUARE BRONZE	ea.	\$ 155.24
SES3D3EB	SHELF QUADRILAT CORNER SQUARE BRUSH STN STI	ea.	\$ 203.11
SES3D3TSC	SHELF QUADRILAT CORNER SQUARE CREAM	ea.	\$ 155.24
SES3D3TSBG	SHELF QUADRILAT CORNER SQUARE GREIGE	ea.	\$ 155.24
SES3D3MGS	SHELF QUADRILAT CORNER SQUARE MATTE BLACK	ea.	\$ 155.24
SES3D3MBW	SHELF QUADRILAT CORNER SQUARE MATTE WHITE	ea.	\$ 155.24
SES3D3TSSG	SHELF QUADRILAT CORNER SQUARE STONE GREY	ea.	\$ 155.24
SES3D10TSOB	SHELF QUADRILAT CORNER WAVE BRONZE	ea.	\$ 155.24
SES3D10EB	SHELF QUADRILAT CORNER WAVE BRUSH STN STEEL	ea.	\$ 203.11
SES3D10TSC	SHELF QUADRILAT CORNER WAVE CREAM	ea.	\$ 155.24
SES3D10TSBG	SHELF QUADRILAT CORNER WAVE GREIGE	ea.	\$ 155.24
SES3D10MGS	SHELF QUADRILAT CORNER WAVE MATTE BLACK	ea.	\$ 155.24
SES3D10MBW	SHELF QUADRILAT CORNER WAVE MATTE WHITE	ea.	\$ 155.24
SES3D10TSSG	SHELF QUADRILAT CORNER WAVE STONE GREY	ea.	\$ 155.24
SNS1D6TSOB	Shelf Rectangular Niche Curve Bronze	ea.	\$ 125.19
SNS1D6EB	Shelf Rectangular Niche Curve Brush Stn Steel	ea.	\$ 163.80
SNS1D6TSC	Shelf Rectangular Niche Curve Cream	ea.	\$ 125.19
SNS1D6TSBG	Shelf Rectangular Niche Curve Greige	ea.	\$ 125.19
SNS1D6MGS	Shelf Rectangular Niche Curve Matte Black	ea.	\$ 125.19
SNS1D6MBW	Shelf Rectangular Niche Curve Matte White	ea.	\$ 125.19
SNS1D6TSSG	Shelf Rectangular Niche Curve Stone Grey	ea.	\$ 125.19
SNS1D5TSOB	Shelf Rectangular Niche Floral Bronze	ea.	\$ 132.71
SNS1D5EB	Shelf Rectangular Niche Floral Brush Stn Steel	ea.	\$ 170.35
SNS1D5TSC	Shelf Rectangular Niche Floral Cream	ea.	\$ 132.71
SNS1D5TSBG	Shelf Rectangular Niche Floral Greige	ea.	\$ 132.71
SNS1D5MGS	Shelf Rectangular Niche Floral Matte Black	ea.	\$ 132.71
SNS1D5MBW	Shelf Rectangular Niche Floral Matte White	ea.	\$ 132.71
SNS1D5TSSG	Shelf Rectangular Niche Floral Stone Grey	ea.	\$ 132.71
SNS1D7TSOB	SHELF RECTANGULAR NICHE PURE BRONZE	ea.	\$ 125.19
SNS1D7EB	SHELF RECTANGULAR NICHE PURE BRUSH STN STEE	ea.	\$ 163.80
SNS1D7TSC	SHELF RECTANGULAR NICHE PURE CREAM	ea.	\$ 125.19
SNS1D7TSBG	SHELF RECTANGULAR NICHE PURE GREIGE	ea.	\$ 125.19
SNS1D7MGS	SHELF RECTANGULAR NICHE PURE MATTE BLACK	ea.	\$ 125.19
SNS1D7MBW	SHELF RECTANGULAR NICHE PURE MATTE WHITE	ea.	\$ 125.19
SNS1D7TSSG	SHELF RECTANGULAR NICHE PURE STONE GREY	ea.	\$ 125.19
SNS1D3TSOB	SHELF RECTANGULAR NICHE SQUARE BRONZE	ea.	\$ 132.71
SNS1D3EB	SHELF RECTANGULAR NICHE SQUARE BRUSH STN S	ea.	\$ 170.35
SNS1D3TSC	SHELF RECTANGULAR NICHE SQUARE CREAM	ea.	\$ 132.71
SNS1D3TSBG	SHELF RECTANGULAR NICHE SQUARE GREIGE	ea.	\$ 132.71
SNS1D3MGS	SHELF RECTANGULAR NICHE SQUARE MATTE BLACK	ea.	\$ 132.71
SNS1D3MBW	SHELF RECTANGULAR NICHE SQUARE MATTE WHITE	ea.	\$ 132.71
SNS1D3TSSG	SHELF RECTANGULAR NICHE SQUARE STONE GREY	ea.	\$ 132.71
SNS1D10TSOB	SHELF RECTANGULAR NICHE WAVE BRONZE	ea.	\$ 132.71
SNS1D10EB	SHELF RECTANGULAR NICHE WAVE BRUSH STN STEI	ea.	\$ 170.35
SNS1D10TSC	SHELF RECTANGULAR NICHE WAVE CREAM	ea.	\$ 132.71
SNS1D10TSBG	SHELF RECTANGULAR NICHE WAVE GREIGE	ea.	\$ 132.71
SNS1D10MGS	SHELF RECTANGULAR NICHE WAVE MATTE BLACK	ea.	\$ 132.71
SNS1D10MBW	SHELF RECTANGULAR NICHE WAVE MATTE WHITE	ea.	\$ 132.71
SNS1D10TSSG	SHELF RECTANGULAR NICHE WAVE STONE GREY	ea.	\$ 132.71
SWS1D6TSOB	Shelf Rectangular Wall Curve Bronze	ea.	\$ 128.95
SWS1D6EB	Shelf Rectangular Wall Curve Brush Stn Steel	ea.	\$ 170.35

SCHLUTER

<u>CODE</u>	<u>DESCRIPTION</u>	<u>UNIT -></u>	<u>PRICE</u>
SWS1D6TSC	Shelf Rectangular Wall Curve Cream	ea.	\$ 128.95
SWS1D6TSBG	Shelf Rectangular Wall Curve Greige	ea.	\$ 128.95
SWS1D6MGS	Shelf Rectangular Wall Curve Matte Black	ea.	\$ 128.95
SWS1D6MBW	Shelf Rectangular Wall Curve Matte White	ea.	\$ 128.95
SWS1D6TSSG	Shelf Rectangular Wall Curve Stone Grey	ea.	\$ 128.95
SWS1D5TSOB	Shelf Rectangular Wall Floral Bronze	ea.	\$ 153.98
SWS1D5EB	Shelf Rectangular Wall Floral Brush Stn Steel	ea.	\$ 176.91
SWS1D5TSC	Shelf Rectangular Wall Floral Cream	ea.	\$ 153.98
SWS1D5TSBG	Shelf Rectangular Wall Floral Greige	ea.	\$ 153.98
SWS1D5MGS	Shelf Rectangular Wall Floral Matte Black	ea.	\$ 153.98
SWS1D5MBW	Shelf Rectangular Wall Floral Matte White	ea.	\$ 153.98
SWS1D5TSSG	Shelf Rectangular Wall Floral Stone Grey	ea.	\$ 153.98
SWS1D7TSOB	SHELF RECTANGULAR WALL PURE BRONZE	ea.	\$ 128.95
SWS1D7EB	SHELF RECTANGULAR WALL PURE BRUSH STN STEE	ea.	\$ 170.35
SWS1D7TSC	SHELF RECTANGULAR WALL PURE CREAM	ea.	\$ 128.95
SWS1D7TSBG	SHELF RECTANGULAR WALL PURE GREIGE	ea.	\$ 128.95
SWS1D7MGS	SHELF RECTANGULAR WALL PURE MATTE BLACK	ea.	\$ 128.95
SWS1D7MBW	SHELF RECTANGULAR WALL PURE MATTE WHITE	ea.	\$ 128.95
SWS1D7TSSG	SHELF RECTANGULAR WALL PURE STONE GREY	ea.	\$ 128.95
SWS1D3TSOB	SHELF RECTANGULAR WALL SQUARE BRONZE	ea.	\$ 153.98
SWS1D3EB	SHELF RECTANGULAR WALL SQUARE BRUSH STN ST	ea.	\$ 176.91
SWS1D3TSC	SHELF RECTANGULAR WALL SQUARE CREAM	ea.	\$ 153.98
SWS1D3TSBG	SHELF RECTANGULAR WALL SQUARE GREIGE	ea.	\$ 153.98
SWS1D3MGS	SHELF RECTANGULAR WALL SQUARE MATTE BLACK	ea.	\$ 153.98
SWS1D3MBW	SHELF RECTANGULAR WALL SQUARE MATTE WHITE	ea.	\$ 153.98
SWS1D3TSSG	SHELF RECTANGULAR WALL SQUARE STONE GREY	ea.	\$ 153.98
SWS1D10TSOB	SHELF RECTANGULAR WALL WAVE BRONZE	ea.	\$ 153.98
SWS1D10EB	SHELF RECTANGULAR WALL WAVE BRUSH STN STEE	ea.	\$ 176.91
SWS1D10TSC	SHELF RECTANGULAR WALL WAVE CREAM	ea.	\$ 153.98
SWS1D10TSBG	SHELF RECTANGULAR WALL WAVE GREIGE	ea.	\$ 153.98
SWS1D10MGS	SHELF RECTANGULAR WALL WAVE MATTE BLACK	ea.	\$ 153.98
SWS1D10MBW	SHELF RECTANGULAR WALL WAVE MATTE WHITE	ea.	\$ 153.98
SWS1D10TSSG	SHELF RECTANGULAR WALL WAVE STONE GREY	ea.	\$ 153.98
SES1D6TSOB	Shelf Triangular Corner Curve Bronze	ea.	\$ 110.17
SES1D6EB	Shelf Triangular Corner Curve Brush Stn Steel	ea.	\$ 144.15
SES1D6TSC	Shelf Triangular Corner Curve Cream	ea.	\$ 110.17
SES1D6TSBG	Shelf Triangular Corner Curve Greige	ea.	\$ 110.17
SES1D6MGS	Shelf Triangular Corner Curve Matte Black	ea.	\$ 110.17
SES1D6MBW	Shelf Triangular Corner Curve Matte White	ea.	\$ 110.17
SES1D6TSSG	Shelf Triangular Corner Curve Stone Grey	ea.	\$ 110.17
SES1D5TSOB	Shelf Triangular Corner Floral Bronze	ea.	\$ 117.68
SES1D5EB	Shelf Triangular Corner Floral Brush Stn Steel	ea.	\$ 150.69
SES1D5TSC	Shelf Triangular Corner Floral Cream	ea.	\$ 117.68
SES1D5TSBG	Shelf Triangular Corner Floral Greige	ea.	\$ 117.68
SES1D5MGS	Shelf Triangular Corner Floral Matte Black	ea.	\$ 117.68
SES1D5MBW	Shelf Triangular Corner Floral Matte White	ea.	\$ 117.68
SES1D5TSSG	Shelf Triangular Corner Floral Stone Grey	ea.	\$ 117.68
SES1D7TSOB	SHELF TRIANGULAR CORNER PURE BRONZE	ea.	\$ 110.17
SES1D7EB	SHELF TRIANGULAR CORNER PURE BRUSH STN STEE	ea.	\$ 144.15
SES1D7TSC	SHELF TRIANGULAR CORNER PURE CREAM	ea.	\$ 110.17
SES1D7TSBG	SHELF TRIANGULAR CORNER PURE GREIGE	ea.	\$ 110.17
SES1D7MGS	SHELF TRIANGULAR CORNER PURE MATTE BLACK	ea.	\$ 110.17
SES1D7MBW	SHELF TRIANGULAR CORNER PURE MATTE WHITE	ea.	\$ 110.17
SES1D7TSSG	SHELF TRIANGULAR CORNER PURE STONE GREY	ea.	\$ 110.17
SES1D3TSOB	SHELF TRIANGULAR CORNER SQUARE BRONZE	ea.	\$ 117.68
SES1D3EB	SHELF TRIANGULAR CORNER SQUARE BRUSH STN S	ea.	\$ 150.69
SES1D3TSC	SHELF TRIANGULAR CORNER SQUARE CREAM	ea.	\$ 117.68
SES1D3TSBG	SHELF TRIANGULAR CORNER SQUARE GREIGE	ea.	\$ 117.68
SES1D3MGS	SHELF TRIANGULAR CORNER SQUARE MATTE BLACK	ea.	\$ 117.68
SES1D3MBW	SHELF TRIANGULAR CORNER SQUARE MATTE WHITE	ea.	\$ 117.68
SES1D3TSSG	SHELF TRIANGULAR CORNER SQUARE STONE GREY	ea.	\$ 117.68
SES1D10TSOB	SHELF TRIANGULAR CORNER WAVE BRONZE	ea.	\$ 117.68
SES1D10EB	SHELF TRIANGULAR CORNER WAVE BRUSH STN STE	ea.	\$ 150.69
SES1D10TSC	SHELF TRIANGULAR CORNER WAVE CREAM	ea.	\$ 117.68

SCHLUTER

<u>CODE</u>	<u>DESCRIPTION</u>	<u>UNIT -></u>	<u>PRICE</u>
SES1D10TSBG	SHELF TRIANGULAR CORNER WAVE GREIGE	ea.	\$ 117.68
SES1D10MGS	SHELF TRIANGULAR CORNER WAVE MATTE BLACK	ea.	\$ 117.68
SES1D10MBW	SHELF TRIANGULAR CORNER WAVE MATTE WHITE	ea.	\$ 117.68
SES1D10TSSG	SHELF TRIANGULAR CORNER WAVE STONE GREY	ea.	\$ 117.68
SPRA33EB100	Showerprofile-R 1-5/16" - 1-25/32" L=3' 3"	ea.	\$ 109.40
SPRA33EB140	Showerprofile-R 1-5/16" - 1-25/32" L=4' 7"	ea.	\$ 129.27
SPRA23EB100	Showerprofile-R 29/32" - 1-3/8" L=3' 3"	ea.	\$ 100.37
SPRA23EB140	Showerprofile-R 29/32" - 1-3/8" L=4' 7"	ea.	\$ 115.52
SPSA50EB120	Showerprofile-Sa 3/16" L=47-1/4"	ea.	\$ 99.45
SPSA50EB160	Showerprofile-Sa 3/16" L=63"	ea.	\$ 130.32
SPSA50EB200	Showerprofile-Sa 3/16" L=78-3/4"	ea.	\$ 229.62
SPSB125EB120	Showerprofile-Sb 1/2" L=47-1/4"	ea.	\$ 109.94
SPSB125EB160	Showerprofile-Sb 1/2" L=63"	ea.	\$ 146.58
SPSB125EB200	Showerprofile-Sb 1/2" L=78-3/4"	ea.	\$ 256.23
SPSB100EB120	Showerprofile-Sb 3/8" L=47-1/4"	ea.	\$ 104.69
SPSB100EB160	Showerprofile-Sb 3/8" L=63"	ea.	\$ 132.74
SPSB100EB200	Showerprofile-Sb 3/8" L=78-3/4"	ea.	\$ 256.23
SPWS19AE100	Showerprofile-Ws Splashgrd Trim 3' 3"	ea.	\$ 29.31
SPWS19AE	Showerprofile-Ws Splashgrd Trim 8' 2-1/2"	ea.	\$ 65.52
SPWSC16GS100	Showerprofile-Wsc Semi-Circ Lip Black 3' 3"	ea.	\$ 15.30
SPWSC16GS	Showerprofile-Wsc Semi-Circ Lip Black 8' 2-1/2"	ea.	\$ 33.63
EKSPWSK52AE	Showerprofile-Wsk End Cap Alum Satin	ea.	\$ 6.28
SPWSK52AE100	Showerprofile-Wsk Splashgrd Trim Retro 3' 3"	ea.	\$ 34.36
SPWSK52AE	Showerprofile-Wsk Splashgrd Trim Retro 8' 2-1/2"	ea.	\$ 78.37
SPWSL30T100	Showerprofile-Wsl Straight Lip Transp 3' 3"	ea.	\$ 21.11
SPWSL30T	Showerprofile-Wsl Straight Lip Transp 8' 2-1/2"	ea.	\$ 47.03
GS25B	Trep-B 1" Alum 2-1/8" Tread Black	ea.	\$ 116.75
GS25B150	Trep-B 1" Alum 2-1/8" Tread Black 4' 11"	ea.	\$ 72.97
G25B	Trep-B 1" Alum 2-1/8" Tread Grey	ea.	\$ 116.75
G25B150	Trep-B 1" Alum 2-1/8" Tread Grey 4' 11"	ea.	\$ 72.97
HB25B	Trep-B 1" Alum 2-1/8" Tread Lt Beige	ea.	\$ 116.75
HB25B150	Trep-B 1" Alum 2-1/8" Tread Lt Beige 4' 11"	ea.	\$ 72.97
NB25B	Trep-B 1" Alum 2-1/8" Tread Nut Brn	ea.	\$ 116.75
NB25B150	Trep-B 1" Alum 2-1/8" Tread Nut Brn 4' 11"	ea.	\$ 72.97
CG25B	Trep-B 1" Alum 2-1/8" Tread Yellow	ea.	\$ 116.75
CG25B150	Trep-B 1" Alum 2-1/8" Tread Yellow 4' 11"	ea.	\$ 72.97
TAB25	Trep-B 1" Support 2-1/8" Alum	ea.	\$ 79.88
TAB25150	Trep-B 1" Support 2-1/8" Alum 4' 11"	ea.	\$ 39.94
GS12B	Trep-B 1/2" Alum 2-1/8" Tread Black	ea.	\$ 108.27
GS12B150	Trep-B 1/2" Alum 2-1/8" Tread Black 4' 11"	ea.	\$ 67.66
G12B	Trep-B 1/2" Alum 2-1/8" Tread Grey	ea.	\$ 108.27
G12B150	Trep-B 1/2" Alum 2-1/8" Tread Grey 4' 11"	ea.	\$ 67.66
HB12B	Trep-B 1/2" Alum 2-1/8" Tread Lt Beige	ea.	\$ 108.27
HB12B150	Trep-B 1/2" Alum 2-1/8" Tread Lt Beige 4' 11"	ea.	\$ 67.66
NB12B	Trep-B 1/2" Alum 2-1/8" Tread Nut Brn	ea.	\$ 108.27
CG12B	Trep-B 1/2" Alum 2-1/8" Tread Yellow	ea.	\$ 108.27
CG12B150	Trep-B 1/2" Alum 2-1/8" Tread Yellow 4' 11"	ea.	\$ 67.66
TAB12	Trep-B 1/2" Support 2-1/8" Alum	ea.	\$ 71.24
TAB12150	Trep-B 1/2" Support 2-1/8" Alum 4' 11"	ea.	\$ 35.62
GS10B	Trep-B 3/8" Alum 2-1/8" Tread Black	ea.	\$ 103.64
GS10B150	Trep-B 3/8" Alum 2-1/8" Tread Black 4' 11"	ea.	\$ 64.78
G10B	Trep-B 3/8" Alum 2-1/8" Tread Grey	ea.	\$ 103.64
G10B150	Trep-B 3/8" Alum 2-1/8" Tread Grey 4' 11"	ea.	\$ 64.78
HB10B	Trep-B 3/8" Alum 2-1/8" Tread Lt Beige	ea.	\$ 103.64
HB10B150	Trep-B 3/8" Alum 2-1/8" Tread Lt Beige 4' 11"	ea.	\$ 64.78
NB10B	Trep-B 3/8" Alum 2-1/8" Tread Nut Brn	ea.	\$ 103.64
NB10B150	Trep-B 3/8" Alum 2-1/8" Tread Nut Brn 4' 11"	ea.	\$ 64.78
NB12B150	Trep-B 3/8" Alum 2-1/8" Tread Nut Brn 4' 11"	ea.	\$ 67.66
CG10B	Trep-B 3/8" Alum 2-1/8" Tread Yellow	ea.	\$ 103.64
CG10B150	Trep-B 3/8" Alum 2-1/8" Tread Yellow 4' 11"	ea.	\$ 64.78
TAB10	Trep-B 3/8" Support 2-1/8" Alum	ea.	\$ 66.52
TAB10150	Trep-B 3/8" Support 2-1/8" Alum 4' 11"	ea.	\$ 33.26
GS8B	Trep-B 5/16" Alum 2-1/8" Tread Black	ea.	\$ 97.77
GS8B150	Trep-B 5/16" Alum 2-1/8" Tread Black 4' 11"	ea.	\$ 61.10

SCHLUTER

<u>CODE</u>	<u>DESCRIPTION</u>	<u>UNIT -></u>	<u>PRICE</u>
G8B	Trep-B 5/16" Alum 2-1/8" Tread Grey	ea.	\$ 97.77
G8B150	Trep-B 5/16" Alum 2-1/8" Tread Grey 4' 11"	ea.	\$ 61.10
HB8B	Trep-B 5/16" Alum 2-1/8" Tread Lt Beige	ea.	\$ 97.77
HB8B150	Trep-B 5/16" Alum 2-1/8" Tread Lt Beige 4' 11"	ea.	\$ 61.10
NB8B	Trep-B 5/16" Alum 2-1/8" Tread Nut Brn	ea.	\$ 97.77
NB8B150	Trep-B 5/16" Alum 2-1/8" Tread Nut Brn 4' 11"	ea.	\$ 61.10
CG8B	Trep-B 5/16" Alum 2-1/8" Tread Yellow	ea.	\$ 97.77
CG8B150	Trep-B 5/16" Alum 2-1/8" Tread Yellow 4' 11"	ea.	\$ 61.10
TAB8	Trep-B 5/16" Support 2-1/8" Alum	ea.	\$ 60.54
TAB8150	Trep-B 5/16" Support 2-1/8" Alum 4' 11"	ea.	\$ 30.27
TAB15	Trep-B 5/8" Support 2-1/8" Alum	ea.	\$ 77.20
TAB15150	Trep-B 5/8" Support 2-1/8" Alum 4' 11"	ea.	\$ 38.60
GS15B	Trep-B 9/16" Alum 2-1/8" Tread Black	ea.	\$ 114.13
GS15B150	Trep-B 9/16" Alum 2-1/8" Tread Black 4' 11"	ea.	\$ 71.34
G15B	Trep-B 9/16" Alum 2-1/8" Tread Grey	ea.	\$ 114.13
G15B150	Trep-B 9/16" Alum 2-1/8" Tread Grey 4' 11"	ea.	\$ 71.34
HB15B	Trep-B 9/16" Alum 2-1/8" Tread Lt Beige	ea.	\$ 114.13
HB15B150	Trep-B 9/16" Alum 2-1/8" Tread Lt Beige 4'11"	ea.	\$ 71.34
NB15B	Trep-B 9/16" Alum 2-1/8" Tread Nut Brn	ea.	\$ 114.13
NB15B150	Trep-B 9/16" Alum 2-1/8" Tread Nut Brn 4' 11"	ea.	\$ 71.34
CG15B	Trep-B 9/16" Alum 2-1/8" Tread Yellow	ea.	\$ 114.13
CG15B150	Trep-B 9/16" Alum 2-1/8" Tread Yellow 4' 11"	ea.	\$ 71.34
E52GS	Trep-B End Cap Pvc Black	ea.	\$ 2.44
E52G	Trep-B End Cap Pvc Grey	ea.	\$ 2.44
E52HB	Trep-B End Cap Pvc Lt Beige	ea.	\$ 2.44
E52NB	Trep-B End Cap Pvc Nut Brn	ea.	\$ 2.44
E52CG	Trep-B End Cap Pvc Yellow	ea.	\$ 2.44
PEA52GS50	Trep-B Rplcmt 2-1/8" Tread Black 50'	ea.	\$ 239.09
PEA52GS	Trep-B Rplcmt 2-1/8" Tread Black 8' 2-1/2"	ea.	\$ 38.35
PEA52GS300	Trep-B Rplcmt 2-1/8" Tread Black 9' 10"	ea.	\$ 47.68
PEA52G50	Trep-B Rplcmt 2-1/8" Tread Grey 50'	ea.	\$ 239.09
PEA52G	Trep-B Rplcmt 2-1/8" Tread Grey 8' 2-1/2"	ea.	\$ 38.35
PEA52G300	Trep-B Rplcmt 2-1/8" Tread Grey 9' 10"	ea.	\$ 47.68
PEA52HB50	Trep-B Rplcmt 2-1/8" Tread Lt Beige 50'	ea.	\$ 239.09
PEA52HB	Trep-B Rplcmt 2-1/8" Tread Lt Beige 8' 2-1/2"	ea.	\$ 38.35
PEA52HB300	Trep-B Rplcmt 2-1/8" Tread Lt Beige 9' 10"	ea.	\$ 47.68
PEA52NB50	Trep-B Rplcmt 2-1/8" Tread Nut Brn 50'	ea.	\$ 239.09
PEA52NB	Trep-B Rplcmt 2-1/8" Tread Nut Brn 8' 2-1/2"	ea.	\$ 38.35
PEA52NB300	Trep-B Rplcmt 2-1/8" Tread Nut Brn 9' 10"	ea.	\$ 47.68
PEA52CG50	Trep-B Rplcmt 2-1/8" Tread Yellow 50'	ea.	\$ 239.09
PEA52CG	Trep-B Rplcmt 2-1/8" Tread Yellow 8' 2-1/2"	ea.	\$ 38.35
PEA52CG300	Trep-B Rplcmt 2-1/8" Tread Yellow 9' 10"	ea.	\$ 47.68
ETE	Trep-E End Cap Stn Steel	ea.	\$ 3.68
TE250	Trep-E Stair Nosing 1" Stn Steel	ea.	\$ 78.35
TE250150	Trep-E Stair Nosing 1" Stn Steel 4' 11"	ea.	\$ 48.96
TE50	Trep-E Stair Nosing 3/16" Stn Steel	ea.	\$ 64.87
TE50150	Trep-E Stair Nosing 3/16" Stn Steel 4' 11"	ea.	\$ 40.55
TE20	Trep-E Stair Nosing 3/32" Stn Steel	ea.	\$ 62.72
TE20150	Trep-E Stair Nosing 3/32" Stn Steel 4'11"	ea.	\$ 39.18
TE80	Trep-E Stair Nosing 5/16" Stn Steel	ea.	\$ 66.88
TE80150	Trep-E Stair Nosing 5/16" Stn Steel 4' 11"	ea.	\$ 41.79
TE80V4A	Trep-E Stair Nosing 5/16" Stn Steel V4A	ea.	\$ 73.58
TE80150V4A	Trep-E Stair Nosing 5/16" Stn Steel V4A 4' 11"	ea.	\$ 45.97
TE160	Trep-E Stair Nosing 5/8" Stn Steel	ea.	\$ 72.16
TE160150	Trep-E Stair Nosing 5/8" Stn Steel 4' 11"	ea.	\$ 45.11
TE160V4A	Trep-E Stair Nosing 5/8" Stn Steel V4A	ea.	\$ 79.39
TE160150V4A	Trep-E Stair Nosing 5/8" Stn Steel V4A 4' 11"	ea.	\$ 49.60
TE110	Trep-E Stair Nosing 7/16" Stn Steel	ea.	\$ 68.77
TE110150	Trep-E Stair Nosing 7/16" Stn Steel 4' 11"	ea.	\$ 42.98
TE110V4A	Trep-E Stair Nosing 7/16" Stn Steel V4A	ea.	\$ 75.65
TE110150V4A	Trep-E Stair Nosing 7/16" Stn Steel V4A 4' 11"	ea.	\$ 47.27
TEF56KV4A	Trep-Efk Non-Slip Stair Tread Stn Steel	ea.	\$ 89.44
TEK	Trep-Ek Stair Nosing Retro Stn Steel	ea.	\$ 53.02
TEK150	Trep-Ek Stair Nosing Retro Stn Steel 4' 11"	ea.	\$ 31.82

SCHLUTER

<u>CODE</u>	<u>DESCRIPTION</u>	<u>UNIT -></u>	<u>PRICE</u>
EFLAE	Trep-FI End Cap Alum Satin	ea.	\$ 2.46
EFLEB	Trep-FI End Cap Brush Stn Steel	ea.	\$ 5.37
FL125AE	Trep-FI Stair Trim 1/2" Alum Satin	ea.	\$ 41.07
FL125AE150	Trep-FI Stair Trim 1/2" Alum Satin 4' 11"	ea.	\$ 30.57
FL125EB	Trep-FI Stair Trim 1/2" Brush Stn Steel	ea.	\$ 98.39
FL125EB150	Trep-FI Stair Trim 1/2" Brush Stn Steel 4' 11"	ea.	\$ 59.04
FL125E	Trep-FI Stair Trim 1/2" Stn Steel	ea.	\$ 81.99
FL125E150	Trep-FI Stair Trim 1/2" Stn Steel 4' 11"	ea.	\$ 49.21
FL90AE	Trep-FI Stair Trim 11/32" Alum Satin	ea.	\$ 39.43
FL90AE150	Trep-FI Stair Trim 11/32" Alum Satin 4' 11"	ea.	\$ 27.92
FL90EB	Trep-FI Stair Trim 11/32" Brush Stn Steel	ea.	\$ 90.27
FL90EB150	Trep-FI Stair Trim 11/32" Brush Stn Steel 4' 11"	ea.	\$ 54.16
FL90E	Trep-FI Stair Trim 11/32" Stn Steel	ea.	\$ 75.22
FL90E150	Trep-FI Stair Trim 11/32" Stn Steel 4' 11"	ea.	\$ 45.14
FL110AE	Trep-FI Stair Trim 7/16" Alum Satin	ea.	\$ 40.26
FL110AE150	Trep-FI Stair Trim 7/16" Alum Satin 4' 11"	ea.	\$ 28.43
FL110EB	Trep-FI Stair Trim 7/16" Brush Stn Steel	ea.	\$ 94.20
FL110EB150	Trep-FI Stair Trim 7/16" Brush Stn Steel 4' 11"	ea.	\$ 56.52
FL110E	Trep-FI Stair Trim 7/16" Stn Steel	ea.	\$ 78.50
FL110E150	Trep-FI Stair Trim 7/16" Stn Steel 4' 11"	ea.	\$ 47.10
GBEB90GS	Trep-Gb 2-5/32" Stair 11/32" Ss Black	ea.	\$ 208.97
GBEB90GS150	Trep-Gb 2-5/32" Stair 11/32" Ss Black 4' 11"	ea.	\$ 131.63
GBEB90T	Trep-Gb 2-5/32" Stair 11/32" Ss Clear	ea.	\$ 208.97
GBEB90T150	Trep-Gb 2-5/32" Stair 11/32" Ss Clear 4' 11"	ea.	\$ 131.63
GBEB110GS	Trep-Gb 2-5/32" Stair 3/8" Ss Black	ea.	\$ 210.43
GBEB110GS150	Trep-Gb 2-5/32" Stair 3/8" Ss Black 4' 11"	ea.	\$ 132.55
GBEB110T	Trep-Gb 2-5/32" Stair 3/8" Ss Clear	ea.	\$ 210.43
GBEB110T150	Trep-Gb 2-5/32" Stair 3/8" Ss Clear 4' 11"	ea.	\$ 132.55
GBEB130GS	Trep-Gb 2-5/32" Stair 33/64" Ss Black	ea.	\$ 212.20
GBEB130GS150	Trep-Gb 2-5/32" Stair 33/64" Ss Black 4' 11"	ea.	\$ 133.65
GBEB130T	Trep-Gb 2-5/32" Stair 33/64" Ss Clear	ea.	\$ 212.20
GBEB130T150	Trep-Gb 2-5/32" Stair 33/64" Ss Clear 4' 11"	ea.	\$ 133.65
GBEB150GS	Trep-Gb 2-5/32" Stair 9/16" Ss Black	ea.	\$ 213.93
GBEB150GS150	Trep-Gb 2-5/32" Stair 9/16" Ss Black 4' 11"	ea.	\$ 134.75
GBEB150T	Trep-Gb 2-5/32" Stair 9/16" Ss Clear	ea.	\$ 213.93
GBEB150T150	Trep-Gb 2-5/32" Stair 9/16" Ss Clear 4' 11"	ea.	\$ 134.75
EGBEB	Trep-Gb End Cap 2-5/32" Brush Stn Steel	ea.	\$ 5.55
GBKB183GS	Trep-Gb Replacement Tread Black 60'	ea.	\$ 386.10
GBKB183T	Trep-Gb Replacement Tread Clear 60'	ea.	\$ 386.10
GBEBKGS	Trep-Gkb 2-3/8" Stair Retro Ss Black	ea.	\$ 183.56
GBEBKGS150	Trep-Gkb 2-3/8" Stair Retro Ss Black 4' 11"	ea.	\$ 115.61
GBEBKT	Trep-Gkb 2-3/8" Stair Retro Ss Clear	ea.	\$ 183.56
GBEBKT150	Trep-Gkb 2-3/8" Stair Retro Ss Clear 4' 11"	ea.	\$ 115.61
GSEBKGS	Trep-Gks 1-3/8" Stair Retro Ss Black	ea.	\$ 137.75
GSEBKGS150	Trep-Gks 1-3/8" Stair Retro Ss Black 4' 11"	ea.	\$ 87.33
GSEBKT	Trep-Gks 1-3/8" Stair Retro Ss Clear	ea.	\$ 137.75
GSEBKT150	Trep-Gks 1-3/8" Stair Retro Ss Clear 4' 11"	ea.	\$ 87.33
GSEB90GS	Trep-Gs 1-3/16" Stair 11/32" Ss Black	ea.	\$ 162.87
GSEB90GS150	Trep-Gs 1-3/16" Stair 11/32" Ss Black 4' 11"	ea.	\$ 103.17
GSEB90T	Trep-Gs 1-3/16" Stair 11/32" Ss Clear	ea.	\$ 162.87
GSEB90T150	Trep-Gs 1-3/16" Stair 11/32" Ss Clear 4' 11"	ea.	\$ 103.17
GSEB130GS	Trep-Gs 1-3/16" Stair 33/64" Ss Black	ea.	\$ 166.37
GSEB130GS150	Trep-Gs 1-3/16" Stair 33/64" Ss Black 4' 11"	ea.	\$ 105.38
GSEB130T	Trep-Gs 1-3/16" Stair 33/64" Ss Clear	ea.	\$ 166.37
GSEB130T150	Trep-Gs 1-3/16" Stair 33/64" Ss Clear 4' 11"	ea.	\$ 105.38
GSEB110GS	Trep-Gs 1-3/16" Stair 7/16" Ss Black	ea.	\$ 164.63
GSEB110GS150	Trep-Gs 1-3/16" Stair 7/16" Ss Black 4' 11"	ea.	\$ 104.25
GSEB110T	Trep-Gs 1-3/16" Stair 7/16" Ss Clear	ea.	\$ 164.63
GSEB110T150	Trep-Gs 1-3/16" Stair 7/16" Ss Clear 4' 11"	ea.	\$ 104.25
GSEB150GS	Trep-Gs 1-3/16" Stair 9/16" Ss Black	ea.	\$ 169.18
GSEB150GS150	Trep-Gs 1-3/16" Stair 9/16" Ss Black 4' 11"	ea.	\$ 106.98
GSEB150T	Trep-Gs 1-3/16" Stair 9/16" Ss Clear	ea.	\$ 169.18
GSEB150T150	Trep-Gs 1-3/16" Stair 9/16" Ss Clear 4' 11"	ea.	\$ 106.98
EGSEB	Trep-Gs End Cap 1-3/16" Brush Stn Steel	ea.	\$ 5.55

SCHLUTER

<u>CODE</u>	<u>DESCRIPTION</u>	<u>UNIT -></u>	<u>PRICE</u>
GSKB183GS	Trep-Gs Replacement Tread Black 60'	ea.	\$ 216.18
GSKB183T	Trep-Gs Replacement Tread Clear 60'	ea.	\$ 216.18
GS12S	Trep-S 1/2" Alum 1-1/32" Tread Black	ea.	\$ 75.04
GS12S150	Trep-S 1/2" Alum 1-1/32" Tread Black 4' 11"	ea.	\$ 46.68
G12S	Trep-S 1/2" Alum 1-1/32" Tread Grey	ea.	\$ 75.04
G12S150	Trep-S 1/2" Alum 1-1/32" Tread Grey 4' 11"	ea.	\$ 46.68
HB12S	Trep-S 1/2" Alum 1-1/32" Tread Lt Beige	ea.	\$ 75.04
HB12S150	Trep-S 1/2" Alum 1-1/32" Tread Lt Beige 4' 11"	ea.	\$ 46.68
NB12S	Trep-S 1/2" Alum 1-1/32" Tread Nut Brn	ea.	\$ 75.04
NB12S150	Trep-S 1/2" Alum 1-1/32" Tread Nut Brn 4' 11"	ea.	\$ 46.68
CG12S	Trep-S 1/2" Alum 1-1/32" Tread Yellow	ea.	\$ 75.04
CG12S150	Trep-S 1/2" Alum 1-1/32" Tread Yellow 4' 11"	ea.	\$ 46.68
TAS12	Trep-S 1/2" Support 1-1/32" Alum	ea.	\$ 50.18
TAS12150	Trep-S 1/2" Support 1-1/32" Alum 4' 11"	ea.	\$ 25.10
GS10S	Trep-S 3/8" Alum 1-1/32" Tread Black	ea.	\$ 70.58
GS10S150	Trep-S 3/8" Alum 1-1/32" Tread Black 4' 11"	ea.	\$ 44.37
G10S	Trep-S 3/8" Alum 1-1/32" Tread Grey	ea.	\$ 70.58
G10S150	Trep-S 3/8" Alum 1-1/32" Tread Grey 4' 11"	ea.	\$ 44.37
HB10S	Trep-S 3/8" Alum 1-1/32" Tread Lt Beige	ea.	\$ 70.58
HB10S150	Trep-S 3/8" Alum 1-1/32" Tread Lt Beige 4' 11"	ea.	\$ 44.37
NB10S	Trep-S 3/8" Alum 1-1/32" Tread Nut Brn	ea.	\$ 70.58
NB10S150	Trep-S 3/8" Alum 1-1/32" Tread Nut Brn 4' 11"	ea.	\$ 44.37
CG10S	Trep-S 3/8" Alum 1-1/32" Tread Yellow	ea.	\$ 70.58
CG10S150	Trep-S 3/8" Alum 1-1/32" Tread Yellow 4' 11"	ea.	\$ 44.37
TAS10	Trep-S 3/8" Support 1-1/32" Alum	ea.	\$ 45.74
TAS10150	Trep-S 3/8" Support 1-1/32" Alum 4' 11"	ea.	\$ 22.87
GS8S	Trep-S 5/16" Alum 1-1/32" Tread Black	ea.	\$ 67.95
GS8S150	Trep-S 5/16" Alum 1-1/32" Tread Black 4' 11"	ea.	\$ 43.22
G8S	Trep-S 5/16" Alum 1-1/32" Tread Grey	ea.	\$ 67.95
G8S150	Trep-S 5/16" Alum 1-1/32" Tread Grey 4' 11"	ea.	\$ 43.22
HB8S	Trep-S 5/16" Alum 1-1/32" Tread Lt Beige	ea.	\$ 67.95
HB8S150	Trep-S 5/16" Alum 1-1/32" Tread Lt Beige 4' 11"	ea.	\$ 43.22
NB8S	Trep-S 5/16" Alum 1-1/32" Tread Nut Brn	ea.	\$ 67.95
NB8S150	Trep-S 5/16" Alum 1-1/32" Tread Nut Brn 4' 11"	ea.	\$ 43.22
CG8S	Trep-S 5/16" Alum 1-1/32" Tread Yellow	ea.	\$ 67.95
CG8S150	Trep-S 5/16" Alum 1-1/32" Tread Yellow 4' 11"	ea.	\$ 43.22
TAS8	Trep-S 5/16" Support 1-1/32" Alum	ea.	\$ 43.14
TAS8150	Trep-S 5/16" Support 1-1/32" Alum 4' 11"	ea.	\$ 21.57
PEA26GS50	Trep-S Rplcmt 1-1/32" Tread Black 50'	ea.	\$ 148.29
PEA26GS	Trep-S Rplcmt 1-1/32" Tread Black 8' 2-1/2"	ea.	\$ 23.73
PEA26GS300	Trep-S Rplcmt 1-1/32" Tread Black 9' 10"	ea.	\$ 29.66
PEA26G50	Trep-S Rplcmt 1-1/32" Tread Grey 50'	ea.	\$ 148.29
PEA26G	Trep-S Rplcmt 1-1/32" Tread Grey 8' 2-1/2"	ea.	\$ 23.73
PEA26G300	Trep-S Rplcmt 1-1/32" Tread Grey 9' 10"	ea.	\$ 29.66
PEA26HB50	Trep-S Rplcmt 1-1/32" Tread Lt Beige 50'	ea.	\$ 148.29
PEA26HB	Trep-S Rplcmt 1-1/32" Tread Lt Beige 8' 2-1/2"	ea.	\$ 23.73
PEA26HB300	Trep-S Rplcmt 1-1/32" Tread Lt Beige 9' 10"	ea.	\$ 29.66
PEA26NB50	Trep-S Rplcmt 1-1/32" Tread Nut Brn 50'	ea.	\$ 148.29
PEA26NB	Trep-S Rplcmt 1-1/32" Tread Nut Brn 8' 2-1/2"	ea.	\$ 23.73
PEA26NB300	Trep-S Rplcmt 1-1/32" Tread Nut Brn 9' 10"	ea.	\$ 29.66
PEA26CG50	Trep-S Rplcmt 1-1/32" Tread Yellow 50'	ea.	\$ 148.29
PEA26CG	Trep-S Rplcmt 1-1/32" Tread Yellow 8' 2-1/2"	ea.	\$ 23.73
PEA26CG300	Trep-S Rplcmt 1-1/32" Tread Yellow 9' 10"	ea.	\$ 29.66
CG12SE	Trep-Se 1/2" Ss 1-1/32" Tread Yellow	ea.	\$ 109.38
GS12SE	Trep-Se 1/2" Ss 1-1/32" Tread Black	ea.	\$ 109.38
G12SE	Trep-Se 1/2" Ss 1-1/32" Tread Grey	ea.	\$ 109.38
G12SE150	Trep-Se 1/2" Ss 1-1/32" Tread Grey 4' 11"	ea.	\$ 67.74
HB12SE	Trep-Se 1/2" Ss 1-1/32" Tread Lt Beige	ea.	\$ 109.38
HB12SE150	Trep-Se 1/2" Ss 1-1/32" Tread Lt Beige 4' 11"	ea.	\$ 67.74
NB12SE	Trep-Se 1/2" Ss 1-1/32" Tread Nut Brn	ea.	\$ 109.38
NB12SE150	Trep-Se 1/2" Ss 1-1/32" Tread Nut Brn 4' 11"	ea.	\$ 67.74
CG12SE150	Trep-Se 1/2" Ss 1-1/32" Tread Yellow 4' 11"	ea.	\$ 67.74
GS12SE150	Trep-Se 1/2" Ss 2-1/8" Tread Black 4' 11"	ea.	\$ 67.74
TES12	Trep-Se 1/2" Support 1-1/32" Stn Steel	ea.	\$ 85.07

SCHLUTER

<u>CODE</u>	<u>DESCRIPTION</u>	<u>UNIT -></u>	<u>PRICE</u>
TES12150	Trep-Se 1/2" Support 1-1/32" Stn Steel 4' 11"	ea.	\$ 49.57
GS10SE	Trep-Se 3/8" Ss 1-1/32" Tread Black	ea.	\$ 105.36
GS10SE150	Trep-Se 3/8" Ss 1-1/32" Tread Black 4' 11"	ea.	\$ 66.08
G10SE	Trep-Se 3/8" Ss 1-1/32" Tread Grey	ea.	\$ 105.36
G10SE150	Trep-Se 3/8" Ss 1-1/32" Tread Grey 4' 11"	ea.	\$ 66.08
HB10SE	Trep-Se 3/8" Ss 1-1/32" Tread Lt Beige	ea.	\$ 105.36
HB10SE150	Trep-Se 3/8" Ss 1-1/32" Tread Lt Beige 4' 11"	ea.	\$ 66.08
NB10SE	Trep-Se 3/8" Ss 1-1/32" Tread Nut Brn	ea.	\$ 105.36
NB10SE150	Trep-Se 3/8" Ss 1-1/32" Tread Nut Brn 4' 11"	ea.	\$ 66.08
CG10SE	Trep-Se 3/8" Ss 1-1/32" Tread Yellow	ea.	\$ 105.36
CG10SE150	Trep-Se 3/8" Ss 1-1/32" Tread Yellow 4' 11"	ea.	\$ 66.08
TES10	Trep-Se 3/8" Support 1-1/32" Stn Steel	ea.	\$ 82.10
TES10150	Trep-Se 3/8" Support 1-1/32" Stn Steel 4' 11"	ea.	\$ 48.31
GS8SE	Trep-Se 5/16" Ss 1-1/32" Tread Black	ea.	\$ 102.18
GS8SE150	Trep-Se 5/16" Ss 1-1/32" Tread Black 4' 11"	ea.	\$ 63.87
G8SE	Trep-Se 5/16" Ss 1-1/32" Tread Grey	ea.	\$ 102.18
G8SE150	Trep-Se 5/16" Ss 1-1/32" Tread Grey 4' 11"	ea.	\$ 63.87
HB8SE	Trep-Se 5/16" Ss 1-1/32" Tread Lt Beige	ea.	\$ 102.18
HB8SE150	Trep-Se 5/16" Ss 1-1/32" Tread Lt Beige 4' 11"	ea.	\$ 63.87
NB8SE	Trep-Se 5/16" Ss 1-1/32" Tread Nut Brn	ea.	\$ 102.18
NB8SE150	Trep-Se 5/16" Ss 1-1/32" Tread Nut Brn 4' 11"	ea.	\$ 63.87
CG8SE	Trep-Se 5/16" Ss 1-1/32" Tread Yellow	ea.	\$ 102.18
CG8SE150	Trep-Se 5/16" Ss 1-1/32" Tread Yellow 4' 11"	ea.	\$ 63.87
TES8	Trep-Se 5/16" Support 1-1/32" Stn Steel	ea.	\$ 78.14
TES8150	Trep-Se 5/16" Support 1-1/32" Stn Steel 4' 11"	ea.	\$ 47.78
PE26GS	Trep-Se Rplcmt 1-1/32" Tread Black 8' 2-1/2"	ea.	\$ 23.73
PE26GS300	Trep-Se Rplcmt 1-1/32" Tread Black 9' 10"	ea.	\$ 29.66
PE26G	Trep-Se Rplcmt 1-1/32" Tread Grey 8' 2-1/2"	ea.	\$ 23.73
PE26G300	Trep-Se Rplcmt 1-1/32" Tread Grey 9' 10"	ea.	\$ 29.66
PE26HB	Trep-Se Rplcmt 1-1/32" Tread Lt Beige 8' 2-1/2"	ea.	\$ 23.73
PE26HB300	Trep-Se Rplcmt 1-1/32" Tread Lt Beige 9' 10"	ea.	\$ 29.66
PE26NB	Trep-Se Rplcmt 1-1/32" Tread Nut Brn 8' 2-1/2"	ea.	\$ 23.73
PE26NB300	Trep-Se Rplcmt 1-1/32" Tread Nut Brn 9' 10"	ea.	\$ 29.66
PE26CG	Trep-Se Rplcmt 1-1/32" Tread Yellow 8' 2-1/2"	ea.	\$ 23.73
PE26CG300	Trep-Se Rplcmt 1-1/32" Tread Yellow 9' 10"	ea.	\$ 29.66
E26GS	Trep-Se/-S End Cap Pvc Black	ea.	\$ 2.25
E26G	Trep-Se/-S End Cap Pvc Grey	ea.	\$ 2.25
E26HB	Trep-Se/-S End Cap Pvc Lt Beige	ea.	\$ 2.25
E26NB	Trep-Se/-S End Cap Pvc Nut Brn	ea.	\$ 2.25
E26CG	Trep-Se/-S End Cap Pvc Yellow	ea.	\$ 2.25
TAP50AE	Trep-Tap 2" Stair Riser Alum Satin	ea.	\$ 39.90
TAP50AE100	Trep-Tap 2" Stair Riser Alum Satin 3' 3"	ea.	\$ 19.26
TAP50AE150	Trep-Tap 2" Stair Riser Alum Satin 4' 11"	ea.	\$ 26.15
TAPR61AE	Trep-Tap 2-7/32" Stair Riser Alum Satin	ea.	\$ 41.09
TAPR61AE150	Trep-Tap 2-7/32" Stair Riser Alum Satin 4' 11"	ea.	\$ 25.08
TLAP1	Troba-Level-Ap 1 Leveling Shim (250/Bag)	ea.	\$ 68.65
TLLV310	Troba-Level-Lv 3 Stack Paver Support (10)	ea.	\$ 81.24
TLPL1010	Troba-Level-Pl 10 Stack Paver Support (10)	ea.	\$ 45.09
TLPLA3010	Troba-Level-Pla 30 Stack Paver Support Ext (10)	ea.	\$ 52.20
TLPLA706	Troba-Level-Pla 70 Adjst Paver Support Ext (6)	ea.	\$ 68.58
TLPLS6	Troba-Level-Pls 6 Protective Pad (10/Pack)	ea.	\$ 42.64
TLPLV606	Troba-Level-Plv 60 Adjust Paver Support (6)	ea.	\$ 104.30
TROBAPLUS8	Troba-Plus Drainage Membrane 3'3" X 41' = 134.5 Sf	ea.	\$ 419.06
TZFK3	Troba-Zfk Joint Spacer (50/Bag)	ea.	\$ 25.91
VPRO60ABGB	Vinpro-Ro Bullnose 1/4" Alum Brush Bronze		<i>Discontinued</i>
VPRO60ACGB	Vinpro-Ro Bullnose 1/4" Alum Brush Chrome		<i>Discontinued</i>
VPRO60ATGB	Vinpro-Ro Bullnose 1/4" Alum Brush Nickel		<i>Discontinued</i>
VPRO30ABGB	Vinpro-Ro Bullnose 1/8" Alum Brush Bronze	ea.	\$ 31.46
VPRO30ACGB	Vinpro-Ro Bullnose 1/8" Alum Brush Chrome	ea.	\$ 30.14
VPRO30ATGB	Vinpro-Ro Bullnose 1/8" Alum Brush Nickel	ea.	\$ 31.46
VPRO50ABGB	Vinpro-Ro Bullnose 13/64" Alum Brush Bronze	ea.	\$ 32.76
VPRO50ACGB	Vinpro-Ro Bullnose 13/64" Alum Brush Chrome	ea.	\$ 31.46
VPRO50ATGB	Vinpro-Ro Bullnose 13/64" Alum Brush Nickel	ea.	\$ 32.76
VPRO40ABGB	Vinpro-Ro Bullnose 5/32" Alum Brush Bronze	ea.	\$ 32.11

SCHLUTER

<u>CODE</u>	<u>DESCRIPTION</u>	<u>UNIT -></u>	<u>PRICE</u>
VPRO40ACGB	Vinpro-Ro Bullnose 5/32" Alum Brush Chrome	ea.	\$ 30.79
VPRO40ATGB	Vinpro-Ro Bullnose 5/32" Alum Brush Nickel	ea.	\$ 32.11
VPS60ABGB	Vinpro-S Edge Trim 1/4" Alum Brush Bronze		<i>Discontinued</i>
VPS60ACGB	Vinpro-S Edge Trim 1/4" Alum Brush Chrome		<i>Discontinued</i>
VPS60ATGB	Vinpro-S Edge Trim 1/4" Alum Brush Nickel		<i>Discontinued</i>
VPS30ABGB	Vinpro-S Edge Trim 1/8" Alum Brush Bronze	ea.	\$ 25.13
VPS30ACGB	Vinpro-S Edge Trim 1/8" Alum Brush Chrome	ea.	\$ 22.47
VPS30ATGB	Vinpro-S Edge Trim 1/8" Alum Brush Nickel	ea.	\$ 23.85
VPS50ABGB	Vinpro-S Edge Trim 13/64" Alum Brush Bronze	ea.	\$ 25.74
VPS50ACGB	Vinpro-S Edge Trim 13/64" Alum Brush Chrome	ea.	\$ 22.79
VPS50ATGB	Vinpro-S Edge Trim 13/64" Alum Brush Nickel	ea.	\$ 24.30
VPS40ABGB	Vinpro-S Edge Trim 5/32" Alum Brush Bronze	ea.	\$ 25.44
VPS40ACGB	Vinpro-S Edge Trim 5/32" Alum Brush Chrome	ea.	\$ 22.59
VPS40ATGB	Vinpro-S Edge Trim 5/32" Alum Brush Nickel	ea.	\$ 24.11
VPST60ABGB	Vinpro-Step 1/4" Alum Brush Bronze		<i>Discontinued</i>
VPST60ACGB	Vinpro-Step 1/4" Alum Brush Chrome		<i>Discontinued</i>
VPST60ATGB	Vinpro-Step 1/4" Alum Brush Nickel		<i>Discontinued</i>
VPST30ABGB	Vinpro-Step 1/8" Alum Brush Bronze	ea.	\$ 31.46
VPST30ACGB	Vinpro-Step 1/8" Alum Brush Chrome	ea.	\$ 30.14
VPST30ATGB	Vinpro-Step 1/8" Alum Brush Nickel	ea.	\$ 31.46
VPST50ABGB	Vinpro-Step 13/64" Alum Brush Bronze	ea.	\$ 32.76
VPST50ACGB	Vinpro-Step 13/64" Alum Brush Chrome	ea.	\$ 31.46
VPST50ATGB	Vinpro-Step 13/64" Alum Brush Nickel	ea.	\$ 32.76
VPST40ABGB	Vinpro-Step 5/32" Alum Brush Bronze	ea.	\$ 32.11
VPST40ACGB	Vinpro-Step 5/32" Alum Brush Chrome	ea.	\$ 30.79
VPST40ATGB	Vinpro-Step 5/32" Alum Brush Nickel	ea.	\$ 32.11
VPT314ABGB	Vinpro-T 17/32"-Wide Transition Alum Brush Bronze	ea.	\$ 18.35
VPT314ACGB	Vinpro-T 17/32"-Wide Transition Alum Brush Chrome	ea.	\$ 18.35
VPT314ATGB	Vinpro-T 17/32"-Wide Transition Alum Brush Nickel	ea.	\$ 18.35
VPU60ABGB	Vinpro-U Reducer 1/4" Alum Brush Bronze		<i>Discontinued</i>
VPU60ACGB	Vinpro-U Reducer 1/4" Alum Brush Chrome		<i>Discontinued</i>
VPU60ATGB	Vinpro-U Reducer 1/4" Alum Brush Nickel		<i>Discontinued</i>
VPU30ABGB	Vinpro-U Reducer 1/8" Alum Brush Bronze	ea.	\$ 29.06
VPU30ACGB	Vinpro-U Reducer 1/8" Alum Brush Chrome	ea.	\$ 26.04
VPU30ATGB	Vinpro-U Reducer 1/8" Alum Brush Nickel	ea.	\$ 27.99
VPU50ABGB	Vinpro-U Reducer 13/64" Alum Brush Bronze	ea.	\$ 30.61
VPU50ACGB	Vinpro-U Reducer 13/64" Alum Brush Chrome	ea.	\$ 27.54
VPU50ATGB	Vinpro-U Reducer 13/64" Alum Brush Nickel	ea.	\$ 29.21
VPU40ABGB	Vinpro-U Reducer 5/32" Alum Brush Bronze	ea.	\$ 29.70
VPU40ACGB	Vinpro-U Reducer 5/32" Alum Brush Chrome	ea.	\$ 26.66
VPU40ATGB	Vinpro-U Reducer 5/32" Alum Brush Nickel	ea.	\$ 28.32
RA125TSB	Jolly-Radius Edge Trim 1/2" Alum Beige	ea.	\$ 49.51
RA125GS	Jolly-Radius Edge Trim 1/2" Alum Black	ea.	\$ 29.16
RA125TSOB	Jolly-Radius Edge Trim 1/2" Alum Bronze	ea.	\$ 49.51
RA125ABGB300	Jolly-Radius Edge Trim 1/2" Alum Bronze Antq 10'	ea.	\$ 40.28
RA125TSC	Jolly-Radius Edge Trim 1/2" Alum Cream	ea.	\$ 49.51
RA125TSDA	Jolly-Radius Edge Trim 1/2" Alum Dk Anthracite	ea.	\$ 49.51
RA125TSBG	Jolly-Radius Edge Trim 1/2" Alum Greige	ea.	\$ 49.51
RA125TSI	Jolly-Radius Edge Trim 1/2" Alum Ivory	ea.	\$ 49.51
RA125TSLA	Jolly-Radius Edge Trim 1/2" Alum Lt Anthracite	ea.	\$ 49.51
RA125GM	Jolly-Radius Edge Trim 1/2" Alum Metal Grey	ea.	\$ 29.16
RA125TSG	Jolly-Radius Edge Trim 1/2" Alum Pewter	ea.	\$ 49.51
RA125ACG300	Jolly-Radius Edge Trim 1/2" Alum Polish Chrome 10'	ea.	\$ 30.42
RA125TSR	Jolly-Radius Edge Trim 1/2" Alum Rustic Brown	ea.	\$ 49.51
RA125AT300	Jolly-Radius Edge Trim 1/2" Alum Satin Nickel 10'	ea.	\$ 31.35
RA125TSSG	Jolly-Radius Edge Trim 1/2" Alum Stone Grey	ea.	\$ 49.51
RA60TSB	Jolly-Radius Edge Trim 1/4" Alum Beige	ea.	\$ 46.50
RA60GS	Jolly-Radius Edge Trim 1/4" Alum Black	ea.	\$ 25.53
RA60SB	Jolly-Radius Edge Trim 1/4" Alum Black Brown	ea.	\$ 25.53
RA60TSOB	Jolly-Radius Edge Trim 1/4" Alum Bronze	ea.	\$ 46.50
RA60TSC	Jolly-Radius Edge Trim 1/4" Alum Cream	ea.	\$ 46.50
RA60TSDA	Jolly-Radius Edge Trim 1/4" Alum Dk Anthracite	ea.	\$ 46.50
RA60TSBG	Jolly-Radius Edge Trim 1/4" Alum Greige	ea.	\$ 46.50
RA60TSI	Jolly-Radius Edge Trim 1/4" Alum Ivory	ea.	\$ 46.50

SCHLUTER

<u>CODE</u>	<u>DESCRIPTION</u>	<u>UNIT -></u>	<u>PRICE</u>
RA60TSLA	Jolly-Radius Edge Trim 1/4" Alum Lt Anthracite	ea.	\$ 46.50
RA60GM	Jolly-Radius Edge Trim 1/4" Alum Metal Grey	ea.	\$ 25.53
RA60TSG	Jolly-Radius Edge Trim 1/4" Alum Pewter	ea.	\$ 46.50
RA60TSR	Jolly-Radius Edge Trim 1/4" Alum Rustic Brown	ea.	\$ 46.50
RA60TSSG	Jolly-Radius Edge Trim 1/4" Alum Stone Grey	ea.	\$ 46.50
RA30GS	Jolly-Radius Edge Trim 1/8" Alum Black	ea.	\$ 24.53
RA30SB	Jolly-Radius Edge Trim 1/8" Alum Black Brown	ea.	\$ 24.53
RA30GM	Jolly-Radius Edge Trim 1/8" Alum Metal Grey	ea.	\$ 24.53
RA45GS	Jolly-Radius Edge Trim 3/16" Alum Black	ea.	\$ 24.81
RA45SB	Jolly-Radius Edge Trim 3/16" Alum Black Brown	ea.	\$ 24.81
RA45GM	Jolly-Radius Edge Trim 3/16" Alum Metal Grey	ea.	\$ 24.81
RA100TSB	Jolly-Radius Edge Trim 3/8" Alum Beige	ea.	\$ 48.23
RA100GS	Jolly-Radius Edge Trim 3/8" Alum Black	ea.	\$ 27.75
RA100TSOB	Jolly-Radius Edge Trim 3/8" Alum Bronze	ea.	\$ 48.23
RA100ABGB300	Jolly-Radius Edge Trim 3/8" Alum Bronze Antq 10'	ea.	\$ 38.63
RA100TSC	Jolly-Radius Edge Trim 3/8" Alum Cream	ea.	\$ 48.23
RA100TSDA	Jolly-Radius Edge Trim 3/8" Alum Dark Anthracite	ea.	\$ 48.23
RA100TSBG	Jolly-Radius Edge Trim 3/8" Alum Greige	ea.	\$ 48.23
RA100TSI	Jolly-Radius Edge Trim 3/8" Alum Ivory	ea.	\$ 48.23
RA100TSLA	Jolly-Radius Edge Trim 3/8" Alum Lt Anthracite	ea.	\$ 48.23
RA100GM	Jolly-Radius Edge Trim 3/8" Alum Metal Grey	ea.	\$ 27.75
RA100TSG	Jolly-Radius Edge Trim 3/8" Alum Pewter	ea.	\$ 48.23
RA100ACG300	Jolly-Radius Edge Trim 3/8" Alum Polish Chrome 10'	ea.	\$ 29.60
RA100TSR	Jolly-Radius Edge Trim 3/8" Alum Rustic Brown	ea.	\$ 48.23
RA100AT300	Jolly-Radius Edge Trim 3/8" Alum Satin Nickel 10'	ea.	\$ 29.94
RA100TSSG	Jolly-Radius Edge Trim 3/8" Alum Stone Grey	ea.	\$ 48.23
RA80TSB	Jolly-Radius Edge Trim 5/16" Alum Beige	ea.	\$ 47.40
RA80GS	Jolly-Radius Edge Trim 5/16" Alum Black	ea.	\$ 26.46
RA80TSOB	Jolly-Radius Edge Trim 5/16" Alum Bronze	ea.	\$ 47.40
RA80ABGB300	Jolly-Radius Edge Trim 5/16" Alum Bronze Antq 10'	ea.	\$ 38.22
RA80TSC	Jolly-Radius Edge Trim 5/16" Alum Cream	ea.	\$ 47.40
RA80TSDA	Jolly-Radius Edge Trim 5/16" Alum Dk Anthracite	ea.	\$ 47.40
RA80TSBG	Jolly-Radius Edge Trim 5/16" Alum Greige	ea.	\$ 47.40
RA80TSI	Jolly-Radius Edge Trim 5/16" Alum Ivory	ea.	\$ 47.40
RA80TSLA	Jolly-Radius Edge Trim 5/16" Alum Lt Anthracite	ea.	\$ 47.40
RA80GM	Jolly-Radius Edge Trim 5/16" Alum Metal Grey	ea.	\$ 26.46
RA80TSG	Jolly-Radius Edge Trim 5/16" Alum Pewter	ea.	\$ 47.40
RA80ACG300	Jolly-Radius Edge Trim 5/16" Alum Polish Chrome	ea.	\$ 29.19
RA80TSR	Jolly-Radius Edge Trim 5/16" Alum Rustic Brown	ea.	\$ 47.40
RA80AT300	Jolly-Radius Edge Trim 5/16" Alum Satin Nickel 10'	ea.	\$ 29.15
RA80TSSG	Jolly-Radius Edge Trim 5/16" Alum Stone Grey	ea.	\$ 47.40
RA110BH	Jolly-Radius Edge Trim 7/16" Alum Bahama	ea.	\$ 28.46
RA110TSB	Jolly-Radius Edge Trim 7/16" Alum Beige	ea.	\$ 48.67
RA110GS	Jolly-Radius Edge Trim 7/16" Alum Black	ea.	\$ 28.46
RA110SB	Jolly-Radius Edge Trim 7/16" Alum Blk Brn	ea.	\$ 28.46
RA110TSOB	Jolly-Radius Edge Trim 7/16" Alum Bronze	ea.	\$ 48.67
RA110BW	Jolly-Radius Edge Trim 7/16" Alum Brt Wht	ea.	\$ 28.46
RA110PG	Jolly-Radius Edge Trim 7/16" Alum Cl Grey	ea.	\$ 28.46
RA110TSC	Jolly-Radius Edge Trim 7/16" Alum Cream	ea.	\$ 48.67
RA110TSDA	Jolly-Radius Edge Trim 7/16" Alum Dk Anthracite	ea.	\$ 48.67
RA110TSBG	Jolly-Radius Edge Trim 7/16" Alum Greige	ea.	\$ 48.67
RA110G	Jolly-Radius Edge Trim 7/16" Alum Grey	ea.	\$ 28.46
RA110TSI	Jolly-Radius Edge Trim 7/16" Alum Ivory	ea.	\$ 48.67
RA110TSLA	Jolly-Radius Edge Trim 7/16" Alum Lt Anthracite	ea.	\$ 48.67
RA110HB	Jolly-Radius Edge Trim 7/16" Alum Lt Beige	ea.	\$ 28.46
RA110HG	Jolly-Radius Edge Trim 7/16" Alum Lt Grey	ea.	\$ 28.46
RA110GM	Jolly-Radius Edge Trim 7/16" Alum Met Grey	ea.	\$ 28.46
RA110TSG	Jolly-Radius Edge Trim 7/16" Alum Pewter	ea.	\$ 48.67
RA110TSR	Jolly-Radius Edge Trim 7/16" Alum Rustic Brown	ea.	\$ 48.67
RA110SP	Jolly-Radius Edge Trim 7/16" Alum Sand Pbl	ea.	\$ 28.46
RA110TSSG	Jolly-Radius Edge Trim 7/16" Alum Stone Grey	ea.	\$ 48.67
RA110W	Jolly-Radius Edge Trim 7/16" Alum White	ea.	\$ 28.46
KL1A19MGS50	Kerdi-Line 3/4" Frame 20" Solid Grate Mgs	ea.	\$ 421.53
KL1B19MGS50	Kerdi-Line 3/4" Frame 20" Square Grate Mgs	ea.	\$ 383.60

SCHLUTER

<u>CODE</u>	<u>DESCRIPTION</u>	<u>UNIT -></u>	<u>PRICE</u>
KL1AR19MGS60	Kerdi-Line 3/4" Frame 24" Solid Grate Mgs	ea.	\$ 433.61
KL1B19MGS60	Kerdi-Line 3/4" Frame 24" Square Grate Mgs	ea.	\$ 390.93
KL1AR19MGS70	Kerdi-Line 3/4" Frame 28" Solid Grate Mgs	ea.	\$ 451.42
KL1B19MGS70	Kerdi-Line 3/4" Frame 28" Square Grate Mgs	ea.	\$ 412.53
KL1AR19MGS80	Kerdi-Line 3/4" Frame 32" Solid Grate Mgs	ea.	\$ 463.10
KL1B19MGS80	Kerdi-Line 3/4" Frame 32" Square Grate Mgs	ea.	\$ 420.02
KL1AR19MGS90	Kerdi-Line 3/4" Frame 36" Solid Grate Mgs	ea.	\$ 484.86
KL1B19MGS90	Kerdi-Line 3/4" Frame 36" Square Grate Mgs	ea.	\$ 442.89
KL1AR19MGS100	Kerdi-Line 3/4" Frame 40" Solid Grate Mgs	ea.	\$ 513.86
KL1B19MGS100	Kerdi-Line 3/4" Frame 40" Square Grate Mgs	ea.	\$ 455.68
KL1AR19MGS110	Kerdi-Line 3/4" Frame 44" Solid Grate Mgs	ea.	\$ 526.49
KL1B19MGS110	Kerdi-Line 3/4" Frame 44" Square Grate Mgs	ea.	\$ 471.99
KL1AR19MGS120	Kerdi-Line 3/4" Frame 48" Solid Grate Mgs	ea.	\$ 536.01
KL1B19MGS120	Kerdi-Line 3/4" Frame 48" Square Grate Mgs	ea.	\$ 480.95
KL1AR19MGS130	Kerdi-Line 3/4" Frame 52" Solid Grate Mgs	ea.	\$ 698.84
KL1B19MGS130	Kerdi-Line 3/4" Frame 52" Square Grate Mgs	ea.	\$ 698.84
KL1AR19MGS140	Kerdi-Line 3/4" Frame 56" Solid Grate Mgs	ea.	\$ 733.87
KL1B19MGS140	Kerdi-Line 3/4" Frame 56" Square Grate Mgs	ea.	\$ 733.87
KL1AR19MGS150	Kerdi-Line 3/4" Frame 60" Solid Grate Mgs	ea.	\$ 772.31
KL1B19MGS150	Kerdi-Line 3/4" Frame 60" Square Grate Mgs	ea.	\$ 772.31
KL1AR19MGS160	Kerdi-Line 3/4" Frame 64" Solid Grate Mgs	ea.	\$ 822.27
KL1B19MGS160	Kerdi-Line 3/4" Frame 64" Square Grate Mgs	ea.	\$ 822.27
KL1AR19MGS170	Kerdi-Line 3/4" Frame 68" Solid Grate Mgs	ea.	\$ 857.28
KL1B19MGS170	Kerdi-Line 3/4" Frame 68" Square Grate Mgs	ea.	\$ 857.28
KL1AR19MGS180	Kerdi-Line 3/4" Frame 72" Solid Grate Mgs	ea.	\$ 906.39
KL1B19MGS180	Kerdi-Line 3/4" Frame 72" Square Grate Mgs	ea.	\$ 906.39
VKLMGS35	Kerdi-Line-Fc Cover Plate Mgs	ea.	\$ 22.70
KMS17212	Kerdi-Seal Pipe Seal 1/2"	ea.	\$ 10.09
KMS1017212	Kerdi-Seal Pipe Seal 1/2" (10)	ea.	\$ 90.86
KMS17220	Kerdi-Seal Pipe Seal 3/4"	ea.	\$ 10.09
KMS1017220	Kerdi-Seal Pipe Seal 3/4" (10)	ea.	\$ 90.86
PRMU1	Primer-U Universal Primer 1 Gal (3.78L)	ea.	\$ 104.83
PRMU5	Primer-U Universal Primer 5 Gal (18.9L)	ea.	\$ 419.33
RMTK125	Reno-Tk Radius Reducer 1/2" Brass	ea.	\$ 86.59
RATK125AMB	Reno-Tk Radius Reducer 1/2" Brt Brass Anod Alu		<i>Discontinued</i>
RATK125ACB	Reno-Tk Radius Reducer 1/2" Brt Chrom Anod Alu	ea.	\$ 38.18
RATK125AK	Reno-Tk Radius Reducer 1/2" Sat Cppr Anod Alu		<i>Discontinued</i>
RATK125AT	Reno-Tk Radius Reducer 1/2" Sat Nickel Anod Alu	ea.	\$ 40.15
RAETK125	Reno-Tk Radius Reducer 1/2" Satin Anod Alu	ea.	\$ 36.68
RATK125ABGB	Reno-Tk-Radius Reducer 1/2" Ant Bronze And Alu Brs	ea.	\$ 43.70
RATK125AKGB	Reno-Tk-Radius Reducer 1/2" Brsh Cppr Anod Alu		<i>Discontinued</i>
RATK125ATGB	Reno-Tk-Radius Reducer 1/2" Brsh Nickel Anod Al	ea.	\$ 42.93
RO110TSLA300	Rondec Bullnose Trim 7/16" Alum Lt Anthracite 10'	ea.	\$ 67.38
RAE125300	Schiene-Radius Edge Trim 1/2" Alum Satin 10'	ea.	\$ 26.51
RE125300	Schiene-Radius Edge Trim 1/2" Stn Steel 10'	ea.	\$ 73.22
RAE100300	Schiene-Radius Edge Trim 3/8" Alum Satin 10'	ea.	\$ 25.84
RE110EB	Schiene-Radius Edge Trim 3/8" Brsh Ss	ea.	\$ 72.83
RE100300	Schiene-Radius Edge Trim 3/8" Stn Steel 10'	ea.	\$ 71.01
RAE80300	Schiene-Radius Edge Trim 5/16" Alum Satin 10'	ea.	\$ 24.78
RE70	Schiene-Radius Edge Trim 9/32" Stn Steel	ea.	\$ 57.18
RE80300	Schiene-Radius Edge Trim 5/16" Stn Steel 10'	ea.	\$ 69.28
VSS125EB11	Schiene-Step-11 Connector 1/2" Brush Stn Steel	ea.	\$ 19.34
VSS60EB11	Schiene-Step-11 Connector 1/4" Brush Stn Steel	ea.	\$ 19.34
SS125EB11	Schiene-Step-11 Profile 1/2" Brush Stn Steel	ea.	\$ 131.28
SS60EB11	Schiene-Step-11 Profile 1/4" Brush Stn Steel	ea.	\$ 129.74
RSS125EB11	Schiene-Step-11 Radius 1/2" Brush Stn Steel	ea.	\$ 136.68
RSS60EB11	Schiene-Step-11 Radius 1/4" Brush Stn Steel	ea.	\$ 135.14
VSS125EB30	Schiene-Step-30 Connector 1/2" Brush Stn Steel	ea.	\$ 19.34
VSS90EB30	Schiene-Step-30 Connector 11/32" Brush Stn Steel	ea.	\$ 19.34
VSS110EB30	Schiene-Step-30 Connector 7/16" Brush Stn Steel	ea.	\$ 19.34
E90SS125EB30	Schiene-Step-30 Out Crn 90° 1/2" Brush Stn Steel	ea.	\$ 22.77
E90SS90EB30	Schiene-Step-30 Out Crn 90° 11/32" Brush Stn Steel	ea.	\$ 22.77
E90SS110EB30	Schiene-Step-30 Out Crn 90° 7/16" Brush Stn Steel	ea.	\$ 22.77
SS125AE30	Schiene-Step-30 Profile 1/2" Alum Satin	ea.	\$ 45.70

SCHLUTER

<u>CODE</u>	<u>DESCRIPTION</u>	<u>UNIT -></u>	<u>PRICE</u>
SS125AT30	Schiene-Step-30 Profile 1/2" Alum Satin Nickel	ea.	\$ 50.07
SS125EB30	Schiene-Step-30 Profile 1/2" Brush Stn Steel	ea.	\$ 135.43
SS90EB30	Schiene-Step-30 Profile 11/32" Brush Stn Steel	ea.	\$ 132.20
SS100AE30	Schiene-Step-30 Profile 3/8" Alum Satin	ea.	\$ 44.87
SS100AT30	Schiene-Step-30 Profile 3/8" Alum Satin Nickel	ea.	\$ 49.24
SS80AE30	Schiene-Step-30 Profile 5/16" Alum Satin	ea.	\$ 44.17
SS80AT30	Schiene-Step-30 Profile 5/16" Alum Satin Nickel	ea.	\$ 48.74
SS110EB30	Schiene-Step-30 Profile 7/16" Brush Stn Steel	ea.	\$ 133.81
SS150AE30	Schiene-Step-30 Profile 9/16" Alum Satin	ea.	\$ 46.38
SS150AT30	Schiene-Step-30 Profile 9/16" Alum Satin Nickel	ea.	\$ 50.75
RSS125EB30	Schiene-Step-30 Radius 1/2" Brush Stn Steel	ea.	\$ 140.83
RSS90EB30	Schiene-Step-30 Radius 11/32" Brush Stn Steel	ea.	\$ 137.60
RSS110EB30	Schiene-Step-30 Radius 7/16" Brush Stn Steel	ea.	\$ 139.21
VSS125EB39	Schiene-Step-39 Connector 1/2" Brush Stn Steel	ea.	\$ 19.34
VSS60EB39	Schiene-Step-39 Connector 1/4" Brush Stn Steel	ea.	\$ 19.34
VSS90EB39	Schiene-Step-39 Connector 11/32" Brush Stn Steel	ea.	\$ 19.34
VSS110EB39	Schiene-Step-39 Connector 7/16" Brush Stn Steel	ea.	\$ 19.34
I135SS125EB39	Schiene-Step-39 In Crn 135° 1/2" Brush Stn Steel	ea.	\$ 22.77
I135SS60EB39	Schiene-Step-39 In Crn 135° 1/4" Brush Stn Steel	ea.	\$ 22.77
I135SS90EB39	Schiene-Step-39 In Crn 135° 11/32" Brush Stn Steel	ea.	\$ 22.77
I135SS110EB39	Schiene-Step-39 In Crn 135° 7/16" Brush Stn Steel	ea.	\$ 22.77
I90SS125EB39	Schiene-Step-39 In Crn 90° 1/2" Brush Stn Steel	ea.	\$ 22.77
I90SS60EB39	Schiene-Step-39 In Crn 90° 1/4" Brush Stn Steel	ea.	\$ 22.77
I90SS90EB39	Schiene-Step-39 In Crn 90° 11/32" Brush Stn Steel	ea.	\$ 22.77
I90SS110EB39	Schiene-Step-39 In Crn 90° 7/16" Brush Stn Steel	ea.	\$ 22.77
E135SS125EB39	Schiene-Step-39 Out Crn 135° 1/2" Brush Stn Steel	ea.	\$ 22.77
E135SS60EB39	Schiene-Step-39 Out Crn 135° 1/4" Brush Stn Steel	ea.	\$ 22.77
E135SS90EB39	Schiene-Step-39 Out Crn 135° 11/32" Brs Stn Steel	ea.	\$ 22.77
E135SS110EB39	Schiene-Step-39 Out Crn 135° 7/16" Brush Stn Steel	ea.	\$ 22.77
E90SS125EB39	Schiene-Step-39 Out Crn 90° 1/2" Brush Stn Steel	ea.	\$ 22.77
E90SS60EB39	Schiene-Step-39 Out Crn 90° 1/4" Brush Stn Steel	ea.	\$ 22.77
E90SS90EB39	Schiene-Step-39 Out Crn 90° 11/32" Brush Stn Steel	ea.	\$ 22.77
E90SS110EB39	Schiene-Step-39 Out Crn 90° 7/16" Brush Stn Steel	ea.	\$ 22.77
SS125AE39	Schiene-Step-39 Profile 1/2" Alum Satin	ea.	\$ 49.49
SS125AT39	Schiene-Step-39 Profile 1/2" Alum Satin Nickel	ea.	\$ 53.88
SS125EB39	Schiene-Step-39 Profile 1/2" Brush Stn Steel	ea.	\$ 182.71
SS60EB39	Schiene-Step-39 Profile 1/4" Brush Stn Steel	ea.	\$ 169.67
SS90EB39	Schiene-Step-39 Profile 11/32" Brush Stn Steel	ea.	\$ 176.70
SS100AE39	Schiene-Step-39 Profile 3/8" Alum Satin	ea.	\$ 48.80
SS100AT39	Schiene-Step-39 Profile 3/8" Alum Satin Nickel	ea.	\$ 53.16
SS80AE39	Schiene-Step-39 Profile 5/16" Alum Satin	ea.	\$ 48.03
SS80AT39	Schiene-Step-39 Profile 5/16" Alum Satin Nickel	ea.	\$ 52.40
SS110EB39	Schiene-Step-39 Profile 7/16" Brush Stn Steel	ea.	\$ 178.81
SS150AE39	Schiene-Step-39 Profile 9/16" Alum Satin	ea.	\$ 50.23
SS150AT39	Schiene-Step-39 Profile 9/16" Alum Satin Nickel	ea.	\$ 54.61
RSS125EB39	Schiene-Step-39 Radius 1/2" Brush Stn Steel	ea.	\$ 188.11
RSS60EB39	Schiene-Step-39 Radius 1/4" Brush Stn Steel	ea.	\$ 175.07
RSS90EB39	Schiene-Step-39 Radius 11/32" Brush Stn Steel	ea.	\$ 182.10
RSS110EB39	Schiene-Step-39 Radius 7/16" Brush Stn Steel	ea.	\$ 184.21
SES2D6TSOB	Shelf Pentagon Corner Curve Bronze	ea.	\$ 123.94
SES2D6EB	Shelf Pentagon Corner Curve Brush Stn Steel	ea.	\$ 144.15
SES2D6TSC	Shelf Pentagon Corner Curve Cream	ea.	\$ 123.94
SES2D6TSBG	Shelf Pentagon Corner Curve Greige	ea.	\$ 123.94
SES2D6MGS	Shelf Pentagon Corner Curve Matte Black	ea.	\$ 123.94
SES2D6MBW	Shelf Pentagon Corner Curve Matte White	ea.	\$ 123.94
SES2D6TSSG	Shelf Pentagon Corner Curve Stone Grey	ea.	\$ 123.94
SES2D5TSOB	Shelf Pentagon Corner Floral Bronze	ea.	\$ 133.95
SES2D5EB	Shelf Pentagon Corner Floral Brush Stn Steel	ea.	\$ 150.69
SES2D5TSC	Shelf Pentagon Corner Floral Cream	ea.	\$ 133.95
SES2D5TSBG	Shelf Pentagon Corner Floral Greige	ea.	\$ 133.95
SES2D5MGS	Shelf Pentagon Corner Floral Matte Black	ea.	\$ 133.95
SES2D5MBW	Shelf Pentagon Corner Floral Matte White	ea.	\$ 133.95
SES2D5TSSG	Shelf Pentagon Corner Floral Stone Grey	ea.	\$ 133.95
SES2D7TSOB	Shelf Pentagon Corner Pure Bronze	ea.	\$ 123.94

SCHLUTER

CODE	DESCRIPTION	UNIT ->	PRICE
SES2D7EB	Shelf Pentagon Corner Pure Brush Stn Steel	ea.	\$ 144.15
SES2D7TSC	Shelf Pentagon Corner Pure Cream	ea.	\$ 123.94
SES2D7TSBG	Shelf Pentagon Corner Pure Greige	ea.	\$ 123.94
SES2D7MGS	Shelf Pentagon Corner Pure Matte Black	ea.	\$ 123.94
SES2D7MBW	Shelf Pentagon Corner Pure Matte White	ea.	\$ 123.94
SES2D7TSSG	Shelf Pentagon Corner Pure Stone Grey	ea.	\$ 123.94
SES2D3TSOB	Shelf Pentagon Corner Square Bronze	ea.	\$ 133.95
SES2D3EB	Shelf Pentagon Corner Square Brush Stn Steel	ea.	\$ 150.69
SES2D3TSC	Shelf Pentagon Corner Square Cream	ea.	\$ 133.95
SES2D3TSBG	Shelf Pentagon Corner Square Greige	ea.	\$ 133.95
SES2D3MGS	Shelf Pentagon Corner Square Matte Black	ea.	\$ 133.95
SES2D3MBW	Shelf Pentagon Corner Square Matte White	ea.	\$ 133.95
SES2D3TSSG	Shelf Pentagon Corner Square Stone Grey	ea.	\$ 133.95
SES2D10TSOB	Shelf Pentagon Corner Wave Bronze	ea.	\$ 133.95
SES2D10EB	Shelf Pentagon Corner Wave Brush Stn Steel	ea.	\$ 150.69
SES2D10TSC	Shelf Pentagon Corner Wave Cream	ea.	\$ 133.95
SES2D10TSBG	Shelf Pentagon Corner Wave Greige	ea.	\$ 133.95
SES2D10MGS	Shelf Pentagon Corner Wave Matte Black	ea.	\$ 133.95
SES2D10MBW	Shelf Pentagon Corner Wave Matte White	ea.	\$ 133.95
SES2D10TSSG	Shelf Pentagon Corner Wave Stone Grey	ea.	\$ 133.95
SES3D6TSOB	Shelf Quadrilat Corner Curve Bronze	ea.	\$ 140.21
SES3D6EB	Shelf Quadrilat Corner Curve Brush Stn Steel	ea.	\$ 203.11
SES3D6TSC	Shelf Quadrilat Corner Curve Cream	ea.	\$ 140.21
SES3D6TSBG	Shelf Quadrilat Corner Curve Greige	ea.	\$ 140.21
SES3D6MGS	Shelf Quadrilat Corner Curve Matte Black	ea.	\$ 140.21
SES3D6MBW	Shelf Quadrilat Corner Curve Matte White	ea.	\$ 140.21
SES3D6TSSG	Shelf Quadrilat Corner Curve Stone Grey	ea.	\$ 140.21
SES3D5TSOB	Shelf Quadrilat Corner Floral Bronze	ea.	\$ 155.24
SES3D5EB	Shelf Quadrilat Corner Floral Brush Stn Steel	ea.	\$ 203.11
SES3D5TSC	Shelf Quadrilat Corner Floral Cream	ea.	\$ 155.24
SES3D5TSBG	Shelf Quadrilat Corner Floral Greige	ea.	\$ 155.24
SES3D5MGS	Shelf Quadrilat Corner Floral Matte Black	ea.	\$ 155.24
SES3D5MBW	Shelf Quadrilat Corner Floral Matte White	ea.	\$ 155.24
SES3D5TSSG	Shelf Quadrilat Corner Floral Stone Grey	ea.	\$ 155.24
SES3D7TSOB	Shelf Quadrilat Corner Pure Bronze	ea.	\$ 140.21
SES3D7EB	Shelf Quadrilat Corner Pure Brush Stn Steel	ea.	\$ 203.11
SES3D7TSC	Shelf Quadrilat Corner Pure Cream	ea.	\$ 140.21
SES3D7TSBG	Shelf Quadrilat Corner Pure Greige	ea.	\$ 140.21
SES3D7MGS	Shelf Quadrilat Corner Pure Matte Black	ea.	\$ 140.21
SES3D7MBW	Shelf Quadrilat Corner Pure Matte White	ea.	\$ 140.21
SES3D7TSSG	Shelf Quadrilat Corner Pure Stone Grey	ea.	\$ 140.21
SES3D3TSOB	Shelf Quadrilat Corner Square Bronze	ea.	\$ 155.24
SES3D3EB	Shelf Quadrilat Corner Square Brush Stn Steel	ea.	\$ 203.11
SES3D3TSC	Shelf Quadrilat Corner Square Cream	ea.	\$ 155.24
SES3D3TSBG	Shelf Quadrilat Corner Square Greige	ea.	\$ 155.24
SES3D3MGS	Shelf Quadrilat Corner Square Matte Black	ea.	\$ 155.24
SES3D3MBW	Shelf Quadrilat Corner Square Matte White	ea.	\$ 155.24
SES3D3TSSG	Shelf Quadrilat Corner Square Stone Grey	ea.	\$ 155.24
SES3D10TSOB	Shelf Quadrilat Corner Wave Bronze	ea.	\$ 155.24
SES3D10EB	Shelf Quadrilat Corner Wave Brush Stn Steel	ea.	\$ 203.11
SES3D10TSC	Shelf Quadrilat Corner Wave Cream	ea.	\$ 155.24
SES3D10TSBG	Shelf Quadrilat Corner Wave Greige	ea.	\$ 155.24
SES3D10MGS	Shelf Quadrilat Corner Wave Matte Black	ea.	\$ 155.24
SES3D10MBW	Shelf Quadrilat Corner Wave Matte White	ea.	\$ 155.24
SES3D10TSSG	Shelf Quadrilat Corner Wave Stone Grey	ea.	\$ 155.24
SNS1D6TSOB	Shelf Rectangular Niche Curve Bronze	ea.	\$ 125.19
SNS1D6EB	Shelf Rectangular Niche Curve Brush Stn Steel	ea.	\$ 163.80
SNS1D6TSC	Shelf Rectangular Niche Curve Cream	ea.	\$ 125.19
SNS1D6TSBG	Shelf Rectangular Niche Curve Greige	ea.	\$ 125.19
SNS1D6MGS	Shelf Rectangular Niche Curve Matte Black	ea.	\$ 125.19
SNS1D6MBW	Shelf Rectangular Niche Curve Matte White	ea.	\$ 125.19
SNS1D6TSSG	Shelf Rectangular Niche Curve Stone Grey	ea.	\$ 125.19
SNS1D5TSOB	Shelf Rectangular Niche Floral Bronze	ea.	\$ 132.71
SNS1D5EB	Shelf Rectangular Niche Floral Brush Stn Steel	ea.	\$ 170.35

SCHLUTER

<u>CODE</u>	<u>DESCRIPTION</u>	<u>UNIT -></u>	<u>PRICE</u>
SNS1D5TSC	Shelf Rectangular Niche Floral Cream	ea.	\$ 132.71
SNS1D5TSBG	Shelf Rectangular Niche Floral Greige	ea.	\$ 132.71
SNS1D5MGS	Shelf Rectangular Niche Floral Matte Black	ea.	\$ 132.71
SNS1D5MBW	Shelf Rectangular Niche Floral Matte White	ea.	\$ 132.71
SNS1D5TSSG	Shelf Rectangular Niche Floral Stone Grey	ea.	\$ 132.71
SNS1D7TSOB	Shelf Rectangular Niche Pure Bronze	ea.	\$ 125.19
SNS1D7EB	Shelf Rectangular Niche Pure Brush Stn Steel	ea.	\$ 163.80
SNS1D7TSC	Shelf Rectangular Niche Pure Cream	ea.	\$ 125.19
SNS1D7TSBG	Shelf Rectangular Niche Pure Greige	ea.	\$ 125.19
SNS1D7MGS	Shelf Rectangular Niche Pure Matte Black	ea.	\$ 125.19
SNS1D7MBW	Shelf Rectangular Niche Pure Matte White	ea.	\$ 125.19
SNS1D7TSSG	Shelf Rectangular Niche Pure Stone Grey	ea.	\$ 125.19
SNS1D3TSOB	Shelf Rectangular Niche Square Bronze	ea.	\$ 132.71
SNS1D3EB	Shelf Rectangular Niche Square Brush Stn Steel	ea.	\$ 170.35
SNS1D3TSC	Shelf Rectangular Niche Square Cream	ea.	\$ 132.71
SNS1D3TSBG	Shelf Rectangular Niche Square Greige	ea.	\$ 132.71
SNS1D3MGS	Shelf Rectangular Niche Square Matte Black	ea.	\$ 132.71
SNS1D3MBW	Shelf Rectangular Niche Square Matte White	ea.	\$ 132.71
SNS1D3TSSG	Shelf Rectangular Niche Square Stone Grey	ea.	\$ 132.71
SNS1D10TSOB	Shelf Rectangular Niche Wave Bronze	ea.	\$ 132.71
SNS1D10EB	Shelf Rectangular Niche Wave Brush Stn Steel	ea.	\$ 170.35
SNS1D10TSC	Shelf Rectangular Niche Wave Cream	ea.	\$ 132.71
SNS1D10TSBG	Shelf Rectangular Niche Wave Greige	ea.	\$ 132.71
SNS1D10MGS	Shelf Rectangular Niche Wave Matte Black	ea.	\$ 132.71
SNS1D10MBW	Shelf Rectangular Niche Wave Matte White	ea.	\$ 132.71
SNS1D10TSSG	Shelf Rectangular Niche Wave Stone Grey	ea.	\$ 132.71
SWS1D6TSOB	Shelf Rectangular Wall Curve Bronze	ea.	\$ 128.95
SWS1D6EB	Shelf Rectangular Wall Curve Brush Stn Steel	ea.	\$ 170.35
SWS1D6TSC	Shelf Rectangular Wall Curve Cream	ea.	\$ 128.95
SWS1D6TSBG	Shelf Rectangular Wall Curve Greige	ea.	\$ 128.95
SWS1D6MGS	Shelf Rectangular Wall Curve Matte Black	ea.	\$ 128.95
SWS1D6MBW	Shelf Rectangular Wall Curve Matte White	ea.	\$ 128.95
SWS1D6TSSG	Shelf Rectangular Wall Curve Stone Grey	ea.	\$ 128.95
SWS1D5TSOB	Shelf Rectangular Wall Floral Bronze	ea.	\$ 153.98
SWS1D5EB	Shelf Rectangular Wall Floral Brush Stn Steel	ea.	\$ 176.91
SWS1D5TSC	Shelf Rectangular Wall Floral Cream	ea.	\$ 153.98
SWS1D5TSBG	Shelf Rectangular Wall Floral Greige	ea.	\$ 153.98
SWS1D5MGS	Shelf Rectangular Wall Floral Matte Black	ea.	\$ 153.98
SWS1D5MBW	Shelf Rectangular Wall Floral Matte White	ea.	\$ 153.98
SWS1D5TSSG	Shelf Rectangular Wall Floral Stone Grey	ea.	\$ 153.98
SWS1D7TSOB	Shelf Rectangular Wall Pure Bronze	ea.	\$ 128.95
SWS1D7EB	Shelf Rectangular Wall Pure Brush Stn Steel	ea.	\$ 170.35
SWS1D7TSC	Shelf Rectangular Wall Pure Cream	ea.	\$ 128.95
SWS1D7TSBG	Shelf Rectangular Wall Pure Greige	ea.	\$ 128.95
SWS1D7MGS	Shelf Rectangular Wall Pure Matte Black	ea.	\$ 128.95
SWS1D7MBW	Shelf Rectangular Wall Pure Matte White	ea.	\$ 128.95
SWS1D7TSSG	Shelf Rectangular Wall Pure Stone Grey	ea.	\$ 128.95
SWS1D3TSOB	Shelf Rectangular Wall Square Bronze	ea.	\$ 153.98
SWS1D3EB	Shelf Rectangular Wall Square Brush Stn Steel	ea.	\$ 176.91
SWS1D3TSC	Shelf Rectangular Wall Square Cream	ea.	\$ 153.98
SWS1D3TSBG	Shelf Rectangular Wall Square Greige	ea.	\$ 153.98
SWS1D3MGS	Shelf Rectangular Wall Square Matte Black	ea.	\$ 153.98
SWS1D3MBW	Shelf Rectangular Wall Square Matte White	ea.	\$ 153.98
SWS1D3TSSG	Shelf Rectangular Wall Square Stone Grey	ea.	\$ 153.98
SWS1D10TSOB	Shelf Rectangular Wall Wave Bronze	ea.	\$ 153.98
SWS1D10EB	Shelf Rectangular Wall Wave Brush Stn Steel	ea.	\$ 176.91
SWS1D10TSC	Shelf Rectangular Wall Wave Cream	ea.	\$ 153.98
SWS1D10TSBG	Shelf Rectangular Wall Wave Greige	ea.	\$ 153.98
SWS1D10MGS	Shelf Rectangular Wall Wave Matte Black	ea.	\$ 153.98
SWS1D10MBW	Shelf Rectangular Wall Wave Matte White	ea.	\$ 153.98
SWS1D10TSSG	Shelf Rectangular Wall Wave Stone Grey	ea.	\$ 153.98
SES1D6TSOB	Shelf Triangular Corner Curve Bronze	ea.	\$ 110.17
SES1D6EB	Shelf Triangular Corner Curve Brush Stn Steel	ea.	\$ 144.15
SES1D6TSC	Shelf Triangular Corner Curve Cream	ea.	\$ 110.17

SCHLUTER

<u>CODE</u>	<u>DESCRIPTION</u>	<u>UNIT -></u>	<u>PRICE</u>
SES1D6TSBG	Shelf Triangular Corner Curve Greige	ea.	\$ 110.17
SES1D6MGS	Shelf Triangular Corner Curve Matte Black	ea.	\$ 110.17
SES1D6MBW	Shelf Triangular Corner Curve Matte White	ea.	\$ 110.17
SES1D6TSSG	Shelf Triangular Corner Curve Stone Grey	ea.	\$ 110.17
SES1D5TSOB	Shelf Triangular Corner Floral Bronze	ea.	\$ 117.68
SES1D5EB	Shelf Triangular Corner Floral Brush Stn Steel	ea.	\$ 150.69
SES1D5TSC	Shelf Triangular Corner Floral Cream	ea.	\$ 117.68
SES1D5TSBG	Shelf Triangular Corner Floral Greige	ea.	\$ 117.68
SES1D5MGS	Shelf Triangular Corner Floral Matte Black	ea.	\$ 117.68
SES1D5MBW	Shelf Triangular Corner Floral Matte White	ea.	\$ 117.68
SES1D5TSSG	Shelf Triangular Corner Floral Stone Grey	ea.	\$ 117.68
SES1D7TSOB	Shelf Triangular Corner Pure Bronze	ea.	\$ 110.17
SES1D7EB	Shelf Triangular Corner Pure Brush Stn Steel	ea.	\$ 144.15
SES1D7TSC	Shelf Triangular Corner Pure Cream	ea.	\$ 110.17
SES1D7TSBG	Shelf Triangular Corner Pure Greige	ea.	\$ 110.17
SES1D7MGS	Shelf Triangular Corner Pure Matte Black	ea.	\$ 110.17
SES1D7MBW	Shelf Triangular Corner Pure Matte White	ea.	\$ 110.17
SES1D7TSSG	Shelf Triangular Corner Pure Stone Grey	ea.	\$ 110.17
SES1D3TSOB	Shelf Triangular Corner Square Bronze	ea.	\$ 117.68
SES1D3EB	Shelf Triangular Corner Square Brush Stn Steel	ea.	\$ 150.69
SES1D3TSC	Shelf Triangular Corner Square Cream	ea.	\$ 117.68
SES1D3TSBG	Shelf Triangular Corner Square Greige	ea.	\$ 117.68
SES1D3MGS	Shelf Triangular Corner Square Matte Black	ea.	\$ 117.68
SES1D3MBW	Shelf Triangular Corner Square Matte White	ea.	\$ 117.68
SES1D3TSSG	Shelf Triangular Corner Square Stone Grey	ea.	\$ 117.68
SES1D10TSOB	Shelf Triangular Corner Wave Bronze	ea.	\$ 117.68
SES1D10EB	Shelf Triangular Corner Wave Brush Stn Steel	ea.	\$ 150.69
SES1D10TSC	Shelf Triangular Corner Wave Cream	ea.	\$ 117.68
SES1D10TSBG	Shelf Triangular Corner Wave Greige	ea.	\$ 117.68
SES1D10MGS	Shelf Triangular Corner Wave Matte Black	ea.	\$ 117.68
SES1D10MBW	Shelf Triangular Corner Wave Matte White	ea.	\$ 117.68
SES1D10TSSG	Shelf Triangular Corner Wave Stone Grey	ea.	\$ 117.68
SPRA33EB100	Showerprofile-R 1-5/16" - 1-25/32" L=3' 3"	ea.	\$ 109.40
SPRA33EB140	Showerprofile-R 1-5/16" - 1-25/32" L=4' 7"	ea.	\$ 129.27
SPRA23EB100	Showerprofile-R 29/32" - 1-3/8" L=3' 3"	ea.	\$ 100.37
SPRA23EB140	Showerprofile-R 29/32" - 1-3/8" L=4' 7"	ea.	\$ 115.52
SPSA50EB120	Showerprofile-Sa 3/16" L=47-1/4"	ea.	\$ 99.45
SPSA50EB160	Showerprofile-Sa 3/16" L=63"	ea.	\$ 130.32
SPSA50EB200	Showerprofile-Sa 3/16" L=78-3/4"	ea.	\$ 229.62
SPSB125EB120	Showerprofile-Sb 1/2" L=47-1/4"	ea.	\$ 109.94
SPSB125EB160	Showerprofile-Sb 1/2" L=63"	ea.	\$ 146.58
SPSB125EB200	Showerprofile-Sb 1/2" L=78-3/4"	ea.	\$ 256.23
SPSB100EB120	Showerprofile-Sb 3/8" L=47-1/4"	ea.	\$ 104.69
SPSB100EB160	Showerprofile-Sb 3/8" L=63"	ea.	\$ 132.74
SPSB100EB200	Showerprofile-Sb 3/8" L=78-3/4"	ea.	\$ 256.23
SPWS19AE100	Showerprofile-Ws Splshgrd Trim 3' 3"	ea.	\$ 29.31
SPWS19AE	Showerprofile-Ws Splshgrd Trim 8' 2-1/2"	ea.	\$ 65.52
SPWSC16GS100	Showerprofile-Wsc Semi-Circ Lip Black 3' 3"	ea.	\$ 15.30
SPWSC16GS	Showerprofile-Wsc Semi-Circ Lip Black 8' 2-1/2"	ea.	\$ 33.63
EKSPWSK52AE	Showerprofile-Wsk End Cap Alum Satin	ea.	\$ 6.28
SPWSK52AE100	Showerprofile-Wsk Splshgrd Trim Retro 3' 3"	ea.	\$ 34.36
SPWSK52AE	Showerprofile-Wsk Splshgrd Trim Retro 8' 2-1/2"	ea.	\$ 78.37
SPWSL30T100	Showerprofile-Wsl Straight Lip Transp 3' 3"	ea.	\$ 21.11
SPWSL30T	Showerprofile-Wsl Straight Lip Transp 8' 2-1/2"	ea.	\$ 47.03
GS25B	Trep-B 1" Alum 2-1/8" Tread Black	ea.	\$ 116.75
GS25B150	Trep-B 1" Alum 2-1/8" Tread Black 4' 11"	ea.	\$ 72.97
G25B	Trep-B 1" Alum 2-1/8" Tread Grey	ea.	\$ 116.75
G25B150	Trep-B 1" Alum 2-1/8" Tread Grey 4' 11"	ea.	\$ 72.97
HB25B	Trep-B 1" Alum 2-1/8" Tread Lt Beige	ea.	\$ 116.75
HB25B150	Trep-B 1" Alum 2-1/8" Tread Lt Beige 4' 11"	ea.	\$ 72.97
NB25B	Trep-B 1" Alum 2-1/8" Tread Nut Brn	ea.	\$ 116.75
NB25B150	Trep-B 1" Alum 2-1/8" Tread Nut Brn 4' 11"	ea.	\$ 72.97
CG25B	Trep-B 1" Alum 2-1/8" Tread Yellow	ea.	\$ 116.75
CG25B150	Trep-B 1" Alum 2-1/8" Tread Yellow 4' 11"	ea.	\$ 72.97

SCHLUTER

<u>CODE</u>	<u>DESCRIPTION</u>	<u>UNIT -></u>	<u>PRICE</u>
TAB25	Trep-B 1" Support 2-1/8" Alum	ea.	\$ 79.88
TAB25150	Trep-B 1" Support 2-1/8" Alum 4' 11"	ea.	\$ 39.94
GS12B	Trep-B 1/2" Alum 2-1/8" Tread Black	ea.	\$ 108.27
GS12B150	Trep-B 1/2" Alum 2-1/8" Tread Black 4' 11"	ea.	\$ 67.66
G12B	Trep-B 1/2" Alum 2-1/8" Tread Grey	ea.	\$ 108.27
G12B150	Trep-B 1/2" Alum 2-1/8" Tread Grey 4' 11"	ea.	\$ 67.66
HB12B	Trep-B 1/2" Alum 2-1/8" Tread Lt Beige	ea.	\$ 108.27
HB12B150	Trep-B 1/2" Alum 2-1/8" Tread Lt Beige 4' 11"	ea.	\$ 67.66
NB12B	Trep-B 1/2" Alum 2-1/8" Tread Nut Brn	ea.	\$ 108.27
NB12B150	Trep-B 1/2" Alum 2-1/8" Tread Nut Brn 4' 11"	ea.	\$ 67.66
CG12B	Trep-B 1/2" Alum 2-1/8" Tread Yellow	ea.	\$ 108.27
CG12B150	Trep-B 1/2" Alum 2-1/8" Tread Yellow 4' 11"	ea.	\$ 67.66
TAB12	Trep-B 1/2" Support 2-1/8" Alum	ea.	\$ 71.24
TAB12150	Trep-B 1/2" Support 2-1/8" Alum 4' 11"	ea.	\$ 35.62
GS10B	Trep-B 3/8" Alum 2-1/8" Tread Black	ea.	\$ 103.64
GS10B150	Trep-B 3/8" Alum 2-1/8" Tread Black 4' 11"	ea.	\$ 64.78
G10B	Trep-B 3/8" Alum 2-1/8" Tread Grey	ea.	\$ 103.64
G10B150	Trep-B 3/8" Alum 2-1/8" Tread Grey 4' 11"	ea.	\$ 64.78
HB10B	Trep-B 3/8" Alum 2-1/8" Tread Lt Beige	ea.	\$ 103.64
HB10B150	Trep-B 3/8" Alum 2-1/8" Tread Lt Beige 4' 11"	ea.	\$ 64.78
NB10B	Trep-B 3/8" Alum 2-1/8" Tread Nut Brn	ea.	\$ 103.64
NB10B150	Trep-B 3/8" Alum 2-1/8" Tread Nut Brn 4' 11"	ea.	\$ 64.78
CG10B	Trep-B 3/8" Alum 2-1/8" Tread Yellow	ea.	\$ 103.64
CG10B150	Trep-B 3/8" Alum 2-1/8" Tread Yellow 4' 11"	ea.	\$ 64.78
TAB10	Trep-B 3/8" Support 2-1/8" Alum	ea.	\$ 66.52
TAB10150	Trep-B 3/8" Support 2-1/8" Alum 4' 11"	ea.	\$ 33.26
GS8B	Trep-B 5/16" Alum 2-1/8" Tread Black	ea.	\$ 97.77
GS8B150	Trep-B 5/16" Alum 2-1/8" Tread Black 4' 11"	ea.	\$ 61.10
G8B	Trep-B 5/16" Alum 2-1/8" Tread Grey	ea.	\$ 97.77
G8B150	Trep-B 5/16" Alum 2-1/8" Tread Grey 4' 11"	ea.	\$ 61.10
HB8B	Trep-B 5/16" Alum 2-1/8" Tread Lt Beige	ea.	\$ 97.77
HB8B150	Trep-B 5/16" Alum 2-1/8" Tread Lt Beige 4' 11"	ea.	\$ 61.10
NB8B	Trep-B 5/16" Alum 2-1/8" Tread Nut Brn	ea.	\$ 97.77
NB8B150	Trep-B 5/16" Alum 2-1/8" Tread Nut Brn 4' 11"	ea.	\$ 61.10
CG8B	Trep-B 5/16" Alum 2-1/8" Tread Yellow	ea.	\$ 97.77
CG8B150	Trep-B 5/16" Alum 2-1/8" Tread Yellow 4' 11"	ea.	\$ 61.10
TAB8	Trep-B 5/16" Support 2-1/8" Alum	ea.	\$ 60.54
TAB8150	Trep-B 5/16" Support 2-1/8" Alum 4' 11"	ea.	\$ 30.27
TAB15	Trep-B 5/8" Support 2-1/8" Alum	ea.	\$ 77.20
TAB15150	Trep-B 5/8" Support 2-1/8" Alum 4' 11"	ea.	\$ 38.60
GS15B	Trep-B 9/16" Alum 2-1/8" Tread Black	ea.	\$ 114.13
GS15B150	Trep-B 9/16" Alum 2-1/8" Tread Black 4' 11"	ea.	\$ 71.34
G15B	Trep-B 9/16" Alum 2-1/8" Tread Grey	ea.	\$ 114.13
G15B150	Trep-B 9/16" Alum 2-1/8" Tread Grey 4' 11"	ea.	\$ 71.34
HB15B	Trep-B 9/16" Alum 2-1/8" Tread Lt Beige	ea.	\$ 114.13
HB15B150	Trep-B 9/16" Alum 2-1/8" Tread Lt Beige 4' 11"	ea.	\$ 71.34
NB15B	Trep-B 9/16" Alum 2-1/8" Tread Nut Brn	ea.	\$ 114.13
NB15B150	Trep-B 9/16" Alum 2-1/8" Tread Nut Brn 4' 11"	ea.	\$ 71.34
CG15B	Trep-B 9/16" Alum 2-1/8" Tread Yellow	ea.	\$ 114.13
CG15B150	Trep-B 9/16" Alum 2-1/8" Tread Yellow 4' 11"	ea.	\$ 71.34
E52GS	Trep-B End Cap Pvc Black	ea.	\$ 2.44
E52G	Trep-B End Cap Pvc Grey	ea.	\$ 2.44
E52HB	Trep-B End Cap Pvc Lt Beige	ea.	\$ 2.44
E52NB	Trep-B End Cap Pvc Nut Brn	ea.	\$ 2.44
E52CG	Trep-B End Cap Pvc Yellow	ea.	\$ 2.44
PEA52GS50	Trep-B Rplcmt 2-1/8" Tread Black 50'	ea.	\$ 239.09
PEA52GS	Trep-B Rplcmt 2-1/8" Tread Black 8' 2-1/2"	ea.	\$ 38.35
PEA52GS300	Trep-B Rplcmt 2-1/8" Tread Black 9' 10"	ea.	\$ 47.68
PEA52G50	Trep-B Rplcmt 2-1/8" Tread Grey 50'	ea.	\$ 239.09
PEA52G	Trep-B Rplcmt 2-1/8" Tread Grey 8' 2-1/2"	ea.	\$ 38.35
PEA52G300	Trep-B Rplcmt 2-1/8" Tread Grey 9' 10"	ea.	\$ 47.68
PEA52HB50	Trep-B Rplcmt 2-1/8" Tread Lt Beige 50'	ea.	\$ 239.09
PEA52HB	Trep-B Rplcmt 2-1/8" Tread Lt Beige 8' 2-1/2"	ea.	\$ 38.35
PEA52HB300	Trep-B Rplcmt 2-1/8" Tread Lt Beige 9' 10"	ea.	\$ 47.68

SCHLUTER

CODE	DESCRIPTION	UNIT ->	PRICE
PEA52NB50	Trep-B Rplcmt 2-1/8" Tread Nut Brn 50'	ea.	\$ 239.09
PEA52NB	Trep-B Rplcmt 2-1/8" Tread Nut Brn 8' 2-1/2"	ea.	\$ 38.35
PEA52NB300	Trep-B Rplcmt 2-1/8" Tread Nut Brn 9' 10"	ea.	\$ 47.68
PEA52CG50	Trep-B Rplcmt 2-1/8" Tread Yellow 50'	ea.	\$ 239.09
PEA52CG	Trep-B Rplcmt 2-1/8" Tread Yellow 8' 2-1/2"	ea.	\$ 38.35
PEA52CG300	Trep-B Rplcmt 2-1/8" Tread Yellow 9' 10"	ea.	\$ 47.68
ETE	Trep-E End Cap Stn Steel	ea.	\$ 3.68
TE250	Trep-E Stair Nosing 1" Stn Steel	ea.	\$ 78.35
TE250150	Trep-E Stair Nosing 1" Stn Steel 4' 11"	ea.	\$ 48.96
TE50	Trep-E Stair Nosing 3/16" Stn Steel	ea.	\$ 64.87
TE50150	Trep-E Stair Nosing 3/16" Stn Steel 4' 11"	ea.	\$ 40.55
TE20	Trep-E Stair Nosing 3/32" Stn Steel	ea.	\$ 62.72
TE20150	Trep-E Stair Nosing 3/32" Stn Steel 4'11"	ea.	\$ 39.18
TE80	Trep-E Stair Nosing 5/16" Stn Steel	ea.	\$ 66.88
TE80150	Trep-E Stair Nosing 5/16" Stn Steel 4' 11"	ea.	\$ 41.79
TE80V4A	Trep-E Stair Nosing 5/16" Stn Steel V4A	ea.	\$ 73.58
TE80150V4A	Trep-E Stair Nosing 5/16" Stn Steel V4A 4' 11"	ea.	\$ 45.97
TE160	Trep-E Stair Nosing 5/8" Stn Steel	ea.	\$ 72.16
TE160150	Trep-E Stair Nosing 5/8" Stn Steel 4' 11"	ea.	\$ 45.11
TE160V4A	Trep-E Stair Nosing 5/8" Stn Steel V4A	ea.	\$ 79.39
TE160150V4A	Trep-E Stair Nosing 5/8" Stn Steel V4A 4' 11"	ea.	\$ 49.60
TE110	Trep-E Stair Nosing 7/16" Stn Steel	ea.	\$ 68.77
TE110150	Trep-E Stair Nosing 7/16" Stn Steel 4' 11"	ea.	\$ 42.98
TE110V4A	Trep-E Stair Nosing 7/16" Stn Steel V4A	ea.	\$ 75.65
TE110150V4A	Trep-E Stair Nosing 7/16" Stn Steel V4A 4' 11"	ea.	\$ 47.27
TEF56KV4A	Trep-Efk Non-Slip Stair Tread Stn Steel	ea.	\$ 89.44
TEK	Trep-Ek Stair Nosing Retro Stn Steel	ea.	\$ 53.02
TEK150	Trep-Ek Stair Nosing Retro Stn Steel 4' 11"	ea.	\$ 31.82
EFLAE	Trep-FI End Cap Alum Satin	ea.	\$ 2.46
EFLEB	Trep-FI End Cap Brush Stn Steel	ea.	\$ 5.37
FL125AE	Trep-FI Stair Trim 1/2" Alum Satin	ea.	\$ 41.07
FL125AE150	Trep-FI Stair Trim 1/2" Alum Satin 4' 11"	ea.	\$ 30.57
FL125EB	Trep-FI Stair Trim 1/2" Brush Stn Steel	ea.	\$ 98.39
FL125EB150	Trep-FI Stair Trim 1/2" Brush Stn Steel 4' 11"	ea.	\$ 59.04
FL125E	Trep-FI Stair Trim 1/2" Stn Steel	ea.	\$ 81.99
FL125E150	Trep-FI Stair Trim 1/2" Stn Steel 4' 11"	ea.	\$ 49.21
FL90AE	Trep-FI Stair Trim 11/32" Alum Satin	ea.	\$ 39.43
FL90AE150	Trep-FI Stair Trim 11/32" Alum Satin 4' 11"	ea.	\$ 27.92
FL90EB	Trep-FI Stair Trim 11/32" Brush Stn Steel	ea.	\$ 90.27
FL90EB150	Trep-FI Stair Trim 11/32" Brush Stn Steel 4' 11"	ea.	\$ 54.16
FL90E	Trep-FI Stair Trim 11/32" Stn Steel	ea.	\$ 75.22
FL90E150	Trep-FI Stair Trim 11/32" Stn Steel 4' 11"	ea.	\$ 45.14
FL110AE	Trep-FI Stair Trim 7/16" Alum Satin	ea.	\$ 40.26
FL110AE150	Trep-FI Stair Trim 7/16" Alum Satin 4' 11"	ea.	\$ 28.43
FL110EB	Trep-FI Stair Trim 7/16" Brush Stn Steel	ea.	\$ 94.20
FL110EB150	Trep-FI Stair Trim 7/16" Brush Stn Steel 4' 11"	ea.	\$ 56.52
FL110E	Trep-FI Stair Trim 7/16" Stn Steel	ea.	\$ 78.50
FL110E150	Trep-FI Stair Trim 7/16" Stn Steel 4' 11"	ea.	\$ 47.10
GBEB90GS	Trep-Gb 2-5/32" Stair 11/32" Ss Black	ea.	\$ 208.97
GBEB90GS150	Trep-Gb 2-5/32" Stair 11/32" Ss Black 4' 11"	ea.	\$ 131.63
GBEB90T	Trep-Gb 2-5/32" Stair 11/32" Ss Clear	ea.	\$ 208.97
GBEB90T150	Trep-Gb 2-5/32" Stair 11/32" Ss Clear 4' 11"	ea.	\$ 131.63
GBEB110GS	Trep-Gb 2-5/32" Stair 3/8" Ss Black	ea.	\$ 210.43
GBEB110GS150	Trep-Gb 2-5/32" Stair 3/8" Ss Black 4' 11"	ea.	\$ 132.55
GBEB110T	Trep-Gb 2-5/32" Stair 3/8" Ss Clear	ea.	\$ 210.43
GBEB110T150	Trep-Gb 2-5/32" Stair 3/8" Ss Clear 4' 11"	ea.	\$ 132.55
GBEB130GS	Trep-Gb 2-5/32" Stair 33/64" Ss Black	ea.	\$ 212.20
GBEB130GS150	Trep-Gb 2-5/32" Stair 33/64" Ss Black 4' 11"	ea.	\$ 133.65
GBEB130T	Trep-Gb 2-5/32" Stair 33/64" Ss Clear	ea.	\$ 212.20
GBEB130T150	Trep-Gb 2-5/32" Stair 33/64" Ss Clear 4' 11"	ea.	\$ 133.65
GBEB150GS	Trep-Gb 2-5/32" Stair 9/16" Ss Black	ea.	\$ 213.93
GBEB150GS150	Trep-Gb 2-5/32" Stair 9/16" Ss Black 4' 11"	ea.	\$ 134.75
GBEB150T	Trep-Gb 2-5/32" Stair 9/16" Ss Clear	ea.	\$ 213.93
GBEB150T150	Trep-Gb 2-5/32" Stair 9/16" Ss Clear 4' 11"	ea.	\$ 134.75

SCHLUTER

<u>CODE</u>	<u>DESCRIPTION</u>	<u>UNIT -></u>	<u>PRICE</u>
EGBEB	Trep-Gb End Cap 2-5/32" Brush Stn Steel	ea.	\$ 5.55
GBKB183GS	Trep-Gb Replacement Tread Black 60'	ea.	\$ 386.10
GBKB183T	Trep-Gb Replacement Tread Clear 60'	ea.	\$ 386.10
GBEBKGS	Trep-Gkb 2-3/8" Stair Retro Ss Black	ea.	\$ 183.56
GBEBKGS150	Trep-Gkb 2-3/8" Stair Retro Ss Black 4' 11"	ea.	\$ 115.61
GBEBKT	Trep-Gkb 2-3/8" Stair Retro Ss Clear	ea.	\$ 183.56
GBEBKT150	Trep-Gkb 2-3/8" Stair Retro Ss Clear 4' 11"	ea.	\$ 115.61
GSEBKGS	Trep-Gks 1-3/8" Stair Retro Ss Black	ea.	\$ 137.75
GSEBKGS150	Trep-Gks 1-3/8" Stair Retro Ss Black 4' 11"	ea.	\$ 87.33
GSEBKT	Trep-Gks 1-3/8" Stair Retro Ss Clear	ea.	\$ 137.75
GSEBKT150	Trep-Gks 1-3/8" Stair Retro Ss Clear 4' 11"	ea.	\$ 87.33
GSEB90GS	Trep-Gs 1-3/16" Stair 11/32" Ss Black	ea.	\$ 162.87
GSEB90GS150	Trep-Gs 1-3/16" Stair 11/32" Ss Black 4' 11"	ea.	\$ 103.17
GSEB90T	Trep-Gs 1-3/16" Stair 11/32" Ss Clear	ea.	\$ 162.87
GSEB90T150	Trep-Gs 1-3/16" Stair 11/32" Ss Clear 4' 11"	ea.	\$ 103.17
GSEB130GS	Trep-Gs 1-3/16" Stair 33/64" Ss Black	ea.	\$ 166.37
GSEB130GS150	Trep-Gs 1-3/16" Stair 33/64" Ss Black 4' 11"	ea.	\$ 105.38
GSEB130T	Trep-Gs 1-3/16" Stair 33/64" Ss Clear	ea.	\$ 166.37
GSEB130T150	Trep-Gs 1-3/16" Stair 33/64" Ss Clear 4' 11"	ea.	\$ 105.38
GSEB110GS	Trep-Gs 1-3/16" Stair 7/16" Ss Black	ea.	\$ 164.63
GSEB110GS150	Trep-Gs 1-3/16" Stair 7/16" Ss Black 4' 11"	ea.	\$ 104.25
GSEB110T	Trep-Gs 1-3/16" Stair 7/16" Ss Clear	ea.	\$ 164.63
GSEB110T150	Trep-Gs 1-3/16" Stair 7/16" Ss Clear 4' 11"	ea.	\$ 104.25
GSEB150GS	Trep-Gs 1-3/16" Stair 9/16" Ss Black	ea.	\$ 169.18
GSEB150GS150	Trep-Gs 1-3/16" Stair 9/16" Ss Black 4' 11"	ea.	\$ 106.98
GSEB150T	Trep-Gs 1-3/16" Stair 9/16" Ss Clear	ea.	\$ 169.18
GSEB150T150	Trep-Gs 1-3/16" Stair 9/16" Ss Clear 4' 11"	ea.	\$ 106.98
EGSEB	Trep-Gs End Cap 1-3/16" Brush Stn Steel	ea.	\$ 5.55
GSKB183GS	Trep-Gs Replacement Tread Black 60'	ea.	\$ 216.18
GSKB183T	Trep-Gs Replacement Tread Clear 60'	ea.	\$ 216.18
GS12S	Trep-S 1/2" Alum 1-1/32" Tread Black	ea.	\$ 75.04
GS12S150	Trep-S 1/2" Alum 1-1/32" Tread Black 4' 11"	ea.	\$ 46.68
G12S	Trep-S 1/2" Alum 1-1/32" Tread Grey	ea.	\$ 75.04
G12S150	Trep-S 1/2" Alum 1-1/32" Tread Grey 4' 11"	ea.	\$ 46.68
HB12S	Trep-S 1/2" Alum 1-1/32" Tread Lt Beige	ea.	\$ 75.04
HB12S150	Trep-S 1/2" Alum 1-1/32" Tread Lt Beige 4' 11"	ea.	\$ 46.68
NB12S	Trep-S 1/2" Alum 1-1/32" Tread Nut Brn	ea.	\$ 75.04
NB12S150	Trep-S 1/2" Alum 1-1/32" Tread Nut Brn 4' 11"	ea.	\$ 46.68
CG12S	Trep-S 1/2" Alum 1-1/32" Tread Yellow	ea.	\$ 75.04
CG12S150	Trep-S 1/2" Alum 1-1/32" Tread Yellow 4' 11"	ea.	\$ 46.68
TAS12	Trep-S 1/2" Support 1-1/32" Alum	ea.	\$ 50.18
TAS12150	Trep-S 1/2" Support 1-1/32" Alum 4' 11"	ea.	\$ 25.10
GS10S	Trep-S 3/8" Alum 1-1/32" Tread Black	ea.	\$ 70.58
GS10S150	Trep-S 3/8" Alum 1-1/32" Tread Black 4' 11"	ea.	\$ 44.37
G10S	Trep-S 3/8" Alum 1-1/32" Tread Grey	ea.	\$ 70.58
G10S150	Trep-S 3/8" Alum 1-1/32" Tread Grey 4' 11"	ea.	\$ 44.37
HB10S	Trep-S 3/8" Alum 1-1/32" Tread Lt Beige	ea.	\$ 70.58
HB10S150	Trep-S 3/8" Alum 1-1/32" Tread Lt Beige 4' 11"	ea.	\$ 44.37
NB10S	Trep-S 3/8" Alum 1-1/32" Tread Nut Brn	ea.	\$ 70.58
NB10S150	Trep-S 3/8" Alum 1-1/32" Tread Nut Brn 4' 11"	ea.	\$ 44.37
CG10S	Trep-S 3/8" Alum 1-1/32" Tread Yellow	ea.	\$ 70.58
CG10S150	Trep-S 3/8" Alum 1-1/32" Tread Yellow 4' 11"	ea.	\$ 44.37
TAS10	Trep-S 3/8" Support 1-1/32" Alum	ea.	\$ 45.74
TAS10150	Trep-S 3/8" Support 1-1/32" Alum 4' 11"	ea.	\$ 22.87
GS8S	Trep-S 5/16" Alum 1-1/32" Tread Black	ea.	\$ 67.95
GS8S150	Trep-S 5/16" Alum 1-1/32" Tread Black 4' 11"	ea.	\$ 43.22
G8S	Trep-S 5/16" Alum 1-1/32" Tread Grey	ea.	\$ 67.95
G8S150	Trep-S 5/16" Alum 1-1/32" Tread Grey 4' 11"	ea.	\$ 43.22
HB8S	Trep-S 5/16" Alum 1-1/32" Tread Lt Beige	ea.	\$ 67.95
HB8S150	Trep-S 5/16" Alum 1-1/32" Tread Lt Beige 4' 11"	ea.	\$ 43.22
NB8S	Trep-S 5/16" Alum 1-1/32" Tread Nut Brn	ea.	\$ 67.95
NB8S150	Trep-S 5/16" Alum 1-1/32" Tread Nut Brn 4' 11"	ea.	\$ 43.22
CG8S	Trep-S 5/16" Alum 1-1/32" Tread Yellow	ea.	\$ 67.95
CG8S150	Trep-S 5/16" Alum 1-1/32" Tread Yellow 4' 11"	ea.	\$ 43.22

SCHLUTER

<u>CODE</u>	<u>DESCRIPTION</u>	<u>UNIT -></u>	<u>PRICE</u>
TAS8	Trep-S 5/16" Support 1-1/32" Alum	ea.	\$ 43.14
TAS8150	Trep-S 5/16" Support 1-1/32" Alum 4' 11"	ea.	\$ 21.57
PEA26GS50	Trep-S Rplcmt 1-1/32" Tread Black 50'	ea.	\$ 148.29
PEA26GS	Trep-S Rplcmt 1-1/32" Tread Black 8' 2-1/2"	ea.	\$ 23.73
PEA26GS300	Trep-S Rplcmt 1-1/32" Tread Black 9' 10"	ea.	\$ 29.66
PEA26G50	Trep-S Rplcmt 1-1/32" Tread Grey 50'	ea.	\$ 148.29
PEA26G	Trep-S Rplcmt 1-1/32" Tread Grey 8' 2-1/2"	ea.	\$ 23.73
PEA26G300	Trep-S Rplcmt 1-1/32" Tread Grey 9' 10"	ea.	\$ 29.66
PEA26HB50	Trep-S Rplcmt 1-1/32" Tread Lt Beige 50'	ea.	\$ 148.29
PEA26HB	Trep-S Rplcmt 1-1/32" Tread Lt Beige 8' 2-1/2"	ea.	\$ 23.73
PEA26HB300	Trep-S Rplcmt 1-1/32" Tread Lt Beige 9' 10"	ea.	\$ 29.66
PEA26NB50	Trep-S Rplcmt 1-1/32" Tread Nut Brn 50'	ea.	\$ 148.29
PEA26NB	Trep-S Rplcmt 1-1/32" Tread Nut Brn 8' 2-1/2"	ea.	\$ 23.73
PEA26NB300	Trep-S Rplcmt 1-1/32" Tread Nut Brn 9' 10"	ea.	\$ 29.66
PEA26CG50	Trep-S Rplcmt 1-1/32" Tread Yellow 50'	ea.	\$ 148.29
PEA26CG	Trep-S Rplcmt 1-1/32" Tread Yellow 8' 2-1/2"	ea.	\$ 23.73
PEA26CG300	Trep-S Rplcmt 1-1/32" Tread Yellow 9' 10"	ea.	\$ 29.66
CG12SE	Trep-Se 1/2" Ss 1-1/32" Tread Yellow	ea.	\$ 109.38
GS12SE	Trep-Se 1/2" Ss 1-1/32" Tread Black	ea.	\$ 109.38
G12SE	Trep-Se 1/2" Ss 1-1/32" Tread Grey	ea.	\$ 109.38
G12SE150	Trep-Se 1/2" Ss 1-1/32" Tread Grey 4' 11"	ea.	\$ 67.74
HB12SE	Trep-Se 1/2" Ss 1-1/32" Tread Lt Beige	ea.	\$ 109.38
HB12SE150	Trep-Se 1/2" Ss 1-1/32" Tread Lt Beige 4' 11"	ea.	\$ 67.74
NB12SE	Trep-Se 1/2" Ss 1-1/32" Tread Nut Brn	ea.	\$ 109.38
NB12SE150	Trep-Se 1/2" Ss 1-1/32" Tread Nut Brn 4' 11"	ea.	\$ 67.74
CG12SE150	Trep-Se 1/2" Ss 1-1/32" Tread Yellow 4' 11"	ea.	\$ 67.74
GS12SE150	Trep-Se 1/2" Ss 2-1/8" Tread Black 4' 11"	ea.	\$ 67.74
TES12	Trep-Se 1/2" Support 1-1/32" Stn Steel	ea.	\$ 85.07
TES12150	Trep-Se 1/2" Support 1-1/32" Stn Steel 4' 11"	ea.	\$ 49.57
GS10SE	Trep-Se 3/8" Ss 1-1/32" Tread Black	ea.	\$ 105.36
GS10SE150	Trep-Se 3/8" Ss 1-1/32" Tread Black 4' 11"	ea.	\$ 66.08
G10SE	Trep-Se 3/8" Ss 1-1/32" Tread Grey	ea.	\$ 105.36
G10SE150	Trep-Se 3/8" Ss 1-1/32" Tread Grey 4' 11"	ea.	\$ 66.08
HB10SE	Trep-Se 3/8" Ss 1-1/32" Tread Lt Beige	ea.	\$ 105.36
HB10SE150	Trep-Se 3/8" Ss 1-1/32" Tread Lt Beige 4' 11"	ea.	\$ 66.08
NB10SE	Trep-Se 3/8" Ss 1-1/32" Tread Nut Brn	ea.	\$ 105.36
NB10SE150	Trep-Se 3/8" Ss 1-1/32" Tread Nut Brn 4' 11"	ea.	\$ 66.08
CG10SE	Trep-Se 3/8" Ss 1-1/32" Tread Yellow	ea.	\$ 105.36
CG10SE150	Trep-Se 3/8" Ss 1-1/32" Tread Yellow 4' 11"	ea.	\$ 66.08
TES10	Trep-Se 3/8" Support 1-1/32" Stn Steel	ea.	\$ 82.10
TES10150	Trep-Se 3/8" Support 1-1/32" Stn Steel 4' 11"	ea.	\$ 48.31
GS8SE	Trep-Se 5/16" Ss 1-1/32" Tread Black	ea.	\$ 102.18
GS8SE150	Trep-Se 5/16" Ss 1-1/32" Tread Black 4' 11"	ea.	\$ 63.87
G8SE	Trep-Se 5/16" Ss 1-1/32" Tread Grey	ea.	\$ 102.18
G8SE150	Trep-Se 5/16" Ss 1-1/32" Tread Grey 4' 11"	ea.	\$ 63.87
HB8SE	Trep-Se 5/16" Ss 1-1/32" Tread Lt Beige	ea.	\$ 102.18
HB8SE150	Trep-Se 5/16" Ss 1-1/32" Tread Lt Beige 4' 11"	ea.	\$ 63.87
NB8SE	Trep-Se 5/16" Ss 1-1/32" Tread Nut Brn	ea.	\$ 102.18
NB8SE150	Trep-Se 5/16" Ss 1-1/32" Tread Nut Brn 4' 11"	ea.	\$ 63.87
CG8SE	Trep-Se 5/16" Ss 1-1/32" Tread Yellow	ea.	\$ 102.18
CG8SE150	Trep-Se 5/16" Ss 1-1/32" Tread Yellow 4' 11"	ea.	\$ 63.87
TES8	Trep-Se 5/16" Support 1-1/32" Stn Steel	ea.	\$ 78.14
TES8150	Trep-Se 5/16" Support 1-1/32" Stn Steel 4' 11"	ea.	\$ 47.78
PE26GS	Trep-Se Rplcmt 1-1/32" Tread Black 8' 2-1/2"	ea.	\$ 23.73
PE26GS300	Trep-Se Rplcmt 1-1/32" Tread Black 9' 10"	ea.	\$ 29.66
PE26G	Trep-Se Rplcmt 1-1/32" Tread Grey 8' 2-1/2"	ea.	\$ 23.73
PE26G300	Trep-Se Rplcmt 1-1/32" Tread Grey 9' 10"	ea.	\$ 29.66
PE26HB	Trep-Se Rplcmt 1-1/32" Tread Lt Beige 8' 2-1/2"	ea.	\$ 23.73
PE26HB300	Trep-Se Rplcmt 1-1/32" Tread Lt Beige 9' 10"	ea.	\$ 29.66
PE26NB	Trep-Se Rplcmt 1-1/32" Tread Nut Brn 8' 2-1/2"	ea.	\$ 23.73
PE26NB300	Trep-Se Rplcmt 1-1/32" Tread Nut Brn 9' 10"	ea.	\$ 29.66
PE26CG	Trep-Se Rplcmt 1-1/32" Tread Yellow 8' 2-1/2"	ea.	\$ 23.73
PE26CG300	Trep-Se Rplcmt 1-1/32" Tread Yellow 9' 10"	ea.	\$ 29.66
E26GS	Trep-Se/-S End Cap Pvc Black	ea.	\$ 2.25

SCHLUTER

<u>CODE</u>	<u>DESCRIPTION</u>	<u>UNIT -></u>	<u>PRICE</u>
E26G	Trep-Se/-S End Cap Pvc Grey	ea.	\$ 2.25
E26HB	Trep-Se/-S End Cap Pvc Lt Beige	ea.	\$ 2.25
E26NB	Trep-Se/-S End Cap Pvc Nut Brn	ea.	\$ 2.25
E26CG	Trep-Se/-S End Cap Pvc Yellow	ea.	\$ 2.25
TAP50AE	Trep-Tap 2" Stair Riser Alum Satin	ea.	\$ 39.90
TAP50AE100	Trep-Tap 2" Stair Riser Alum Satin 3' 3"	ea.	\$ 19.26
TAP50AE150	Trep-Tap 2" Stair Riser Alum Satin 4' 11"	ea.	\$ 26.15
TAPR61AE	Trep-Tap 2-7/32" Stair Riser Alum Satin	ea.	\$ 41.09
TAPR61AE150	Trep-Tap 2-7/32" Stair Riser Alum Satin 4' 11"	ea.	\$ 25.08
TLAP1	Troba-Level-Ap 1 Leveling Shim (250/Bag)	ea.	\$ 68.65
TLLV310	Troba-Level-Lv 3 Stack Paver Support (10)	ea.	\$ 81.24
TLPL1010	Troba-Level-Pl 10 Stack Paver Support (10)	ea.	\$ 45.09
TLPLA3010	Troba-Level-Pla 30 Stack Paver Support Ext (10)	ea.	\$ 52.20
TLPLA706	Troba-Level-Pla 70 Adjst Paver Support Ext (6)	ea.	\$ 68.58
TLPLS6	Troba-Level-Pls 6 Protective Pad (10/Pack)	ea.	\$ 42.64
TLPLV606	Troba-Level-Plv 60 Adjust Paver Support (6)	ea.	\$ 104.30
TROBAPLUS8	Troba-Plus Drainage Membrane 3'3" X 41' = 134.5 Sf	ea.	\$ 419.06
TZFK3	Troba-Zfk Joint Spacer (50/Bag)	ea.	\$ 25.91
VPROL125ABGB	Vinpro-Ro Bullnose 1/2" Alum Brush Bronze	ea.	\$ 49.59
VPROL125ACGB	Vinpro-Ro Bullnose 1/2" Alum Brush Chrome	ea.	\$ 47.27
VPROL125ATGB	Vinpro-Ro Bullnose 1/2" Alum Brush Nickel	ea.	\$ 49.14
VPRO60ABGB	Vinpro-Ro Bullnose 1/4" Alum Brush Bronze		<i>Discontinued</i>
VPROL60ABGB	Vinpro-Ro Bullnose 1/4" Alum Brush Bronze	ea.	\$ 45.35
VPRO60ACGB	Vinpro-Ro Bullnose 1/4" Alum Brush Chrome		<i>Discontinued</i>
VPROL60ACGB	Vinpro-Ro Bullnose 1/4" Alum Brush Chrome	ea.	\$ 43.22
VPRO60ATGB	Vinpro-Ro Bullnose 1/4" Alum Brush Nickel		<i>Discontinued</i>
VPROL60ATGB	Vinpro-Ro Bullnose 1/4" Alum Brush Nickel	ea.	\$ 44.93
VPRO30ABGB	Vinpro-Ro Bullnose 1/8" Alum Brush Bronze	ea.	\$ 31.46
VPRO30ACGB	Vinpro-Ro Bullnose 1/8" Alum Brush Chrome	ea.	\$ 30.14
VPRO30ATGB	Vinpro-Ro Bullnose 1/8" Alum Brush Nickel	ea.	\$ 31.46
VPROL90ABGB	Vinpro-Ro Bullnose 11/32" Alum Brush Bronze	ea.	\$ 48.13
VPROL90ACGB	Vinpro-Ro Bullnose 11/32" Alum Brush Chrome	ea.	\$ 45.88
VPROL90ATGB	Vinpro-Ro Bullnose 11/32" Alum Brush Nickel	ea.	\$ 47.69
VPROL65ABGB	Vinpro-Ro Bullnose 17/64" Alum Brush Bronze	ea.	\$ 45.80
VPROL65ACGB	Vinpro-Ro Bullnose 17/64" Alum Brush Chrome	ea.	\$ 43.65
VPROL65ATGB	Vinpro-Ro Bullnose 17/64" Alum Brush Nickel	ea.	\$ 45.37
VPROL75ABGB	Vinpro-Ro Bullnose 19/64" Alum Brush Bronze	ea.	\$ 46.72
VPROL75ACGB	Vinpro-Ro Bullnose 19/64" Alum Brush Chrome	ea.	\$ 44.53
VPROL75ATGB	Vinpro-Ro Bullnose 19/64" Alum Brush Nickel	ea.	\$ 46.29
VPROL85ABGB	Vinpro-Ro Bullnose 21/64" Alum Brush Bronze	ea.	\$ 47.66
VPROL85ACGB	Vinpro-Ro Bullnose 21/64" Alum Brush Chrome	ea.	\$ 45.43
VPROL85ATGB	Vinpro-Ro Bullnose 21/64" Alum Brush Nickel	ea.	\$ 47.22
VPRO50ABGB	Vinpro-Ro Bullnose 3/16" Alum Brush Bronze	ea.	\$ 32.76
VPRO50ACGB	Vinpro-Ro Bullnose 3/16" Alum Brush Chrome	ea.	\$ 31.46
VPRO50ATGB	Vinpro-Ro Bullnose 3/16" Alum Brush Nickel	ea.	\$ 32.76
VPROL100ABGB	Vinpro-Ro Bullnose 3/8" Alum Brush Bronze	ea.	\$ 48.61
VPROL100ACGB	Vinpro-Ro Bullnose 3/8" Alum Brush Chrome	ea.	\$ 46.34
VPROL100ATGB	Vinpro-Ro Bullnose 3/8" Alum Brush Nickel	ea.	\$ 48.17
VPROL80ABGB	Vinpro-Ro Bullnose 5/16" Alum Brush Bronze	ea.	\$ 47.18
VPROL80ACGB	Vinpro-Ro Bullnose 5/16" Alum Brush Chrome	ea.	\$ 44.98
VPROL80ATGB	Vinpro-Ro Bullnose 5/16" Alum Brush Nickel	ea.	\$ 46.76
VPRO40ABGB	Vinpro-Ro Bullnose 5/32" Alum Brush Bronze	ea.	\$ 32.11
VPRO40ACGB	Vinpro-Ro Bullnose 5/32" Alum Brush Chrome	ea.	\$ 30.79
VPRO40ATGB	Vinpro-Ro Bullnose 5/32" Alum Brush Nickel	ea.	\$ 32.11
VPROL110ABGB	Vinpro-Ro Bullnose 7/16" Alum Brush Bronze	ea.	\$ 49.10
VPROL110ACGB	Vinpro-Ro Bullnose 7/16" Alum Brush Chrome	ea.	\$ 46.80
VPROL110ATGB	Vinpro-Ro Bullnose 7/16" Alum Brush Nickel	ea.	\$ 48.65
VPROL55ABGB	Vinpro-Ro Bullnose 7/32" Alum Brush Bronze	ea.	\$ 44.90
VPROL55ACGB	Vinpro-Ro Bullnose 7/32" Alum Brush Chrome	ea.	\$ 42.80
VPROL55ATGB	Vinpro-Ro Bullnose 7/32" Alum Brush Nickel	ea.	\$ 44.48
VPROL70ABGB	Vinpro-Ro Bullnose 9/32" Alum Brush Bronze	ea.	\$ 46.26
VPROL70ACGB	Vinpro-Ro Bullnose 9/32" Alum Brush Chrome	ea.	\$ 44.09
VPROL70ATGB	Vinpro-Ro Bullnose 9/32" Alum Brush Nickel	ea.	\$ 45.83
VPSSL125ABGB	Vinpro-S Edge Trim 1/2" Alum Brush Bronze	ea.	\$ 33.45

SCHLUTER

CODE	DESCRIPTION	UNIT ->	PRICE
VPSSL125ACGB	Vinpro-S Edge Trim 1/2" Alum Brush Chrome	ea.	\$ 30.81
VPSSL125ATGB	Vinpro-S Edge Trim 1/2" Alum Brush Nickel	ea.	\$ 32.31
VPSS60ABGB	Vinpro-S Edge Trim 1/4" Alum Brush Bronze		<i>Discontinued</i>
VPSSL60ABGB	Vinpro-S Edge Trim 1/4" Alum Brush Bronze	ea.	\$ 30.59
VPSS60ACGB	Vinpro-S Edge Trim 1/4" Alum Brush Chrome		<i>Discontinued</i>
VPSSL60ACGB	Vinpro-S Edge Trim 1/4" Alum Brush Chrome	ea.	\$ 28.17
VPSS60ATGB	Vinpro-S Edge Trim 1/4" Alum Brush Nickel		<i>Discontinued</i>
VPSSL60ATGB	Vinpro-S Edge Trim 1/4" Alum Brush Nickel	ea.	\$ 29.54
VPSS30ABGB	Vinpro-S Edge Trim 1/8" Alum Brush Bronze	ea.	\$ 25.13
VPSS30ACGB	Vinpro-S Edge Trim 1/8" Alum Brush Chrome	ea.	\$ 22.47
VPSS30ATGB	Vinpro-S Edge Trim 1/8" Alum Brush Nickel	ea.	\$ 23.85
VPSSL90ABGB	Vinpro-S Edge Trim 11/32" Alum Brush Bronze	ea.	\$ 32.47
VPSSL90ACGB	Vinpro-S Edge Trim 11/32" Alum Brush Chrome	ea.	\$ 29.90
VPSSL90ATGB	Vinpro-S Edge Trim 11/32" Alum Brush Nickel	ea.	\$ 31.37
VPSSL65ABGB	Vinpro-S Edge Trim 17/64" Alum Brush Bronze	ea.	\$ 30.89
VPSSL65ACGB	Vinpro-S Edge Trim 17/64" Alum Brush Chrome	ea.	\$ 28.45
VPSSL65ATGB	Vinpro-S Edge Trim 17/64" Alum Brush Nickel	ea.	\$ 29.85
VPSSL75ABGB	Vinpro-S Edge Trim 19/64" Alum Brush Bronze	ea.	\$ 31.51
VPSSL75ACGB	Vinpro-S Edge Trim 19/64" Alum Brush Chrome	ea.	\$ 29.03
VPSSL75ATGB	Vinpro-S Edge Trim 19/64" Alum Brush Nickel	ea.	\$ 30.44
VPSSL85ABGB	Vinpro-S Edge Trim 21/64" Alum Brush Bronze	ea.	\$ 32.14
VPSSL85ACGB	Vinpro-S Edge Trim 21/64" Alum Brush Chrome	ea.	\$ 29.61
VPSSL85ATGB	Vinpro-S Edge Trim 21/64" Alum Brush Nickel	ea.	\$ 31.05
VPSS50ABGB	Vinpro-S Edge Trim 3/16" Alum Brush Bronze	ea.	\$ 25.74
VPSS50ACGB	Vinpro-S Edge Trim 3/16" Alum Brush Chrome	ea.	\$ 22.79
VPSS50ATGB	Vinpro-S Edge Trim 3/16" Alum Brush Nickel	ea.	\$ 24.30
VPSSL100ABGB	Vinpro-S Edge Trim 3/8" Alum Brush Bronze	ea.	\$ 32.79
VPSSL100ACGB	Vinpro-S Edge Trim 3/8" Alum Brush Chrome	ea.	\$ 30.21
VPSSL100ATGB	Vinpro-S Edge Trim 3/8" Alum Brush Nickel	ea.	\$ 31.68
VPSSL80ABGB	Vinpro-S Edge Trim 5/16" Alum Brush Bronze	ea.	\$ 31.83
VPSSL80ACGB	Vinpro-S Edge Trim 5/16" Alum Brush Chrome	ea.	\$ 29.32
VPSSL80ATGB	Vinpro-S Edge Trim 5/16" Alum Brush Nickel	ea.	\$ 30.75
VPSS40ABGB	Vinpro-S Edge Trim 5/32" Alum Brush Bronze	ea.	\$ 25.44
VPSS40ACGB	Vinpro-S Edge Trim 5/32" Alum Brush Chrome	ea.	\$ 22.59
VPSS40ATGB	Vinpro-S Edge Trim 5/32" Alum Brush Nickel	ea.	\$ 24.11
VPSSL110ABGB	Vinpro-S Edge Trim 7/16" Alum Brush Bronze	ea.	\$ 33.12
VPSSL110ACGB	Vinpro-S Edge Trim 7/16" Alum Brush Chrome	ea.	\$ 30.50
VPSSL110ATGB	Vinpro-S Edge Trim 7/16" Alum Brush Nickel	ea.	\$ 32.00
VPSSL55ABGB	Vinpro-S Edge Trim 7/32" Alum Brush Bronze	ea.	\$ 30.29
VPSSL55ACGB	Vinpro-S Edge Trim 7/32" Alum Brush Chrome	ea.	\$ 27.89
VPSSL55ATGB	Vinpro-S Edge Trim 7/32" Alum Brush Nickel	ea.	\$ 29.25
VPSSL70ABGB	Vinpro-S Edge Trim 9/32" Alum Brush Bronze	ea.	\$ 31.20
VPSSL70ACGB	Vinpro-S Edge Trim 9/32" Alum Brush Chrome	ea.	\$ 28.73
VPSSL70ATGB	Vinpro-S Edge Trim 9/32" Alum Brush Nickel	ea.	\$ 30.14
VPSTL125ABGB	Vinpro-Step 1/2" Alum Brush Bronze	ea.	\$ 52.80
VPSTL125ACGB	Vinpro-Step 1/2" Alum Brush Chrome	ea.	\$ 46.54
VPSTL125ATGB	Vinpro-Step 1/2" Alum Brush Nickel	ea.	\$ 49.16
VPST60ABGB	Vinpro-Step 1/4" Alum Brush Bronze		<i>Discontinued</i>
VPSTL60ABGB	Vinpro-Step 1/4" Alum Brush Bronze	ea.	\$ 40.47
VPST60ACGB	Vinpro-Step 1/4" Alum Brush Chrome		<i>Discontinued</i>
VPSTL60ACGB	Vinpro-Step 1/4" Alum Brush Chrome	ea.	\$ 35.66
VPST60ATGB	Vinpro-Step 1/4" Alum Brush Nickel		<i>Discontinued</i>
VPSTL60ATGB	Vinpro-Step 1/4" Alum Brush Nickel	ea.	\$ 37.69
VPST30ABGB	Vinpro-Step 1/8" Alum Brush Bronze	ea.	\$ 31.46
VPST30ACGB	Vinpro-Step 1/8" Alum Brush Chrome	ea.	\$ 30.14
VPST30ATGB	Vinpro-Step 1/8" Alum Brush Nickel	ea.	\$ 31.46
VPSTL90ABGB	Vinpro-Step 11/32" Alum Brush Bronze	ea.	\$ 48.32
VPSTL90ACGB	Vinpro-Step 11/32" Alum Brush Chrome	ea.	\$ 42.59
VPSTL90ATGB	Vinpro-Step 11/32" Alum Brush Nickel	ea.	\$ 45.00
VPSTL65ABGB	Vinpro-Step 17/64" Alum Brush Bronze	ea.	\$ 41.68
VPSTL65ACGB	Vinpro-Step 17/64" Alum Brush Chrome	ea.	\$ 36.73
VPSTL65ATGB	Vinpro-Step 17/64" Alum Brush Nickel	ea.	\$ 38.81
VPSTL75ABGB	Vinpro-Step 19/64" Alum Brush Bronze	ea.	\$ 44.21
VPSTL75ACGB	Vinpro-Step 19/64" Alum Brush Chrome	ea.	\$ 38.97

SCHLUTER

CODE	DESCRIPTION	UNIT ->	PRICE
VPSTL75ATGB	Vinpro-Step 19/64" Alum Brush Nickel	ea.	\$ 41.18
VPSTL85ABGB	Vinpro-Step 21/64" Alum Brush Bronze	ea.	\$ 46.91
VPSTL85ACGB	Vinpro-Step 21/64" Alum Brush Chrome	ea.	\$ 41.34
VPSTL85ATGB	Vinpro-Step 21/64" Alum Brush Nickel	ea.	\$ 43.68
VPST50ABGB	Vinpro-Step 3/16" Alum Brush Bronze	ea.	\$ 32.76
VPST50ACGB	Vinpro-Step 3/16" Alum Brush Chrome	ea.	\$ 31.46
VPST50ATGB	Vinpro-Step 3/16" Alum Brush Nickel	ea.	\$ 32.76
VPSTL100ABGB	Vinpro-Step 3/8" Alum Brush Bronze	ea.	\$ 49.77
VPSTL100ACGB	Vinpro-Step 3/8" Alum Brush Chrome	ea.	\$ 43.86
VPSTL100ATGB	Vinpro-Step 3/8" Alum Brush Nickel	ea.	\$ 46.35
VPSTL80ABGB	Vinpro-Step 5/16" Alum Brush Bronze	ea.	\$ 45.54
VPSTL80ACGB	Vinpro-Step 5/16" Alum Brush Chrome	ea.	\$ 40.14
VPSTL80ATGB	Vinpro-Step 5/16" Alum Brush Nickel	ea.	\$ 42.41
VPST40ABGB	Vinpro-Step 5/32" Alum Brush Bronze	ea.	\$ 32.11
VPST40ACGB	Vinpro-Step 5/32" Alum Brush Chrome	ea.	\$ 30.79
VPST40ATGB	Vinpro-Step 5/32" Alum Brush Nickel	ea.	\$ 32.11
VPSTL110ABGB	Vinpro-Step 7/16" Alum Brush Bronze	ea.	\$ 51.26
VPSTL110ACGB	Vinpro-Step 7/16" Alum Brush Chrome	ea.	\$ 45.18
VPSTL110ATGB	Vinpro-Step 7/16" Alum Brush Nickel	ea.	\$ 47.73
VPSTL55ABGB	Vinpro-Step 7/32" Alum Brush Bronze	ea.	\$ 39.29
VPSTL55ACGB	Vinpro-Step 7/32" Alum Brush Chrome	ea.	\$ 34.63
VPSTL55ATGB	Vinpro-Step 7/32" Alum Brush Nickel	ea.	\$ 36.59
VPSTL70ABGB	Vinpro-Step 9/32" Alum Brush Bronze	ea.	\$ 42.93
VPSTL70ACGB	Vinpro-Step 9/32" Alum Brush Chrome	ea.	\$ 37.83
VPSTL70ATGB	Vinpro-Step 9/32" Alum Brush Nickel	ea.	\$ 39.98
VPSTRL125ABGB	Vinpro-Step-R 1/2" Alum Brush Bronze	ea.	\$ 69.50
VPSTRL125ACGB	Vinpro-Step-R 1/2" Alum Brush Chrome	ea.	\$ 64.02
VPSTRL125ATGB	Vinpro-Step-R 1/2" Alum Brush Nickel	ea.	\$ 69.41
VPSTRL60ABGB	Vinpro-Step-R 1/4" Alum Brush Bronze	ea.	\$ 63.55
VPSTRL60ACGB	Vinpro-Step-R 1/4" Alum Brush Chrome	ea.	\$ 58.53
VPSTRL60ATGB	Vinpro-Step-R 1/4" Alum Brush Nickel	ea.	\$ 63.47
VPSTRL30ABGB	Vinpro-Step-R 1/8" Alum Brush Bronze	ea.	\$ 61.08
VPSTRL30ACGB	Vinpro-Step-R 1/8" Alum Brush Chrome	ea.	\$ 56.25
VPSTRL30ATGB	Vinpro-Step-R 1/8" Alum Brush Nickel	ea.	\$ 61.00
VPSTRL90ABGB	Vinpro-Step-R 11/32" Alum Brush Bronze	ea.	\$ 67.47
VPSTRL90ACGB	Vinpro-Step-R 11/32" Alum Brush Chrome	ea.	\$ 62.15
VPSTRL90ATGB	Vinpro-Step-R 11/32" Alum Brush Nickel	ea.	\$ 67.38
VPSTRL65ABGB	Vinpro-Step-R 17/64" Alum Brush Bronze	ea.	\$ 64.19
VPSTRL65ACGB	Vinpro-Step-R 17/64" Alum Brush Chrome	ea.	\$ 59.12
VPSTRL65ATGB	Vinpro-Step-R 17/64" Alum Brush Nickel	ea.	\$ 64.10
VPSTRL75ABGB	Vinpro-Step-R 19/64" Alum Brush Bronze	ea.	\$ 65.48
VPSTRL75ACGB	Vinpro-Step-R 19/64" Alum Brush Chrome	ea.	\$ 60.31
VPSTRL75ATGB	Vinpro-Step-R 19/64" Alum Brush Nickel	ea.	\$ 65.40
VPSTRL85ABGB	Vinpro-Step-R 21/64" Alum Brush Bronze	ea.	\$ 66.79
VPSTRL85ACGB	Vinpro-Step-R 21/64" Alum Brush Chrome	ea.	\$ 61.53
VPSTRL85ATGB	Vinpro-Step-R 21/64" Alum Brush Nickel	ea.	\$ 66.71
VPSTRL50ABGB	Vinpro-Step-R 3/16" Alum Brush Bronze	ea.	\$ 62.30
VPSTRL50ACGB	Vinpro-Step-R 3/16" Alum Brush Chrome	ea.	\$ 57.39
VPSTRL50ATGB	Vinpro-Step-R 3/16" Alum Brush Nickel	ea.	\$ 62.22
VPSTRL100ABGB	Vinpro-Step-R 3/8" Alum Brush Bronze	ea.	\$ 68.14
VPSTRL100ACGB	Vinpro-Step-R 3/8" Alum Brush Chrome	ea.	\$ 62.76
VPSTRL100ATGB	Vinpro-Step-R 3/8" Alum Brush Nickel	ea.	\$ 68.05
VPSTRL80ABGB	Vinpro-Step-R 5/16" Alum Brush Bronze	ea.	\$ 66.14
VPSTRL80ACGB	Vinpro-Step-R 5/16" Alum Brush Chrome	ea.	\$ 60.92
VPSTRL80ATGB	Vinpro-Step-R 5/16" Alum Brush Nickel	ea.	\$ 66.05
VPSTRL40ABGB	Vinpro-Step-R 5/32" Alum Brush Bronze	ea.	\$ 61.68
VPSTRL40ACGB	Vinpro-Step-R 5/32" Alum Brush Chrome	ea.	\$ 56.81
VPSTRL40ATGB	Vinpro-Step-R 5/32" Alum Brush Nickel	ea.	\$ 61.61
VPSTRL110ABGB	Vinpro-Step-R 7/16" Alum Brush Bronze	ea.	\$ 68.82
VPSTRL110ACGB	Vinpro-Step-R 7/16" Alum Brush Chrome	ea.	\$ 63.39
VPSTRL110ATGB	Vinpro-Step-R 7/16" Alum Brush Nickel	ea.	\$ 68.73
VPSTRL55ABGB	Vinpro-Step-R 7/32" Alum Brush Bronze	ea.	\$ 62.92
VPSTRL55ACGB	Vinpro-Step-R 7/32" Alum Brush Chrome	ea.	\$ 57.96
VPSTRL55ATGB	Vinpro-Step-R 7/32" Alum Brush Nickel	ea.	\$ 62.84

SCHLUTER

<u>CODE</u>	<u>DESCRIPTION</u>	<u>UNIT -></u>	<u>PRICE</u>
VPSTRL70ABGB	Vinpro-Step-R 9/32" Alum Brush Bronze	ea.	\$ 64.83
VPSTRL70ACGB	Vinpro-Step-R 9/32" Alum Brush Chrome	ea.	\$ 59.72
VPSTRL70ATGB	Vinpro-Step-R 9/32" Alum Brush Nickel	ea.	\$ 64.74
VPTL325ABGB	Vinpro-T 1"-Wide Transition Alum Brush Bronze	ea.	\$ 22.95
VPTL325ACGB	Vinpro-T 1"-Wide Transition Alum Brush Chrome	ea.	\$ 22.95
VPTL325ATGB	Vinpro-T 1"-Wide Transition Alum Brush Nickel	ea.	\$ 22.95
VPT314ABGB	Vinpro-T 17/32"-Wide Transition Alum Brush Bronze	ea.	\$ 18.35
VPT314ACGB	Vinpro-T 17/32"-Wide Transition Alum Brush Chrome	ea.	\$ 18.35
VPT314ATGB	Vinpro-T 17/32"-Wide Transition Alum Brush Nickel	ea.	\$ 18.35
VPUL125ABGB	Vinpro-U Reducer 1/2" Alum Brush Bronze	ea.	\$ 71.80
VPUL125ACGB	Vinpro-U Reducer 1/2" Alum Brush Chrome	ea.	\$ 57.03
VPUL125ATGB	Vinpro-U Reducer 1/2" Alum Brush Nickel	ea.	\$ 65.33
VPUL60ABGB	Vinpro-U Reducer 1/4" Alum Brush Bronze		<i>Discontinued</i>
VPUL60ACGB	Vinpro-U Reducer 1/4" Alum Brush Chrome	ea.	\$ 45.44
VPUL60ATGB	Vinpro-U Reducer 1/4" Alum Brush Nickel		<i>Discontinued</i>
VPUL60ACGB	Vinpro-U Reducer 1/4" Alum Brush Chrome	ea.	\$ 41.30
VPUL60ATGB	Vinpro-U Reducer 1/4" Alum Brush Nickel		<i>Discontinued</i>
VPUL60ATGB	Vinpro-U Reducer 1/4" Alum Brush Nickel	ea.	\$ 44.36
VPU30ABGB	Vinpro-U Reducer 1/8" Alum Brush Bronze	ea.	\$ 29.06
VPU30ACGB	Vinpro-U Reducer 1/8" Alum Brush Chrome	ea.	\$ 26.04
VPU30ATGB	Vinpro-U Reducer 1/8" Alum Brush Nickel	ea.	\$ 27.99
VPUL90ABGB	Vinpro-U Reducer 11/32" Alum Brush Bronze	ea.	\$ 54.26
VPUL90ACGB	Vinpro-U Reducer 11/32" Alum Brush Chrome	ea.	\$ 49.31
VPUL90ATGB	Vinpro-U Reducer 11/32" Alum Brush Nickel	ea.	\$ 52.97
VPUL65ABGB	Vinpro-U Reducer 17/64" Alum Brush Bronze	ea.	\$ 46.80
VPUL65ACGB	Vinpro-U Reducer 17/64" Alum Brush Chrome	ea.	\$ 42.54
VPUL65ATGB	Vinpro-U Reducer 17/64" Alum Brush Nickel	ea.	\$ 45.69
VPUL75ABGB	Vinpro-U Reducer 19/64" Alum Brush Bronze	ea.	\$ 49.66
VPUL75ACGB	Vinpro-U Reducer 19/64" Alum Brush Chrome	ea.	\$ 45.12
VPUL75ATGB	Vinpro-U Reducer 19/64" Alum Brush Nickel	ea.	\$ 48.47
VPUL85ABGB	Vinpro-U Reducer 21/64" Alum Brush Bronze	ea.	\$ 52.68
VPUL85ACGB	Vinpro-U Reducer 21/64" Alum Brush Chrome	ea.	\$ 47.88
VPUL85ATGB	Vinpro-U Reducer 21/64" Alum Brush Nickel	ea.	\$ 51.42
VPU50ABGB	Vinpro-U Reducer 3/16" Alum Brush Bronze	ea.	\$ 30.61
VPU50ACGB	Vinpro-U Reducer 3/16" Alum Brush Chrome	ea.	\$ 27.54
VPU50ATGB	Vinpro-U Reducer 3/16" Alum Brush Nickel	ea.	\$ 29.21
VPUL100ABGB	Vinpro-U Reducer 3/8" Alum Brush Bronze	ea.	\$ 67.68
VPUL100ACGB	Vinpro-U Reducer 3/8" Alum Brush Chrome	ea.	\$ 53.75
VPUL100ATGB	Vinpro-U Reducer 3/8" Alum Brush Nickel	ea.	\$ 61.57
VPUL80ABGB	Vinpro-U Reducer 5/16" Alum Brush Bronze	ea.	\$ 51.14
VPUL80ACGB	Vinpro-U Reducer 5/16" Alum Brush Chrome	ea.	\$ 46.49
VPUL80ATGB	Vinpro-U Reducer 5/16" Alum Brush Nickel	ea.	\$ 49.93
VPU40ABGB	Vinpro-U Reducer 5/32" Alum Brush Bronze	ea.	\$ 29.70
VPU40ACGB	Vinpro-U Reducer 5/32" Alum Brush Chrome	ea.	\$ 26.66
VPU40ATGB	Vinpro-U Reducer 5/32" Alum Brush Nickel	ea.	\$ 28.32
VPUL110ABGB	Vinpro-U Reducer 7/16" Alum Brush Bronze	ea.	\$ 69.71
VPUL110ACGB	Vinpro-U Reducer 7/16" Alum Brush Chrome	ea.	\$ 55.37
VPUL110ATGB	Vinpro-U Reducer 7/16" Alum Brush Nickel	ea.	\$ 63.42
VPUL55ABGB	Vinpro-U Reducer 7/32" Alum Brush Bronze	ea.	\$ 44.12
VPUL55ACGB	Vinpro-U Reducer 7/32" Alum Brush Chrome	ea.	\$ 40.10
VPUL55ATGB	Vinpro-U Reducer 7/32" Alum Brush Nickel	ea.	\$ 43.07
VPUL70ABGB	Vinpro-U Reducer 9/32" Alum Brush Bronze	ea.	\$ 48.21
VPUL70ACGB	Vinpro-U Reducer 9/32" Alum Brush Chrome	ea.	\$ 43.81
VPUL70ATGB	Vinpro-U Reducer 9/32" Alum Brush Nickel	ea.	\$ 47.06

ADHESIVES / ACCESSORIES / MOULDINGS

Aquamix | Maintenance Products

PG: C25

<u>CODE</u>	<u>SIZE</u>	<u>UNIT</u>		<u>BKT. I</u>
Heavy-Duty Tile & Grout Cleaner				
<i>Concentrated, high-alkaline cleaner and degreaser. Fast, effective wax and floor finish remover. Non-acidic, will not damage tile or grout.</i>				
HEGRG	Gal.	ea.	\$	53.73
HEGRQ	Qt.	ea.	\$	18.00
Special Order				
HEGR5G	5 Gal.	ea.	\$	241.74
Concentrated Stone & Tile Cleaner				
<i>Super-Concentrated neutral PH cleaner. Non-acidic, safe for everyday use. Pleasant spearmint scent.</i>				
COSTTCLG	Gal.	ea.	\$	40.08
COSTTCLQ	Qt.	ea.	\$	15.84
Grout Deep Clean				
<i>Removes dirt, grease, and food stains from porous grout joints and restores original colour to grout.</i>				
GRDECL24 (Spray)	24 oz.	ea.	\$	21.00
Stone Deep Clean				
<i>Heavy-duty cleaner, degreaser, and wax stripper. Safe for all polished natural stone.</i>				
STDECLG	Gal.	ea.	\$	53.73
STDECLQ	Qt.	ea.	\$	18.00
Stone Clean & Shine				
<i>Spray and buff cleaner that adds luster to any polished natural stone surface. For use on countertops, tabletops, and vanities.</i>				
STCLSH (Spray)	24 oz.	ea.	\$	17.01
Aquashield Cleaner & Resealer				
<i>Non-acidic, non-abrasive cleaner and resealer. Cleans stone, tile, grout, chrome, glass, and laminate</i>				
AQUASHIELD	24 oz.	ea.	\$	26.31
Poultice Stain Remover				
<i>Fine, non-acidic, absorptive clay and abrasive cleaning powder. Removes deep-set oil and grease stains and light grout haze from natural stone and porous tile.</i>				
POSTRE	340g / 3/4lb	Jar	\$	17.52
Nano-Scrub				
<i>A cleaner fortified with nano-sized particles to effectively clean difficult surfaces without damage. Cleans stone, porcelain, and grout. Removes cementitious and epoxy grout haze. Removes coatings and waxes. Can be added to other Aqua Mix cleaners to boost their effectiveness.</i>				
NASCQ	Qt.	ea.	\$	29.79
NASCG	Gal.	ea.	\$	74.37
Grout Haze Clean-up				
<i>Helps prevent grout haze and simplifies clean up during installation.</i>				
GRHACLP	Pint	ea.	\$	14.61
Sealer & Coating Remover (Formerly Sealer & Adhesive Remover)				
<i>Non-flammable, multi-purpose stripper. Removes oil and water-based sealers, paints, adhesives, epoxy grout smears, and deep-set stains from tile and masonry surfaces.</i>				
SECOREQ	Qt.	ea.	\$	37.11
SECOREG	Gal.	ea.	\$	113.94

F.O.B. Toronto / Hamilton / Peterborough
H.S.T. to be added where applicable.

Prices, terms and conditions of sales are subject to change without notice.
All Returned goods must be prepaid. Full unopened cartons.

ADHESIVES / ACCESSORIES / MOULDINGS

Cement Grout Haze Remover

Concentrated acidic treatment. Removes hard water stains, soap scum, rust stains and more.

CEGRHAREQ	Qt.	ea.	\$	18.75
CEGRHAREG	Gal.	ea.	\$	41.37

Eff-Ex Efflorescence Remover

Removes efflorescence and inhibits its reoccurrence from tile & masonry surfaces.

EFFEXG	Gal.	ea.	\$	50.07
--------	------	-----	----	-------

Sulfamic Acid Crystals

Removes grout and mortar haze, rust, and mineral deposits.

Special Order

SUACR	1 lb Jar	ea.	\$	16.02
-------	----------	-----	----	-------

Ex-Treme

An industrial strength cleaner designed to remove outdoor deposits, contaminants from stone, tile, masonry, and concrete surfaces in a much safer formula than strong acid cleaners. Removes hydrocarbon stains and deposits, mineral red dirt and rust stains.

EXTRG	Gal.	ea.	\$	109.20
-------	------	-----	----	--------

Grout Release

Temporary pre-grout coating for porous, textured brick and masonry. Protects surface from grout or mortar staining.

GRREQ	Qt.	ea.	\$	14.85
-------	-----	-----	----	-------

Special Order

GRREG	Gal.	ea.	\$	38.73
-------	------	-----	----	-------

Grout Clean-Up and Sealer Towels

Microfibre towels for quick clean-up after applying grout or sealer.

GTCT6	6	pack	\$	41.19
-------	---	------	----	-------

GROUT COLORANTS

Special Order

Grout Colorants Pre-Treat Cleaner

GRCOCL	8 oz.	ea.	\$	13.53
--------	-------	-----	----	-------

Grout Colorant - Non-Std. Colours (TEC and Aquamix)

GRCOSM	8 oz.	ea.	\$	155.70
--------	-------	-----	----	--------

Grout Colorant - Std. Colours

GRCO	TEC Colours **	8 oz.	ea.	\$	100.83
	Aquamix Colours	8 oz.	ea.	\$	84.48

****TEC Colours:**

903 - Birch	932 - Mocha	945 - Light Buff	982 - Summer Wheat
910 - Bright White	940 - Antique White	949 - Silverado	988 - Pearl
929 - Charcoal Grey	941 - Raven	961 - Sandstone	
931 - Standard White	944 - Light Chocolate	969 - Coffee	

F.O.B. Toronto / Hamilton / Peterborough
H.S.T. to be added where applicable.

Prices, terms and conditions of sales are subject to change without notice.
All Returned goods must be prepaid. Full unopened cartons.

ADHESIVES / ACCESSORIES / MOULDINGS

SEALERS

Grout Sealer

Durable, stain-resistant, natural-look sealer for porous cementitious grout.

GRSEG	Gal.	ea.	\$	114.57
GRSEP	Pint	ea.	\$	20.28
Special Order				
GRSE	8 oz.	ea.	\$	14.25

Floor Shine & Hardener (Floor Finish)

Durable, self-polishing, high-sheen non-yellowing wax-type floor finish. Will withstand high-speed burnishing. Use on interior unglazed, sealed ceramic tile, resilient and wood floors.

FLHAQ	Qt.	ea.	\$	22.80
Special Order				
FLHAG	Gal.	ea.	\$	65.07

ENRICH 'N' SEAL

One step application enhances and seals interior and exterior use, darkens, enriches and highlights with no sheen

ENNSEG	Gal.	ea.	\$	490.65
ENNSEQ	Qt.	ea.	\$	156.45
ENNSEP	Pints	ea.	\$	96.51

Aquamix | Maintenance Products cont'd.

PG: C25

<u>CODE</u>	<u>SIZE</u>	<u>UNIT</u>		<u>BKT. I</u>
Penetrating Sealer				
<i>Stain-resistant, below-surface sealer. Retains natural look with no surface shine. Excellent for interior and exterior use.</i>				
PESEG	Gal.	ea.	\$	68.76
PESEQ	Qt.	ea.	\$	22.23
Special Order				
PESE5G	5 Gal.	ea.	\$	309.36

Seal & Finish (Low Sheen)

One-step, water-based, stain resistant surface sealer with a durable low-sheen finish. Interior use only.

SEFIG	Gal.	ea.		99.60
SEFIQ	Qt.	ea.		32.97
Special Order				
SEFI5G	5 Gal.	ea.		452.22

High-Gloss Sealer

One-step, water-based, stainresistant surface sender with a durable high-sheen finish.

Interior use only. Allow moisture vapour transmission.

HIGLSEQ	Qt.	ea.		32.97
HIGLSEG	Gal.	ea.		99.60

F.O.B. Toronto / Hamilton / Peterborough
H.S.T. to be added where applicable.

Prices, terms and conditions of sales are subject to change without notice.
All Returned goods must be prepaid. Full unopened cartons.

ADHESIVES / ACCESSORIES / MOULDINGS

Sealers Choice Gold

Water-based, odorless, premium, no sheen, natural-look penetrating sealer. Provides maximum stain protection, especially in food preparation and serving areas. Excellent on porous tile and natural stone.

SECHG	Gal.	ea.	\$	300.27
SECHQ	Qt.	ea.	\$	96.15
SECHP	Pt.	ea.	\$	59.31

Special Order

SECH5G	5 Gal.	ea.	\$	1,351.02
--------	--------	-----	----	----------

Stone Enhancer

Solvent-based, no-sheen, non-toxic penetrating/impregnating sealer formulated to enrich & highlight the character of unpolished natural stone. Interior and exterior use.

STENG	Gal.	ea.	\$	334.44
STENQ	Qt.	ea.	\$	106.68
STENP	Pt.	ea.	\$	65.85

STONE RESTORATION

Knockdown Honing Powder

Removes scratches, moderate acid etching, and wear patterns on marble, limestone, and travertine.

KNOC	2 lb	ea.	\$	183.36
------	------	-----	----	--------

Miscellaneous

Ceramics Accessories

PG: C63

<u>CODE</u>	<u>DESCRIPTION</u>	<u>SIZE</u>	<u>UNIT</u>	<u>BKT. I</u>
LATHE7	Ceramic Tile Wire Mesh (10pcs/bundle)	15.5 sf/sheet	ea.	\$ 9.56

Silicone

PG: C58 / C62

<u>CODE</u>	<u>DESCRIPTION</u>	<u>SIZE</u>	<u>UNIT</u>	<u>BKT. I</u>
4801CLR	Silicone Sealant Clear	300 mL	ea.	\$ 11.62
4802WHT	Silicone Sealant White	300 mL	ea.	\$ 11.62
160001	9" Econo Caulking Gun		ea.	\$ 6.64

F.O.B. Toronto / Hamilton / Peterborough
H.S.T. to be added where applicable.

Prices, terms and conditions of sales are subject to change without notice.
All Returned goods must be prepaid. Full unopened cartons.

ADHESIVES / ACCESSORIES / MOULDINGS

Woodwyant | Maintenance Products For Amtico Floors

PG: C28

<u>CODE</u>	<u>SIZE</u>	<u>UNIT</u>		<u>BKT. I</u>
Opti Buff				
<i>A dual purpose cleaning and refurbishing. Formulated to be used in automatic scrubber.</i>				
OPBU4L	4 ltrs.	ea.	\$	46.40

Century Tile Cleaner / Degreaser

<i>Powerful Non-Solvent, PH natural cleaner / degreaser that safely cleans most water washable surfaces.</i>				
CECL4L	4 ltrs.	ea.	\$	66.58

Forte Floor Finish

<i>Forte fortified high solids floor finish combines exceptional initial and long lasting high gloss appearance with great responsiveness to both UHS and conventional maintenance.</i>				
FOFL4L	4 ltrs.	ea.	\$	66.98

Special Order

FOFL20L	20 ltrs.	ea.	\$	325.16
---------	----------	-----	----	--------

Millenium Satin

<i>A low gloss floor finish that can be applied to all types of floors. Provides protection and ease of maintenance.</i>				
Special Order				
MISA4L	4 ltrs.	ea.	\$	73.82

Pathfinder

<i>A powerful, safe, low foam natural cleaner that helps remove embedded dirt from all washable surfaces.</i>				
PATH4L	4 ltrs.	ea.	\$	39.29

Special Order

PATH20L	20 ltrs.	ea.	\$	168.09
---------	----------	-----	----	--------

Super Stripper

<i>A non ammoniated stripper designed to remove old floor finish efficiently and quickly.</i>				
SUST4L	4 ltrs.	ea.	\$	45.93

Special Order

SUST20L	20 ltrs.	ea.	\$	199.22
---------	----------	-----	----	--------

TEC | Ceramic Tile Mastics & Mortars

PG: C73

Mastics

<u>CODE</u>	<u>SIZE</u>	<u>UNITS / CASE</u>		<u>BKT. I</u>
Tec 101 Ceramic Tile Adhesive				
<i>For Ceramic Wall & Floors (ANSIA1361) Types I & II</i>				
TA10135G	3 1/2 Gal. Pail	1	\$	101.43
TA101GN	Gallon Can	2	\$	48.45

Tec 122 Double Duty Adhesive

<i>For Ceramic Tile, Walls & Floors - Light Tan (Color). ANSI A136.1 Types I & II</i>				
TA122G	Gal. Can	4	\$	60.34
TA12235G	3 1/2 Gal. Pail	1	\$	160.99

Tec 123 Double Duty Plus Adhesive

<i>For Ceramic Tile Wall & Floors, Marble - White (Color). ANSI A136.1 Types I & II.</i>				
TA123Q	Quart	12	\$	20.46
TA123G	Gal. Can	4	\$	81.04
TA12335G	31/2 Gal. Pail	1	\$	179.63

F.O.B. Toronto / Hamilton / Peterborough
H.S.T. to be added where applicable.

Prices, terms and conditions of sales are subject to change without notice.
All Returned goods must be prepaid. Full unopened cartons.

ADHESIVES / ACCESSORIES / MOULDINGS

Mortars

PG: C76

<u>CODE</u>		<u>SIZE</u>	<u>UNITS / CASE</u>		<u>BKT. I</u>
1 Flex - Crack Isolation Mortar 333/334					
<i>1 Step Modified Polymer Motar that acts a tile setting Motar and a 1/8" crack isolating membrane.</i>					
Special Order					
TA333	Grey	35 lb. Bag	1	\$	347.88
TA334	White	35 lb. Bag	1	\$	361.68

Sturdi Flex Latex-Modified Thin Set Mortar 345/346

For Walls & Floors. Approved for use over plywood. Use white formulation for installing marble.

TA345	Grey	50 lb. Bag	1	\$	27.40
TA346	White	50 lb. Bag	1	\$	44.89

Full Flex Universal Latex - Modified Thin Set Mortar 390/391

Exceeds all ANSI A118.4 strength specifications.

TA390	Grey	50 lb. Bag	1	\$	38.58
TA39025	Grey	25 lb. Bag	1	\$	38.79
TA391	White	50 lb. Bag	1	\$	61.05

Special Order

TA39125	White	25 lb. Bag	1	\$	44.75
---------	-------	------------	---	----	-------

Super Flex Premium Performance Universal Latex - Modified Thin Set Mortar 392/393

Exceeds all ANSI A118.4 strength specifications.

TA392	Grey	50 lb. Bag	1	\$	103.64
TA39310	White	9.75 lb. Bag	4	\$	38.11
TA393	White	50 lb. Bag	1	\$	109.45
TA39325	White	25 lb. Bag	1	\$	70.10

TEC | Ceramic Tile Mastics & Mortars cont'd

Quick Flex Accelerated Latex-Modified Thin Set Mortar TA 395/396 Fast-setting

PG: C88

Exceeds all ANSI A118.4 strength specifications. Approved for use over plywood.

TA395	Grey	25 lb. Bag	1	\$	44.15
TA396	White	25 lb. Bag	1	\$	61.78

Hydra Flex "Roll On" Spray Water Proofing 316

PG: C76

*Crack Solution Membrane **Not Freeze/Thaw Stable*

TA316G		1 Gal. Pail		\$	214.28
TA3165G		5 Gal.		\$	921.32

Lightweight Mortars

PG: C76

SturdiLight Lightweight Latex-Modified Thin Set Mortar 354/355

TA355	White	25 lb. Bag	1	\$	37.97
-------	-------	------------	---	----	-------

Special Order

TA354	Grey	25 lb. Bag	1	\$	33.91
-------	------	------------	---	----	-------

IsoLight Lightweight Crack Isolation Mortar 358/359

Special Order

TA358	Grey	30 lb. Bag	1	\$	117.01
TA359	White	30 lb. Bag	1	\$	128.11

F.O.B. Toronto / Hamilton / Peterborough

H.S.T. to be added where applicable.

Prices, terms and conditions of sales are subject to change without notice.

All Returned goods must be prepaid. Full unopened cartons.

ADHESIVES / ACCESSORIES / MOULDINGS

Ultimate Large Tile Mortar 382/383

High Performing,

TA382	Grey	40 lb. Bag	1	\$	35.16
TA383	White	40 lb. Bag	1	\$	43.49

Fast Set Ultimate Large Tile Mortar

Fast curing formula. Grout in 3-4 hours.

TA386	Grey	40 lb. Bag	1	\$	47.11
-------	------	------------	---	----	-------

Uncoupling Membrane Mortar

Dry set mortar for use with DITRA. Suitable for large tile installation. Can be mixed with TA862 Acrylbond.

TA337	Grey	50 lb. Bag	1	\$	29.79
TA338	White	50 lb. Bag	1	\$	34.86

Ultimate 6 Plus Mortar

High performance mortar. Full contact/coverage, ideal for porcelain tile, panels, and large heavy tile. Grout in 6 hours. Extended open time.

TA487	White	40 lb. Bag	1	\$	57.81
-------	-------	------------	---	----	-------

Note: 25 lb. bag = 100 bags/plt | 30 lb. bag = 88 bags/plt | 40 lb. bag = 64 bags/plt | 50 lb. bag = 56 bags/plt

TEC | Ceramic Tile Specialty Products

PG: C76

CODE

UNITS / CASE

BKT. I

Triple Flex 324

Two-part waterproof, crack isolation membrane. Used for floors, walls, ceilings. Interior/Exterior.

TA324T	Part C - 6" x 50' Mesh Tape			\$	16.48
--------	-----------------------------	--	--	----	-------

Special Order

TA3245G	5 Gallon Pail Kit	Kit		\$	281.27
---------	-------------------	-----	--	----	--------

TEC | Latex Additives

PG: C76

CODE

SIZE

UNITS / CASE

BKT. I

TA869 Acrylic Grout Additive (Non-flammable)

Specially designed for use with TA650/TA620 Floor and Wall grouts.

TA869G		Gallon Jug	4	\$	52.55
--------	--	------------	---	----	-------

Special Order

TA8695G		5 Gallon Pail	1	\$	185.24
---------	--	---------------	---	----	--------

Acrylbond Mortar Additive - 862

Acrylic mortar additive for TEC thin sets interior/exterior and over plywood.

TA86215		1.5 Gal. Jug		\$	80.52
---------	--	--------------	--	----	-------

TA8625G		5 Gal. Pail		\$	233.00
---------	--	-------------	--	----	--------

Xtra Flex Additive 872

Premium flexible acrylic mortar for thin sets, interior/exterior and over plywood.

Special Order

TA872185		1.85 Gal. Pail		\$	139.91
----------	--	----------------	--	----	--------

TA8725G		5 Gal. Pail		\$	310.62
---------	--	-------------	--	----	--------

TA87250G		Drum (50 Gal.)		\$	3,015.89
----------	--	----------------	--	----	----------

Special Orders: Allow 2 Weeks Delivery

F.O.B. Toronto / Hamilton / Peterborough

H.S.T. to be added where applicable.

Prices, terms and conditions of sales are subject to change without notice.

All Returned goods must be prepaid. Full unopened cartons.

ADHESIVES / ACCESSORIES / MOULDINGS

TEC | Accucolor Poly Modified Wall/Floor Grouts

Grout Boost Advanced Pro - 590

PG: C90

<u>CODE</u>		<u>SIZE</u>	<u>UNITS / CASE</u>		<u>BKT. I</u>
<i>Stain resistant grout additive mixes with any cement-based grout in place of water. Provides resistance to water and oil-based stains. Mold and mildew resistant.</i>					
TA59010	9.75-10lb Sanded/Unsanded	27 fl. oz. Jug		\$	71.49
TA59025	25 lb. Sanded/Unsanded	70 fl. oz. Jug		\$	169.20

TA620 Unsanded Wall Grouts

PG: C81

Group I Colours

TA620931W10	931 Standard White	9.75 lb. Pure Pak	4	\$	35.68
TA620931W25	931 Standard White	25 lb. Pure Pak	1	\$	49.42

Group II Colours

TA620934W10	934 DeLorean Grey	9.75 lb. Pure Pak	4	\$	36.32
-------------	-------------------	-------------------	---	----	-------

TEC | Accucolor Poly Modified Wall/Floor Grouts cont'd

TA620 Unsanded Wall Grouts

PG: C81

<u>CODE</u>		<u>SIZE</u>	<u>UNITS / CASE</u>		<u>BKT. I</u>
Group II Colours					
TA620	+ Color Code + W25	25 lb. Pure Pak	1	\$	50.31
902 Ivory *	927 Light Pewter *	941 Raven *			982 Summer Wheat *
903 Birch *	928 Praline *	944 Light Chocolate *			984 Almond *
906 Cornsilk *	929 Charcoal Grey *	945 Light Buff *			985 Sand *
908 Dove Grey *	932 Mocha *	949 Silverado			988 Pearl
909 Sterling *	933 Standard Grey *	958 Espresso *			991 Parchment *
910 Bright White	935 Silhouette *	961 Sandstone Beige			994 Dark Walnut *
915 Light Smoke *	939 Mist *	969 Coffee *			
925 Sable *	940 Antique White	973 Warm Taupe *			

* Not Available in 25 lbs. bags (still available in 10 lbs. only)

TA650 - Sanded Floor Grouts

PG: C80

<u>CODE</u>		<u>SIZE</u>	<u>UNITS / CASE</u>		<u>BKT. I</u>
Group I Colours					
TA650933F10	933 Standard Grey	9.75 lb. Pure Pak	4	\$	31.91
TA650933F25	933 Standard Grey	25 lb. Bag	1	\$	41.64
Special Order					
TA650933F50	933 Standard Grey	50 lb. Bag	1	\$	80.76
Group II Colours					
TA650931F10	931 Standard White	9.75 lb. Pure Pak	4	\$	24.69
TA650931F25	931 Standard White	25 lb. Bag	1	\$	38.53

Group III Colours

TA650	+Colour+F10	9.75 lb. Pure Pak	4	\$	31.91
902 Ivory*	927 Light Pewter	941 Raven			982 Summer Wheat
903 Birch	928 Praline	944 Light Chocolate*			984 Almond
906 Cornsilk*	929 Charcoal Grey	945 Light Buff			985 Sand
908 Dove Grey	932 Mocha*	949 Silverado			988 Pearl
909 Sterling	934 Delorean Grey	958 Espresso*			991 Parchment*
910 Bright White	935 Silhouette*	961 Sandstone Beige			994 Dark Walnut*
915 Light Smoke	939 Mist	969 Coffee*			
925 Sable	940 Antique White	973 Warm Taupe			

* Not Available in 10 lbs. bags (still available in 25 lbs. only)

F.O.B. Toronto / Hamilton / Peterborough

H.S.T. to be added where applicable.

Prices, terms and conditions of sales are subject to change without notice.

All Returned goods must be prepaid. Full unopened cartons.

ADHESIVES / ACCESSORIES / MOULDINGS

TEC | Power Grout

PG: C97

Group Colours

902 Ivory	934 DeLorean Grey	945 Light Buff	984 Almond
903 Birch	935 Silhouette	985 Sand	988 Pearl
906 Cornsilk	928 Praline	908 Dove Grey	991 Parchment
949 Silverado	931 Standard White	958 Espresso	973 Warm Taupe
915 Light Smoke	933 Standard Grey	909 Sterling	939 Mist
927 Light Pewter	940 Antique White	961 Sandstone Beige	994 Dark Walnut
929 Charcoal Grey	941 Raven	969 Coffee	925 Sable
910 Bright White	944 Light Chocolate	982 Summer Wheat	

TEC | Accucolor EFX Epoxy

PG: C85

CODE

SIZE

UNITS / CASE

BKT. I

TA440 | Special Effects 100% Solids Epoxy Grout

TA4409293GKIT	Charcoal - 1 case Part A and 1 B & C Kit	3 Gallon		\$	649.95
TA440	Part B&C - 2-22.6oz bottles Part B + 2-11.1 lb Part C + 5 Gal Mixing Pail			\$	328.11
TA442	Clean-Up Water Conc.	1 Gallon	4	\$	120.98

Special Order

Group Colours

915 Light Smoke	932 Mocha	949 Silverado
927 Light Pewter	934 DeLorean Grey	961 Sandstone Beige
929 Charcoal Grey	941 Raven	969 Coffee
931 Standard White	945 Light Buff	984 Almond

Special Order: Must order Part A by full cases (2 units). Allow 2-3 Weeks Delivery.

TEC | 100% Silicone Sealant

PG: C87

CODE

SIZE

UNITS / CASE

BKT. I

TA155	+ colour	10.5 oz	ea.	\$	52.62
-------	----------	---------	-----	----	-------

Available in all 32 colours + clear

TEC | In Color Grout

PG: C87A

CODE

SIZE

UNITS / CASE

BKT. I

Pre-mixed commercial grade grout. Can be used for interior and exterior. One formula for floor + wall. Chemical, mold, mildew, and crack resistant. No sealing required.

TA575	+ colour + 10	10 lb Pail	4	\$	155.59
TA575	+ colour	20 lb Pail	ea.	\$	282.50

Available in all 32 colours

TEC | Soft Surface Products

PG: C91

CODE

SIZE

BKT. I

TEC 700 Contract Multipurpose Adhesive

Fast-grab adhesive with good tack for installing carpet and fiber-backed sheet goods.

Special Order

TA7004G		4 Gal.		\$	106.11
---------	--	--------	--	----	--------

F.O.B. Toronto / Hamilton / Peterborough
H.S.T. to be added where applicable.

Prices, terms and conditions of sales are subject to change without notice.
All Returned goods must be prepaid. Full unopened cartons.

ADHESIVES / ACCESSORIES / MOULDINGS

TEC 706 Universal Multipurpose Adhesive

Specially formulated to bond carpet and fiber-backed sheet goods with excellent adhesion and good open time. Can be used on fresh concrete slabs with up to 8lbs/1000sf emissions / 80% RH.

TA706G		1 Gal.	\$	58.24
--------	--	--------	----	-------

Special Order

TA7064G		4 Gal.	\$	143.15
---------	--	--------	----	--------

TEC 704 Premium Fast Grab Carpet Adhesive

Premium quality adhesive for installing carpet or fibre-backed sheets goods that features easy spreading, fast-tack, and quick grab. Can also be used for double bond installations.

TA7044G		4 Gal.	\$	147.74
---------	--	--------	----	--------

TEC 713 Clear Thin Spread Adhesive

Permanent pressure sensitive latex adhesive for interior installation of VCT and asphalt tile.

TA7134G		4 Gal.	\$	155.36
---------	--	--------	----	--------

TEC 749 Releaseable Pressure Sensitive Adhesive

An acrylic latex adhesive used for the installation of modular carpet tile (including recycled), vinyl-backed carpet and recommended double bond cushions.

TA749G		1 Gal.	\$	101.10
--------	--	--------	----	--------

TA7494G		4 Gal.	\$	280.96
---------	--	--------	----	--------

TEC 714 Premium Cove Base Adhesive

Use for vinyl, rubber, and TPR cove base. Features a strong bond, easy water clean-up, excellent wet-su and low odor/zero VOC's.

TA714	Tan	29oz cartridge	\$	16.25
-------	-----	----------------	----	-------

TA7142G	Tan	2 Gal.	\$	109.76
---------	-----	--------	----	--------

Special Order

TA714W	White	29oz cartridge	\$	15.89
--------	-------	----------------	----	-------

TEC 744 Solid Vinyl Plank and Tile Adhesive

Use for the installation of solid vinyl tile. Features quick grab, easy spreading, and excellent resistance to moisture and plasticizer migration.

TA744G		1 Gal.	\$	102.81
--------	--	--------	----	--------

TA7444G		4 Gal.	\$	280.96
---------	--	--------	----	--------

TA 774 Flexera Premium Universal Adhesive

Solvent-free, pressure-sensitive adhesive. For porous and non-porous substrates. Traffic in as little as fo

TA7744G		4 Gal.	\$	307.43
---------	--	--------	----	--------

TEC 765 Woodlock Acrylic Urethane Wood Flooring Adhesive

For installation of 3 and 5 ply laminate and parquet flooring. Features smooth troweling and excellent early green strength.

TEC 776 Rollfast Vinyl Flooring Adhesive

New roller applied adhesive. Ideal for LVT, LVP, and solid vinyl sheet goods. Six to eight hour open time, weld in one hour.

TA776G		1 Gal.	\$	172.32
--------	--	--------	----	--------

TA7764G		4 Gal.	\$	599.38
---------	--	--------	----	--------

F.O.B. Toronto / Hamilton / Peterborough

H.S.T. to be added where applicable.

Prices, terms and conditions of sales are subject to change without notice.

All Returned goods must be prepaid. Full unopened cartons.

ADHESIVES / ACCESSORIES / MOULDINGS

TEC 778 Trowel Fast Vinyl Flooring Adhesive

Ideal for LVT, LVP, VCT, and solid vinyl sheet goods. Fast drying - accepts flooring in 10 - 20 minutes. Six to eight hour opentime, heatweld in one hour.

TA77835G	3.5 Gal.		\$	419.10
----------	----------	--	----	--------

TEC | Surface Preparation

PG: C92

<u>CODE</u>	<u>SIZE</u>	<u>UNITS / CASE</u>		<u>BKT. I</u>
-------------	-------------	---------------------	--	---------------

Versa Patch Plus Underlayment 327

Fast setting, trowelable, cement based non-sanded underlayment for patching and leveling from feather edge up to 1" in thickness.

TA327	25 lb. Bag	1	\$	36.79
-------	------------	---	----	-------

Special Order

TA32710	10 lb.	4	\$	30.01
---------	--------	---	----	-------

Patch Additive 861

Versatile, concentrated acrylic latex to be used as a patch additive with Quik Patch Underlayment 395.

TA861G	Gal. Jug	4	\$	80.82
--------	----------	---	----	-------

Multipurpose Primer 560

Acrylic latex based primer for use with self-leveling underlayments. Also used to bond latex modified thins surface preps to difficult substrates.

TA560G	1 Gal.		\$	157.43
TA5605G	5 Gal.		\$	653.00

Fast Set Deep Patch Underlayment 305

Cement-based underlayment for deep fills, ramping, and leveling concrete and plywood subfloors from feather edge up to 1 1/2" in a single application, up to 5" with aggregate.

TA305	25 lbs.		\$	34.75
-------	---------	--	----	-------

TEC | Surface Preparation cont'd

PG: C92

<u>CODE</u>	<u>SIZE</u>	<u>UNITS / CASE</u>		<u>BKT. I</u>
-------------	-------------	---------------------	--	---------------

Level Set Wear Topping 058/057/054

Dual purpose pourable and pumpable cement-based product that can be used as an interior wear surface or interior self-leveling underlayment.

Special Order

TA058	Grey	50 lbs.	\$	121.04
TA057	White	50 lbs.	\$	136.82
TA054	Bright White	50 lbs.	\$	141.66

Fiber Reinforced Underlayment 565

Pumpable, pourable cement-based self-leveling underlayment for use over a variety of substrates. Apply directly over plywood without reinforcement mesh.

Special Order

TA565		50 lbs.	\$	139.84
-------	--	---------	----	--------

LiquiDam Penetrating Moisture Vapor Barrier 213

High-penetrating 2-part 100% solid epoxy moisture vapor barrier. Reduces transmission rates from 20 lbs to less than 3 lbs. Only one coat required. Cures in as little as 5 hours.

Special Order

TA213	2 part	1 Gal.	\$	654.07
TA214	1 Part, 2 coats, no primer	5 Gal.	\$	2,076.35

F.O.B. Toronto / Hamilton / Peterborough
H.S.T. to be added where applicable.

Prices, terms and conditions of sales are subject to change without notice.
All Returned goods must be prepaid. Full unopened cartons.

ADHESIVES / ACCESSORIES / MOULDINGS

Feather Edge Skim Coat 330

A trowelable, rapid setting patch and skim coating compound that results in an ultra-smooth, thin finish. Feather edge up to 1/2" thickness. Accepts floor coverings in 15-30 minutes.

TA330	10 lbs.	\$	34.68
-------	---------	----	-------

Level Set 200 Self-Leveling 200

Calcium aluminate cement-based self-leveling underlayment. Applications from 1/8"-2" neat and up to 5" extended. Walkable in 3-4 hrs, accepts non-moisture sensitive tile and stone in 4 hrs. Accepts moisture sensitive floor covering in 16-24 hrs.

TA200	50 lbs.	\$	47.70
-------	---------	----	-------

Level Set 300 Self-Leveling 300

Calcium aluminate cement-based, fiber-reinforced self-leveling underlayment. Applications from 1/8"-2" neat up to 5" extended, can be feather edged to adjoining elevations. Accepts non-moisture sensitive tile and stone in 3-4 hrs. Accepts moisture sensitive floor covering in 16-24 hrs.

TA300	50 lbs.	\$	95.15
-------	---------	----	-------

Level Set Deep Pour 3 Self-Leveling 003

Calcium aluminate cement-based self-leveling underlayment. Applications from 3/8"-3" neat. Walkable in 4 hrs, accepts non-moisture sensitive tile and stone in 4 hrs. Accepts moisture sensitive floor covering in 36-48 hrs.

TA003	50 lbs.	\$	60.88
-------	---------	----	-------

TEC | Surface Preparation cont'd

PG: C92

CODE

SIZE

BKT. I

Contractor Grade Self-Leveling 567

Applications from 1/6"-1" neat in a single pour, up to 5" with proper aggregate. Walkable in 4-6 hrs. Install floor coverings in 3-5 days.

TA567	50 lbs.	\$	51.84
-------	---------	----	-------

Level Set Epoxy Primer

Two-component, 100% solids, moisture tolerant primer for installation of Level Set underlayments and wet toppings. Also accepts a sand broadcast to work as a general purpose primer.

Special Order

TA0522G	2 Gal Kit	\$	505.44
---------	-----------	----	--------

Fiber Reinforced Underlayment 565

Pumpable, pourable cement-based self-leveling underlayment for use over a variety of substrates. Apply over plywood without reinforcement mesh.

Special Order

TA565	50 lbs.	\$	139.84
-------	---------	----	--------

TEC | Grout Colorant

PG: C100-C101

CODE

SIZE

BKT. I

TA505	8 oz.	ea.	\$	44.92
-------	-------	-----	----	-------

Group Colours

903 Birch	934 Delorean Grey	945 Light Buff	961 Sandstone Beige
910 Bright White	939 Mist	949 Silverado	982 Summer Wheat
915 Light Smoke	940 Antique White	961 Sandstone Beige	984 Almond
931 Standard White	941 Raven	982 Summer Wheat	988 Pearl

F.O.B. Toronto / Hamilton / Peterborough
H.S.T. to be added where applicable.

Prices, terms and conditions of sales are subject to change without notice.
All Returned goods must be prepaid. Full unopened cartons.

ADHESIVES / ACCESSORIES / MOULDINGS

Design FX pre-mixed grout

Ready to use translucent grout

TA546 .5 Gal ea. \$ 169.69

Group Colours

921 Crystal 922 Silver 923 Bronze

Centura | Unmodified (Dry|Set) Mortars

PG: C46

CODE

SIZE

BKT. I

Centura Master Set Mortar

Superior performance dry-set mortar used for installation of non-vitreous and semi-vitreous ceramic tiles, pavers and quarry tiles in residential and commercial areas. Installation of porcelain tile when used in conjunction with an uncoupling membrane (Ditra). See spec sheets.

MASE50G	Grey	50 lb. Bag	\$	22.09
MASE50W	White	50 lb. Bag	\$	35.85

Centura | Thresholds

PG: C71

CODE

SIZE

BKT. I

76658CA	Bevelled White Carrara	76"x6"x5/8"	ea.	\$	88.08
76658BL	Bevelled Pana Black	76"x6"x5/8"	ea.	\$	129.22
76658CH	Bevelled Pana Chiaro (Beige)	76"x6"x5/8"	ea.	\$	129.22
76658ST	Bevelled Pana Steel (Grey)	76"x6"x5/8"	ea.	\$	129.22
76658WH	Bevelled Pana White	76"x6"x5/8"	ea.	\$	174.43

F.O.B. Toronto / Hamilton / Peterborough
H.S.T. to be added where applicable.

Prices, terms and conditions of sales are subject to change without notice.
All Returned goods must be prepaid. Full unopened cartons.

TOOLS

Alpha | Tools

PG: CU8

<u>CODE</u>	<u>DESCRIPTION</u>	<u>UNIT</u>	<u>BKT. I</u>
54804125	Countertop Trim Kit	kit	\$ 1,341.19
DHP0060	Polishing Pad 60 Grit Blue	ea	\$ 54.16
DHP0150	Polishing Pad 150 Grit Yellow	ea	\$ 49.14
DHP0300	Polishing Pad 300 Grit Orange	ea	\$ 49.18
DHP0500	Polishing Pad 500 Grit Red	ea	\$ 49.18
DHP1000	Polishing Pad 1000 Grit Dark Green	ea	\$ 44.21
DHP2000	Polishing Pad 2000 Grit Lt Green	ea	\$ 44.21
DHP3000	Polishing Pad 3000 Grit Brown	ea	\$ 44.21
DPT115	4.5in Katana Hybrid Dry Saw Blade	pc	\$ 110.66
DPT125	5in Katana Blade	pc	\$ 124.67
ECC125	110v Ecocutter	pc	\$ 883.25
ECOGKIT	Ecoguard G & Connector Hose Kit	ea	\$ 314.86
ECOGRDDS	Ecoguard Type DS	ea	\$ 81.54
ECOGRDEG	Ecoguard Type EG	ea	\$ 98.57
ECOW5KIT	Ecoguard W5-Connector Hose Kit	kit	\$ 319.59
ESC125	110V Electric Wet/Dry Stone Cutter	ea	\$ 669.40
GT1009GR	G-Tape	ea	\$ 44.56
KEC1500	60in EZ Thin Panel T-Cutter	ea	\$ 598.78
KEC1902	Scoring Wheel for T-Cutter	ea	\$ 49.66
KEC600	EZ Thin Panel T-Cutter	ea	\$ 402.95
KOC1000	8oz EZ Cutter Oil	ea	\$ 27.48
KOC512P	EZ Glass Running Pliers	ea	\$ 173.99
LM0438	4 3/8in Laminam Blade	pc	\$ 79.25
LT12A	12in PT Cutter Blade	ea	\$ 343.62
PFB101	3/8in Profiler B Roundover	pc	\$ 348.07
PFB131	1/2in Profiler B Demi-Bullnose	ea	\$ 406.61
PIB101	3/8in Profiler RE Internal Bevel	ea	\$ 519.12
PT10A	10in Porcellana Hybrid Wet Blade	pc	\$ 251.89
SPVA45BH	PVA VP Polishing Disc 220 Grit - Blue	ea	\$ 28.03
SPVA45GH	PVA VP Polishing Disc 400 Grit - Green	ea	\$ 28.03
SPVA45RH	PVA VP Polishing Disc 80 Grit - Red	ea	\$ 28.03
SPVA45WH	PVA VP Polishing Disc 40 Grit - White	ea	\$ 28.03
SPVA45YH	PVA VP Polishing Disc 600 Grit - Yellow	ea	\$ 28.03
VSP320	120V Variable Speed Wet Polisher	pc	\$ 889.98

Bosch | Tools

PG: CY8

F.O.B. Toronto / Hamilton / Peterborough
 H.S.T. to be added where applicable.
 Prices, terms and conditions of sales are subject to change without notice.
 All Returned goods must be prepaid. Full unopened cartons.

TOOLS

<u>CODE</u>	<u>DESCRIPTION</u>	<u>UNIT</u>	<u>BKT. I</u>
11255VSR	1in SDS-Plus Rotary Hammer D Handl	ea	\$ 612.30
11264EVS	1-5/8in SDS-max Combination Hammer	ea	\$ 1,909.39
1619P02892	Brush Set (2) for 1380 Grinder	ea	\$ 25.09
17726	7in Large Angle Grinder w/Rat Tail	ea	\$ 442.85
18SG7	7in Dust Extractor for Grinder	ea	\$ 343.03
GBH226	1in SDS Plus Rotary Hammer	ea	\$ 612.30
GLR825	Laser Distance Measurer to 825ft	ea	\$ 1,176.17
GWS1350VS	5in Variable Speed Angle Grinder	ea	\$ 484.85
GWS845	4.5in Small Angle Grinder 120V	ea	\$ 174.83
HDC300	SDS-max Chiseling Dust Collector	ea	\$ 278.13
HDG1	1 (25mm) Diam Hole Saw Autostart	pc	\$ 70.42
HDG114	1 1/4 (32mm) Diam Hole Saw Autosta	pc	\$ 97.70
HDG138	1 3/8 (35mm) Diam Hole Saw Autosta	pc	\$ 102.93
HDG14	1/4 (6mm) Diam Hole Saw Autostart	pc	\$ 37.04
HDG2	2 (51mm) Diam Hole Saw Autostart	pc	\$ 124.67
HDG3	3 (76mm) Diam Hole Saw Autostart	pc	\$ 170.10
HDG316	3/16 (5mm) Diam Hole Saw Autostart	pc	\$ 38.14
HDG34	3/4 (20mm) Diam Hole Saw Autostart	pc	\$ 62.92
HDG38	3/8 (10mm) Diam Hole Saw Autostart	pc	\$ 43.69
HDG4	4in (102mm) Diam Hole Saw Autostar	pc	\$ 223.58
HDG418	4 1/8 (105mm) Diam Hole Saw Autostart	pc	\$ 230.87
HDGPB6	Pilot Bit for Diamond Hole Saw	ea	\$ 35.53
HDGQA	Diamond Hole Saw Mandrel Autostart	ea	\$ 72.04
HS1425	1.5inX10in Extreme Chisel SDS-Plus	ea	\$ 42.14
HS1427	2.5inX10in Chisel	ea	\$ 77.84
HS1465	1.5X10in Tile Chisel for SDS-Plus	ea	\$ 72.77
HS1470	SDS Plus Viper Long Life	ea	\$ 35.11
HS1472	10in SDS Plus Bull Point	ea	\$ 37.88
HS1915	2in Tile Chisel for SDS-Max	ea	\$ 61.18
HS1918	6in Floor Scraper for SDS-Max	ea	\$ 718.70
PB360CC	120V Power Box Radio w/Bluetooth	ea	\$ 663.75
TCW27S450	4.5in Thin Cutting Disc for Angle Grinder	ea	\$ 3.75
VAC006	1.4inX16.4ft Locking Hose 3931 Vac	ea	\$ 94.48
VAC022	Vacuum Bags (3/pkg)	ea	\$ 188.74
XBFTC1	Floor & Countertop X-Bit	ea	\$ 43.63
XWTILE1	4in Tile Cutting X Wheel	ea	\$ 67.18

Collomix | Batch Mixers

PG: C104

<u>CODE</u>	<u>DESCRIPTION</u>	<u>UNIT</u>	<u>BKT. I</u>
X06	Heavy Duty Professional Power Mixer	ea	\$ 2,121.08
X01	Hand-Held Professional Power Mixer	ea	\$ 1,028.41
DX	DustEx - Dust Extraction Tool	ea	\$ 90.39
WK120HF	Universal Paddle - Small Batch	ea	\$ 95.37
MK160HF	Heavy Duty 3Blade Paddle - Large Batch	ea	\$ 142.52
LX120HF	Low Viscosity Paddle Small Batch	ea	\$ 67.73
KR160HF	Bird Cage Paddle XLarge Batch	ea	\$ 154.11
KR120HF	Bird Cage Paddle Small Batch	ea	\$ 113.82
EXT	4in Paddle Extension	ea	\$ 93.55
DLX152HF	Low Viscosity Paddle Large Batch	ea	\$ 159.57
17GB	17 Gal Mixing Tub	ea	\$ 121.11

Crispo | Fasteners

PG: CZ10

<u>CODE</u>	<u>DESCRIPTION</u>	<u>UNIT</u>	<u>BKT. I</u>
	F.O.B. Toronto / Hamilton / Peterborough		
	H.S.T. to be added where applicable.		

Prices, terms and conditions of sales are subject to change without notice.
All Returned goods must be prepaid. Full unopened cartons.

TOOLS

06812	1/2in Crown Staples 12mm	pkg	\$ 16.52
06814	1/2in Crown Staples 14mm	pkg	\$ 10.77
0A1112C	1/2in A-11 Staples T-50	pkg	\$ 6.62
0A119C	3/8in A-11 Staples T-50	pkg	\$ 4.56
0CFL501	2in Flooring Cleat Nails L-Head	pkg	\$ 46.98
15N1516	2in Flooring Staples High Tensile	pkg	\$ 57.33
265010C	5/16 Fine Staples Crown 54	pkg	\$ 8.96
265418D	9/16 Fine Staples Crown 54	pkg	\$ 6.62
9QWN134	1 3/4in Flooring Screws WSNTL134S	pkg	\$ 131.39
QD25DSF	Quik Drive Tool	ea	\$ 1,118.05
RR11	Hammer Tacker R11	ea	\$ 92.40
SBR11	Hammer Tacker R11 Steel Body HD	ea	\$ 49.95

Eddy 91 | Floor Removal Tools

PG: C60A

<u>CODE</u>	<u>DESCRIPTION</u>	<u>UNIT</u>	<u>BKT. I</u>
E01	Floor Scrapper Multi-Use	ea	\$ 2,632.88
EDAA0031	4in Parquetry Blade (Set 3 blades)	pkg	\$ 73.56
EDAB0013	9in Blade for Scrapper	ea	\$ 10.63
EDAB0014	6in Blade for Scrapper	ea	\$ 6.44
EG01	Grabo Electric Vacuum Suction Cup	ea	\$ 715.06
TB2	Tile Braker Model TBE1	ea	\$ 3,562.13

Festool | Power Tools, Dust Extractors

PG: CZ26

<u>CODE</u>	<u>DESCRIPTION</u>	<u>UNIT</u>	<u>BKT. I</u>
204083	CT Cyclone Dust Separator CT-VA-20	ea	849.60
574930	CT 26 Dust Extractor	ea	2273.86
575423	RG130 Grinder	ea	2902.80
768017	Diamond Disc Hard	ea	522.15

Husqvarna | Tile Saws

PG: CZ17

<u>CODE</u>	<u>DESCRIPTION</u>	<u>UNIT</u>	<u>BKT. I</u>
525825603	110V Water Pump For TS60	ea	\$ 225.44
542761276	Superlok Porcelain+ Diamond Blade 10 inch (5/8in Arbor)	ea	\$ 176.70
542761278	Superlok Porcelain+ Diamond Blade 10 inch (1in Arbor)	ea	\$ 176.70
542776617	Superlok Glass+ Diamond Blade 8 inch (5/8in Arbor)	ea	\$ 176.70
542776618	Superlok Glass+ Diamond Blade 10 inch (5/8in Arbor)	ea	\$ 206.34
578864801	Valve Kit Adapter	ea	33.04
590296802	Premium Stand TS70/TS90	ea	\$ 1,260.84
966610703	TS60 Tile Saw 120V	ea	\$ 3,581.20
967285301	TS90 Tile Saw 1.5HP 115V	ea	\$ 5,951.33

Ishii | Tile Cutters

PG: CX4

<u>CODE</u>	<u>DESCRIPTION</u>	<u>UNIT</u>	<u>BKT. I</u>
Tile Cutters			
AH1240S	49" Jet Turbocutter	ea	\$ 1,086.37
AH1240SC	49in Super Premium Jet Turbo +Laser Guide, Casters, Carrying Kit F.O.B. Toronto / Hamilton / Peterborough H.S.T. to be added where applicable.	ea	\$ 1,250.65

Prices, terms and conditions of sales are subject to change without notice.
All Returned goods must be prepaid. Full unopened cartons.

TOOLS

G430	17" Econo Tile Cutter	ea	\$ 105.98
JH650S	25" Jet Turbocutter	ea	\$ 529.94
Tile Cutters Parts			
28	Laser Guide For AH, JH, AP Cutters	ea	\$ 82.14
AH1240SC10	Handle Assembly w/Grip	ea	\$ 75.64
AH1240SC10A	Wheel Shaft Holder For Handle	ea	\$ 18.35
AH1240SC11P	Protractor Gauge for AH1240S	ea	\$ 75.64
AH1240SC15	H-Shaped Rail Bar For AH1240S	ea	\$ 428.93
AH1240SC1A	Aluminium Base Head For AH Cutters	ea	\$ 58.98
AH1240SC1C	End Side Base Rubber Cover For AH	ea	\$ 7.50
AH1240SC2	Stainless Centre Holder For AH Cut	ea	\$ 10.28
AH1240SC20	Sliding Block Assembly	ea	\$ 109.20
AH1240SC20B	Bearing For Sliding Block Assembly	ea	\$ 7.75
AH1240SC21	Breaker Foot w/Hard Rubber Pad	ea	\$ 45.35
AH1240SC21R	Hard Rubber Pad Breaker Foot (PR)	ea	\$ 4.98
AH1240SC34	Spring Base Plate & Pad For AH Cut	ea	\$ 31.27
AHPOSTSET	End Post Set For AH Cutters	ea	\$ 54.69
JH650SA15	H-Shaped Rail Bar For JH650SA	ea	\$ 304.52
JH650SA27M	Side Arm w/Magnet for JH650S (PR)	ea	\$ 48.63
JH650SA4B	Base Rubber Pad Bottom JH650S (PR)	ea	\$ 31.98
JH720SA11P	Protractor Gauge For JH Cutters	ea	\$ 52.17
JH720SA15	H-Shaped Rail Bar For JH720SA	ea	\$ 311.08
JH720SA2	Stainless Centre Holder For JH Cut	ea	\$ 10.02
JH720SA23B	Back End Post For JH Cutters	ea	\$ 21.88
JH720SA23F	Front End Post For JH Cutters	ea	\$ 25.42
JH720SA27M	Side Arm w/Magnet For JH Cutt (PR)	ea	\$ 48.63
JH720SA34A	Spring Base Plate&Pad For JH Cutt	ea	\$ 74.05
JH720SA4B	Base Rubber Pad Bottom JH720S (PR)	ea	\$ 37.28

Replacement Wheels

414	14mm Carbide Cutting Wheel Repl	ea	\$ 19.43
22X	19" Replacement Wheel for AH-1240S-1040S-JH, AP, JW Cutters	ea	\$ 45.05
SB622	Replacement Wheel for EA350 cutters	ea	\$ 21.19

Carrying Cases

CANVASBAG	Canvas Carry Bag for 600/700 Cutters	ea	\$ 105.98
CB1000	Large Canvas Carry Bag for AH1040	ea	\$ 180.18
CLC	41" Carrying Case w/handle & wheels	ea	\$ 317.96
CSC	19" Smart Carrying Case w/handle & caster wheels	ea	\$ 158.98

Nippers & Cutters

MP13	Tile Scriber	ea	\$ 15.89
GSPRO	Pro Tile Grout Saw	ea	\$ 15.89
IS4K	Single Suction Cup	ea	\$ 79.49

Suction Cups

SC7	Tile Vibrator With Suction Cup	ea	\$ 454.49
SC8	Pump Suction Cup with Hard Case	ea	\$ 184.43

Marshalltown | Trowels / Floats

PG: C51

F.O.B. Toronto / Hamilton / Peterborough
H.S.T. to be added where applicable.

Prices, terms and conditions of sales are subject to change without notice.
All Returned goods must be prepaid. Full unopened cartons.

TOOLS

<u>CODE</u>	<u>DESCRIPTION</u>	<u>SIZE</u>	<u>UNIT</u>	<u>BKT. I</u>
TROWELS				
MA664SD	"U" Notch w/Rubber Handle	1/16" x 1/16" x 1/16"	ea	\$ 44.92
MA717SD	"U" Notch Trowel w/Rubber Handle	1/4" x 1/2" x 1/4"	ea	\$ 43.75
MA717SDL	"U" Notch Trowel w/Rubber Handle Left	1/4" x 1/2" x 1/4"	ea	\$ 43.75
MA719SD	"U" Notch Trowel w/Rubber Handle	3/4" x 9/16" x 3/8"	ea	\$ 43.75
MA779SD	"V" Notch w/Rubber Handle	1/4" x 1/4"	ea	\$ 43.75
MA5779SD	Square Notch w/Rubber Handle	3/8" x 3/8" x 3/8"	ea	\$ 43.75
MA702SD	Square Notch w/Rubber Handle	1/4" x 1/4" x 1/4"	ea	\$ 43.75
MA702SDL	Square Notch w/Rubber Handle Left Handed	1/4" x 1/4" x 1/4"	ea	\$ 43.75
MA703SD	Square Notch w/Rubber Handle	3/16" x 1/8" x 3/16"	ea	\$ 43.75
MA775SD	Square Notch w/Rubber Handle	1/2" x 1/2" x 1/2"	ea	\$ 43.75
MA775SDL	Square Notch w/Rubber Handle Left Handed	1/2" x 1/2" x 1/2"	ea	\$ 43.75
MA776SD	Square Notch w/Rubber Handle	1/4" x 3/8" x 1/4"	ea	\$ 43.75
MA776SDL	Square Notch w/Rubber Handle Left Handed	1/4" x 3/8" x 1/4"	ea	\$ 43.75
MA781SD	Square Notch w/Rubber Handle	1/2" x 3/4" x 1/2"	ea	\$ 43.75
MA709SD	Square Notch w/Rubber Handle (16 x 4)	1/4" x 3/8" x 1/4"	ea	\$ 57.29
MA711SD	Square Notch w/Rubber Handle (16 x 4)	1/2" x 1/2" x 1/2"	ea	\$ 57.29
FLOATS				
EF250	Epoxy Rubber Float Green	9.5" x 4"	ea	\$ 26.02
MA141D	Round Magnesium Float Rubber Handle	12" x 3 1/8"	ea	\$ 64.11
MA43	Dense Rubber Float	9" x 4" x 3/4"	ea	\$ 33.44
MA43A	Dense Rubber Float	8.5" x 4" x 1/2"	ea	\$ 30.71
MA43XL	Dense Rubber Float	12" x 4" x 3/4"	ea	\$ 43.98
FINISHING TROWELS				
BKTSG75SS	Stainless Steel Bucket Trowel Soft Grip	7 1/2"	ea	\$ 45.22
MXS205D	Finishing Trowel	20" x 5"	ea	\$ 122.26
MXS205RD	Front Round Finishing Trowel w/DuraSoft	20" x 5"	ea	\$ 127.10
MXS205FD	Full Round Finishing Trowel w/DuraSoft	20" x 4"	ea	\$ 129.20
MXS64D	Finishing Trowel w/DuraSoft Curved Handle	14" x 4"	ea	\$ 96.54
MXS64RED	Front Round Finishing Trowel w/DuraSoft	14" x 4"	ea	\$ 101.87
MXS64FRD	Front Round Finishing Trowel w/DuraSoft	14" x 4"	ea	\$ 101.38
MXS66D	Finishing Trowel	17" x 4"	ea	\$ 106.51
MXS66RED	Round Finishing Trowel w/DuraSoft Handle	16" x 4"	ea	\$ 109.21
MXS66FRD	Round Finishing Trowel w/DuraSoft Handle	16" x 4"	ea	\$ 111.95
MA52D	Margin Trowel w/DuraSoft Handle	5" x 2"	ea	\$ 36.29
MA52SND	SQ Margin Trowel w/DuraSoft Handle (5" x 2")	1/4" x 1/4" x 1/4"	ea	\$ 37.64
MA52VND	"V" Notch Margin Trowel	5" x 2 1/4" x 3/16"	ea	\$ 37.64
MA54D	Margin Trowel w/DuraSoft Handle	5" x 1 1/2"	ea	\$ 36.29
MA56D	Margin Trowel w/DuraSoft Handle	6" x 2"	ea	\$ 38.58
MA58D	Margin Trowel w/DuraSoft Handle	8" x 2"	ea	\$ 58.94
MF54	Tile Grouter Margin Trowel	6" x 2"	ea	\$ 16.80
TSTSG74	Tile Setters Trowel	7" x 4 3/8"	ea	\$ 39.29
FT144P	Finishing Trowel	14" x 4"	ea	\$ 30.07

Marshalltown | Trowels / Floats

PG: C51

<u>CODE</u>	<u>DESCRIPTION</u>	<u>SIZE</u>	<u>UNIT</u>	<u>BKT. I</u>
OTHER				
14771	High Strength Screed	1.5 x 3.5 x 10ft	ea	\$ 330.90
14778	High Strength Screed	1 x 4 x 6ft	ea	\$ 182.81
14779	High Strength Screed	1 x 4 x 8ft	ea	\$ 234.25
14780	High Strength Screed	1 x 4 x 10ft	ea	\$ 293.71
MA720B	Floor Scraper Replacement Blade	14" x 4 1/2"	ea	\$ 26.47

F.O.B. Toronto / Hamilton / Peterborough
H.S.T. to be added where applicable.

Prices, terms and conditions of sales are subject to change without notice.
All Returned goods must be prepaid. Full unopened cartons.

TOOLS

MA820B	Floor Scraper Replacement Blade	20" x 4 1/2"	ea	\$ 30.52
MA897	Egg-Beater Mixer		ea	\$ 63.06
MA819	28in Quik-Mix Mixer		ea	\$ 46.68
MA6186	Gunite Spiked Shoes		pr	\$ 54.55
GB690	Blue-Tip Grout Bag		ea	\$ 15.41
MA27	T-Square	47 7/8 x 22	ea	\$ 72.73
RED700245	Straight Blade Floor Squeegee w/Handle	36"	ea	\$ 87.43
RED700248	Curved Blade Floor Squeegee w/Handle	36"	ea	\$ 97.67

Montolit

PG: CZ20

<u>CODE</u>	<u>DESCRIPTION</u>	<u>UNIT</u>	<u>BKT. I</u>
125P3INCH	Montolit 49in Masterpiuma 3 Tile Cutter	ea	\$ 2,736.24
131P5INCH	Montolit 51.5in Masterpiuma 5 TileCutter	ea	\$ 2,820.79
161P5INCH	Montolit 63.5in Masterpiuma 5 TileCutter	ea	\$ 3,604.77
245T	Montolit Spare Wheel for Masterpiuma	ea	\$ 35.64
25V	Montolit Cut Kit Cutter For Glass/Cerami	ea	\$ 110.82
300FL02	Montolit Non-Slip System for FL3	ea	\$ 142.48
428P2	Montolit Measure Square For Masterpiuma	ea	\$ 98.96
449P	Montolit Breaking System For Masterpiuma	ea	\$ 126.68
459PINCH	Montolit Measure Guide Inch Masterpiuma	ea	\$ 102.90
481P2INCH	Montolit Inch Tape For P2 & P3 Cutters	ea	\$ 71.24
505	Montolit 7mm Handle For Masterpiuma	ea	\$ 296.87
506	Montolit 12mm Handle For Masterpiuma	ea	\$ 316.67
5155	Montolit Lubricant For Tile Cutters (5)	ea	\$ 35.64
520	Montolit Locking Knob For Masterpiuma P3	ea	\$ 35.64
58	Montolit Rubber Mat for Masterpiuma	ea	\$ 189.99
63P3INCH	Montolit 24.5in Masterpiuma 3 Tile Cutte	ea	\$ 1,241.30
63P5INCH	Montolit 24.5in Masterpiuma 5 TileCutter	ea	\$ 1,325.85
93P3INCH	Montolit 36in Masterpiuma 3 Tile Cutter	ea	\$ 1,667.88
93P5INCH	Montolit 36in Masterpiuma 5 Tile Cutter	ea	\$ 1,779.32
BATTILEUSA	Montolit Thumping Suction Cup	ea	\$ 815.40
BTL01	Montolit Power Supply For Battile	ea	\$ 93.53
BTL02	Montolit Control Lever For Battile	ea	\$ 49.00
BTL03	Montolit Sucker For Battile	ea	\$ 75.71
CGX100IN	Montolit 4in DNA Diamond Gold Blade	ea	\$ 154.39
CGX115IN	Montolit 4.5in DNA Diamond Gold Blade	ea	\$ 166.26
COVER	Montolit Cover For Tile Cutters	ea	\$ 189.99
CPV180IN	Montolit 7in Diamond Blade Glass Wet Cut	ea	\$ 694.68
CPV250IN	Montolit 10in Diamond Blade Glass Wet Cu	ea	\$ 893.60
FAJ05	Montolit 3/16in 5mm Diamond Dry Core Bit	ea	\$ 83.11
FAJ06	Montolit 1/4in (6mm Diamond Dry Core Bit	ea	\$ 83.11
FAJ08	Montolit 5/16in 8mm Diamond Dry Core Bit	ea	\$ 86.08
FAJ10	Montolit 3/8in 10mm Diamond Dry Core Bit	ea	\$ 86.08
FAJ12	Montolit 1/2in 12mm Diamond Dry Core Bit	ea	\$ 95.02
FAJVAN	Montolit Dry Use Core Bit Set 5pcs	ea	\$ 400.78
FL3	Montolit FL3 Flash Line 3 Cutting System	ea	\$ 2,248.85

Montolit

PG: CZ20

<u>CODE</u>	<u>DESCRIPTION</u>	<u>UNIT</u>	<u>BKT. I</u>
FLEXIMONTGFIN	Montolit 4.5in Diam. Grinding Wheel Fine	ea	\$ 222.66
FLEXIMONTGGIN	Montolit 4.5in Diam Grinding Wheel Rough	ea	\$ 231.54
FLEXIMONTGMIN	Montolit 4.5in Diam. Grinding Wheel Med	ea	\$ 222.66
FPE15TP	Montolit E Profile 45 Degrees 15mm Mediu	ea	\$ 592.26
FPE15TPGF	Montolit E Profile 45 Degrees 15mm Fine	ea	\$ 592.26
FPS35IN	Montolit 3/16-1-3/8in Diamond Countersin	ea	\$ 371.09
FPS75IN	Montolit 1-3/8 - 3in Diamond Countersink	ea	\$ 682.81
FPU20IN	Montolit 3/4in Diamond Milling Bit	ea	\$ 320.61

F.O.B. Toronto / Hamilton / Peterborough
H.S.T. to be added where applicable.

Prices, terms and conditions of sales are subject to change without notice.
All Returned goods must be prepaid. Full unopened cartons.

TOOLS

FPUS6IN	Montolit 1/4in Diamond Milling Bit	ea	\$ 219.68
FS100IN	Montolit 4in (100mm Dry Core Bit)	ea	\$ 967.82
FS10IN	Montolit 3/8in (10mm Dry Core Bit)	ea	\$ 178.12
FS12IN	Montolit 1/2in (12mm Dry Core Bit)	ea	\$ 195.95
FS20IN	Montolit 3/4in (20mm Dry Core Bit)	ea	\$ 231.54

Olfa | Cutting Tools

PG: CZ9A

<u>CODE</u>	<u>DESCRIPTION</u>	<u>UNIT</u>	<u>BKT. I</u>
Knives/Scrapers			
45C	45mm Rolled Materials Cutter	ea	\$ 49.76
GSR2	30mm Mini Glass Scraper w/6 Blades	ea	\$ 19.43
H1	25mm Fiberglass-reinforced Ratchet-lock Utility Knife	ea	\$ 25.96
L1	18mm Pistol Grip Ratchet-Lock Utility Knife	ea	\$ 16.41
L2	18mm Pistol-grip Ratchet-lock Utility Knife with Rubber-grip Inset	ea	\$ 19.63
L5	18mm Fiberglass-reinforced Utility Knife with Ratchet-lock	ea	\$ 20.97
L5LBB10B	18mm L-5 & LBB-10B Combo Pack	ea	\$ 26.43
LAX	18mm Fiberglass-Reinforced Utility Knife with Auto-lock Slide	ea	\$ 20.97
MXPAL	18mm Alumin Auto Lock Utility Knife	ea	\$ 37.91
MXPL	18mm Alu Ratchet Lock Utility Knife	ea	\$ 37.91
XH1	25mm Fiberglass-reinforced Ratchet-lock Utility Knife	ea	\$ 29.99
XSR200	4X8 X-Series Heavy Duty Scraper	ea	\$ 65.69
XSR300	4X12 X-Series Heavy Duty Scraper	ea	\$ 70.70
XSR600	4X24 X-Series Heavy Duty Scraper	ea	\$ 96.91

Replacement Blades

BS086B	Thick Scraper Blade	ea	\$ 15.62
BSF6B	Flexible Dual-Edge Scraper Blade	ea	\$ 15.90
GSB2S6B	30mm Glass Scraper Blades 6 pack	ea	\$ 6.30
HB20B	25mm Super Heavy-duty Silver Snap-off Blades, 20 pack	ea	\$ 46.34
HB5B	25mm Super Heavy-duty Silver Snap-off Blades, 5 pack	ea	\$ 13.55
HBB20B	25mm Super Heavy-duty Ultra-sharp Black Snap-off Blades 20 pk	ea	\$ 53.28
HBB5B	25mm Super Heavy-Duty Ultra-sharp Black Snap-off Blades, 5pck	ea	\$ 15.57
LB10B	18mm Heavy-Duty Silver Snap-off Blades, 10 pack	ea	\$ 12.60
LB50B	18mm Heavy-duty Silver Snap-off Blades, 50 pack	ea	\$ 49.03
LBB10B	18mm Heavy-duty Ultra-Sharp Black Snap-off Blades, 10 pack	ea	\$ 14.42
LBB50B	18mm Heavy-duty Ultra-sharp Black Snap-off Blades, 50 pack	ea	\$ 55.80
LBCP100	18mm Heavy-duty Ultra-sharp Black Snap-off Blades, 100 pack	ea	\$ 100.38
LBCP100	18mm Heavy-duty Silver Snap-off Blades, 100 pack	ea	\$ 88.14
RB455	45mm Tungste Steel Rotary Blade, 5 pack	ea	\$ 64.12

Piranha | Blades and Coring Bits

PG: CZ8

<u>CODE</u>	<u>DESCRIPTION</u>	<u>UNIT</u>	<u>BKT. I</u>
Diamond Blades - Dry Cut			
940164	4in Electro Blade Protective Teeth	ea	\$ 73.12
9401645	4.5in Electro Blade Protective Teeth	ea	\$ 103.23
CAPOS4512T	4.25in Silent Core Body Ultra Thin	ea	\$ 70.97
CVS4513T	4.5in Viper Sonic Turbo Silent C	ea	\$ 81.72
PADS4	4in DS Rim Blade Dry/Wet White	ea	\$ 68.06
PADS45	4.5in DS Rim Blade Dry/Wet White	ea	\$ 72.15

F.O.B. Toronto / Hamilton / Peterborough
H.S.T. to be added where applicable.

Prices, terms and conditions of sales are subject to change without notice.
All Returned goods must be prepaid. Full unopened cartons.

TOOLS

PADS5	5in DS Rim Blade Dry/Wet White	ea	\$ 79.35
PAEB5	5in Electro Blade Black Bird Dry/Wet	ea	\$ 122.58
PAMST4	4in Silent Core Mesh Blade Green	ea	\$ 58.17
PAMST45	4.5in Silent Core Mesh Blade Green	ea	\$ 64.52
PAMTT10	10in Silent Core Mesh Turbo Aqua	ea	\$ 182.80
PAMTT3	3in Silent Core Mesh Turbo Blue	ea	\$ 62.90
PAMTT4	4in Silent Core Mesh Turbo Blue	ea	\$ 68.06
PAMTT45	4.5in Silent Core Mesh Turbo Blue	ea	\$ 70.54
PAMTT5	5in Silent Core Mesh Turbo Blue	ea	\$ 79.35
PAMTT7	7in Silent Core Mesh Turbo Blue	ea	\$ 119.25
PAMTT8	8in Silent Core Mesh Turbo Blue	ea	\$ 150.43
PAPOS412T	4in Super Thin Turbo Blade Porcelain	ea	\$ 61.18
PAPOS4512T	4.5in Super Thin Turbo Blade Porcelain	ea	\$ 62.26
QHB10	10in Super Thin Turbo Blade Orng	ea	\$ 136.13
QHP5	5in Turbo Seg Dry Cut Blade Blk	ea	\$ 82.15
QHP45	4.5in Turbo Segmented Dry Cut Blade Black	ea	\$ 68.82

Diamond Blades - Wet Cut

CADF10	10in Black Hummingbird Blade Silent	ea	\$ 182.80
CADF7	7in Black Hummingbird Blade Silent	ea	\$ 121.72
CADF8	8in Black Hummingbird Blade Silent	ea	\$ 152.69
CADF12	12in Black Humming Blade Silent	ea	\$ 408.60
CADF14	14in Black Humming Blade Silent	ea	\$ 509.68
PAGCRG10	10in Wet Cut Blade for Glass Blue	ea	\$ 182.80
PAGCRG8	8in Wet Cut Blade for Glass Blue	ea	\$ 153.44
PAGCRG7	7in Wet Cut Blade for Glass Blue	ea	\$ 121.72
PAPO18016TJ	7in J-Slot Blade Wet Cut Porcelain	ea	\$ 86.56
PAPO20017TJ	8in J Slot Blade Wet Cut Porcelain	ea	\$ 108.39
PAPO25020TJ	10in J Slot Blade Wet Cut Porcelain	ea	\$ 136.13
PAPO30022TJ	12in J-Slot Blade Wet Cut Porcelain	ea	\$ 303.23
PAPO35022TJ	14in J-Slot Blade Wet Cut Porcelain	ea	\$ 325.16
PASS15	1.5X2.25X9 Sharpening Stone	ea	\$ 25.38

Grinding & Polishing Discs

PAECO45	4.5in Eco Grinding Cup Dry/Wet	ea	\$ 96.77
PAECO7	7in Eco Grinding Cup Dry/Wet	ea	\$ 161.29
PAFCF4	4in Grinding Cup Fine Grit	ea	240.86
PAG32N7	7in 32 Nib Cluster Cup	pc	\$ 449.46
PAHCF4	4in Alum Turbo Grinding Cup Fine	pc	\$ 253.76
PARB4C	4in Turbo Grinding Cup Cr 5/8-11	ea	\$ 197.85

Grinding & Polishing Discs

PARB5M	5in Turbo Grinding Cup Medium 5/8-11 Threaded	ea	\$ 268.82
PARFGCF4	4in Resin Fill Grinderd Cup Fn 5/8-11	ea	\$ 228.82
PASCRG45	4.5in Cluster Cups	pc	\$ 277.42
PASCRG5	5in Cluster Cups	pc	\$ 298.92
PASCRG7	7in Cluster Cups	pc	\$ 440.86
PATSCW45	4.5in T-Shark Grinding Cup Wheel	ea	\$ 262.37
PATSCW7	7in T-Shark Grinding Cup Wheel	ea	\$ 440.86
PAXBP401	4in Backer Pad Rigid	ea	\$ 43.33

F.O.B. Toronto / Hamilton / Peterborough
H.S.T. to be added where applicable.

Prices, terms and conditions of sales are subject to change without notice.
All Returned goods must be prepaid. Full unopened cartons.

TOOLS

PAXBP402	4in Backer Pad Rubber	ea	\$	43.33
PAXBP403	4in Backer Pad Soft Rubber	ea	\$	43.33
PAXHPP100	100 Grit White Pane Hex Polish Pad	ea	\$	36.56
PAXHPP1500	1500 Grit White Pane Hex Polish Pad	ea	\$	36.56
PAXHPP200	200 Grit White Pane Hex Polish Pad	ea	\$	36.56
PAXHPP3000	3000 Grit White Pane Hex Polish Pad	ea	\$	36.56
PAXHPP400	400 Grit White Pane Hex Polish Pad	ea	\$	36.56
PAXHPP50	50 Grit White Pane Hex Polish Pad	ea	\$	36.56
PAXHPP800	800 Grit White Pane Hex Polish Pad	ea	\$	36.56

Diamond Coring Bits

PACKBO175T	1.75in T-Slot Core Bit Dry Core	ea	\$	290.32
PAUCM10	3/8in T-Slot Core Bit Dry/Wet	ea	\$	133.33
PAUCM100	4in T-Slot Core Bit Dry/Wet	ea	\$	505.38
PAUCM110	4.25in T-Slot Core Bit Dry/Wet	ea	\$	526.88
PAUCM115	4 1/2in T-Slot Core Bit Dry/Wet	ea	\$	569.89
PAUCM12	0.5in T-Slot Core Bit Dry/Wet	ea	\$	140.86
PAUCM125	5in T-Slot Core Bit Dry/Wet	ea	\$	591.40
PAUCM20	0.75in T-Slot Core Bit Dry/Wet	ea	\$	165.59
PAUCM25	1in T-Slot Core Bit Dry/Wet	ea	\$	178.49
PAUCM32	1.25in T-Slot Core Bit Dry/Wet	ea	\$	184.95
PAUCM35	1.375in T-Slot Core Bit Dry/Wet	ea	\$	202.15
PAUCM38	1 1/2in T-Slot Core Bit Dry/Wet	ea	\$	213.98
PAUCM50	2in T-Slot Core Bit Dry/Wet	ea	\$	260.22
PAUCM55	2 3/16in T-Slot Core Bit Dry/Wet	ea	\$	268.82
PAUCM6	0.25in T-Slot Core Bit Dry/Wet	ea	\$	120.43
PAUCM65	2.5in T-Slot Core Bit Dry/Wet	ea	\$	298.92
PAUCM75	3in T-Slot Core Bit Dry/Wet	ea	\$	354.84
PAUCM8	5/16in T-Slot Core Bit Dry/Wet	ea	\$	124.73
PAUCM90	3 1/2in T-Slot Core Bit Dry/Wet	ea	\$	400.00
PAUCM95	3 3/4in T-Slot Core Bit Dry/Wet	ea	\$	462.37
PAVBDB100	100mm Diamond Drill Bit Keyhole	ea	\$	266.67
PAVBDB100HEX	100mm Diamond Drill Bit Hex Shaf	ea	\$	251.61
PAVBDB115	115mm Diamond Drill Bit Keyhole	ea	\$	286.02
PAVBDB115HEX	115mm Diamond Drill Bit Hex Shaf	ea	\$	275.27
PAVBDB130HEX	130mm Diamond Drill Bit Hex Shaf	ea	\$	288.06
PAVBDB20HEX	20mm Diamond Drill Bit Hex Shaft	ea	\$	65.81
PAVBDB25HEX	25mm Diamond Drill Bit Hex Shaft	ea	\$	68.82

Piranha | Blades and Coring Bits cont'd

PG: CZ8

<u>CODE</u>	<u>DESCRIPTION</u>	<u>UNIT</u>	<u>BKT. I</u>
Diamond Coring Bits			
PAVBDB32HEX	32mm Diamond Drill Bit Hex Shaft	ea	\$ 83.23
PAVBDB35HEX	35mm Diamond Drill Bit Hex Shaft	ea	\$ 88.92
PAVBDB38HEX	38mm Diamond Drill Bit Hex Shaft	ea	\$ 95.38
PAVBDB45HEX	45mm Diamond Drill Bit Hex Shaft	ea	\$ 100.54
PAVBDB50HEX	50mm Diamond Drill Bit Hex Shaft	ea	\$ 113.98
PAVBDB55	55mm Diamond Drill Bit Keyhole	ea	\$ 129.03
PAVBDB64	64mm Diamond Drill Bit Keyhole	ea	\$ 148.39
PAVBDB64HEX	64mm Diamond Drill Bit Hex Shaft	ea	\$ 139.78

F.O.B. Toronto / Hamilton / Peterborough
H.S.T. to be added where applicable.

Prices, terms and conditions of sales are subject to change without notice.
All Returned goods must be prepaid. Full unopened cartons.

TOOLS

PAVBDB75	75mm Diamond Drill Bit Keyhole	ea	\$ 174.19
PAVBDB75HEX	75mm Diamond Drill Bit Hex Shaft	ea	\$ 163.44
PAVBDB805	5mm Diamond Drill Bit Hexagon	ea	\$ 39.89
PAVBDB90	90mm Diamond Drill Bit Keyhole	ea	\$ 210.75
PAVBDB90HEX	90mm Diamond Drill Bit Hex Shaft	ea	\$ 200.00
PAVBDB95HEX	95mm Diamond Drill Bit Hex Shaft	ea	\$ 210.75
PAVBDB110	110mm Diamond Drill Bit 5/8-11 Threaded	ea	\$ 283.87
PAVBDB110HEX	110mm Diamond Drill Bit Hex Shaf	ea	\$ 266.67
PAVBDB12	12mm Diamond Drill Bit 5/8-11 Threaded	ea	\$ 50.54
PAVBDB130	130mm Diamond Drill Bit 5/8-11 Threaded	ea	\$ 302.69
PAVBDB20	20mm Diamond Drill Bit 5/8-11 Threaded	ea	\$ 65.91
PAVBDB25	1 (25mm) Diamond Drill Bit 5/8-11 Threaded	ea	\$ 69.57
PAVBDB32	32mm Diamond Drill Bit 5/8-11 Threaded	ea	\$ 83.55
PAVBDB35	35mm Diamond Drill Bit 5/8-11 Threaded	ea	\$ 88.92
PAVBDB38	38mm Diamond Drill Bit 5/8-11 Threaded	ea	\$ 95.59
PAVBDB45	45mm Diamond Drill Bit 5/8-11 Threaded	ea	\$ 109.68
PAVBDB50	50mm Diamond Drill Bit 5/8-11 Threaded	ea	\$ 120.43
PAVBDB6	6mm Diamond Drill Bit 5/8-11 Threaded	ea	\$ 47.31
PAVBDB8010	10mm Diamond Drill Bit Hexagon	ea	\$ 47.31
PAVBDB8012	12mm Diamond Drill Bit Hexagon	ea	\$ 51.61
PAVBDB806	6mm Diamond Drill Bit Hexagon	ea	\$ 39.89
PAVBDB808	8mm Diamond Drill Bit Hexagon	ea	\$ 44.62
PAVBDB80SET	Diamond Drill Bit Set Hexagon 5pcs	ea	\$ 154.84
PASSDG	Suction Cup Stainless Steel Drill Guide	ea	\$ 41.94
Gloves			
PA509718	Latex Coated Gloves Medium Brown	pr	\$ 7.66
PA509719	Latex Coated Gloves Large Black	pr	\$ 7.66

Sandpaper

PASVP41000	4in Sandpaper 1000 Grit 50 pcs	box	55.70
PASVP4120	4in Sandpaper 120 Grit 50 pcs	box	55.70
PASVP4220	4in Sandpaper 220 Grit 50 pcs	box	55.70
PASVP4400	4in Sandpaper 400 Grit 50 pcs	box	55.70
PASVP4600	4in Sandpaper 600 Grit 50 pcs	box	55.70
PASVP480	4in Sandpaper 80 Grit 50 pcs	box	55.70

ProKnee | Professional Knee Pads

<u>CODE</u>	<u>DESCRIPTION</u>	<u>UNIT</u>	<u>BKT. I</u>
14EF121	1in Wide Foam Inserts 0714 (21in)	pr	\$ 260.06
14EF122	1in Wide Foam Inserts 0714 (22in)	pr	\$ 260.06
14EF123	1in Wide Foam Inserts 0714 (23in)	pr	\$ 260.06
14ENWL	0714 Wide No Wrinkle Liners	pr	\$ 14.96
14RB	0714 Rubber Boot	pr	\$ 52.37
14SFI121	1in Foam Inserts 0714 (AB-21in)	pr	\$ 260.06
14SFI122	1in Foam Inserts 0714 (AB-22in)	pr	\$ 260.06
14SFI123	1in Foam Inserts 0714 (AB-23in)	pr	\$ 260.06
14SNWL	0714 No Wrinkle Liners	pr	\$ 14.96
AB200R1714	20in Pads 14SCFP1 1in Foam	pr	\$ 646.80
AB205R1714	20.5in Pads 14SCFP1 1in Foam	pr	\$ 646.80
AB210R1714	21in Pads 14SCFP1 1in Foam	pr	\$ 646.80
AB210R714	21in Pads 14SCFP58 5/8in Foam	pr	\$ 532.00
AB210W1714	21in Wide Pads 14ECPF1 1in Foam	pr	\$ 646.80
AB215R1714	21.5in Pads 14SCFP1 1in Foam	pr	\$ 646.80
AB215R714	21.5in Pads 14SCFP58 5/8in Foam	pr	\$ 532.00
AB220R1714	22in Pads 14SCFP1 1in Foam	pr	\$ 646.80

PG: CZ5

F.O.B. Toronto / Hamilton / Peterborough
H.S.T. to be added where applicable.

Prices, terms and conditions of sales are subject to change without notice.
All Returned goods must be prepaid. Full unopened cartons.

TOOLS

AB220R714	22in Pads 14SCFP58 5/8in Foam	pr	\$	532.00
AB230R1714	23in Pads 14SCFP1 1in Foam	pr	\$	646.80
AB220W1714	22in Wide Pads 14ECPF1 1in Foam	pr	\$	646.80
AP1601	Multi-Use Pads with 1in Insert	pr	\$	246.88
GPWT	GoofProof Wall Trimmer	ea	\$	157.50
LST	0714 Long Strap	pc	\$	16.46
SST	0714 Short Strap	pc	\$	14.96
TRDM	Treadman (Tool Only)	ea	\$	772.50
XLST	0714 Extra Long Strap	pc	\$	16.46

Raimondi | Tile Tools

PG: CX1/CX1A

<u>CODE</u>	<u>DESCRIPTION</u>	<u>UNIT</u>	<u>BKT. I</u>
110USA	Iperbet Power Mixer 110V/60HZ w/2 Buckets	ea	\$ 2,397.07
116CCUS	110V Lupetto Vibrator	ea	\$ 2,299.89
135D16A	5/8in Scoring Wheel for Freecut	pc	\$ 30.77
13695X245C	Rubber Grout Float	ea	\$ 16.03
136GM02D	Replacement Rubber Pad	ea	\$ 8.58
136RC03A	Replacement Black Foam Rubber	ea	\$ 20.73
138RELAX	Relax Gel Knee Pad	pr	\$ 58.44
140FU03D	Self Adhesive Washer	pc	\$ 2.59
142G	5.75X13.75 Rubber Tile Beater	ea	\$ 97.17
144CM50120	Slab Lifter 19 5/8" - 47 1/4"	ea	\$ 518.29
144CM5065	Slab Lifter 19 5/8" - 25 1/2"	ea	\$ 213.15
156NL15D1	Pikus Grid 130 ADV	ea	\$ 166.10
158GB04D1	Ring Harm Zoe Adv Motor	ea	\$ 96.79
158GF04D	Bronzed Ferrule For Rai-Cut	ea	\$ 20.24
169CMLUN	Cam ADV Cart for large format tiles and handling devices	ea	\$ 1,959.76
169DTN05D	Metal Counter Plate for Easy Mo	ea	\$ 6.26
169TM01AN	Tile Shears for 12mm Slabs	ea	\$ 307.74
171TGRAI	Tip-Top 90* Glue Device (Pair)	ea	\$ 826.01
174	Fido Hand Tool Support	ea	\$ 64.46
178389H	Triple Spiral Stirrer	pc	\$ 93.94
179BU10LA	10mm Polishing Wheel Round Edge (Grade 400)	ea	\$ 722.36
179BU10LB	10mm Polishing Wheel (Grade 800)	ea	\$ 722.36
179BU10RF	10mm Finishing Wheel	ea	\$ 900.52
179BULL10	10mm Spare Diamond Mill (For Machine)	ea	\$ 1,098.11
179BULL15125	5 1/8in Segmented Rim Wheel	pc	\$ 1,188.81
179BULL45	15mm 45 Degree Diameter Wheel	ea	\$ 1,195.30

Raimondi | Tile Tools

PG: CX1/CX1A

<u>CODE</u>	<u>DESCRIPTION</u>	<u>UNIT</u>	<u>BKT. I</u>
179SET300BS	12" Diamond Porcelain Replacement Blade	pc	\$ 550.68
179SET350B	14in Diamond Blade Porcelain	ea	\$ 803.35
183HFV10	Trowel w/10mm Inclined Teeth	ea	\$ 35.64
183HFV6	Trowel w/6mm Inclined Teeth	ea	\$ 35.64
183HFV8	Trowel w/8mm Inclined Teeth	ea	\$ 35.64
185	Medusa Suction Cup	ea	\$ 30.61
185DAL01A	Closer Device To Align Big	ea	\$ 388.72
185WA01VRVV	RV175 Vacuum Suction Cup with Gauge	ea	\$ 336.90
185WR01A	RV175 Rubber Suction Cup + Pads	ea	\$ 62.18
185WR02A	RV175 Vacuum Gauge + OR	ea	\$ 38.87
191CL04A2	Side Square Exploit/Bolt/Mistra	ea	\$ 291.53
197	Aluminum Handle	ea	\$ 26.89
201RV04D	Squeezing Roller Wheel	ea	\$ 10.37
212	19 5/8in Grouting Paddle	ea	\$ 531.25
213VELCRO	17in Felt Disc Holder With Velcro	pc	\$ 246.19
217RICSWE	Replacement Sweepex Sponge	ea	\$ 12.63

F.O.B. Toronto / Hamilton / Peterborough
H.S.T. to be added where applicable.

Prices, terms and conditions of sales are subject to change without notice.
All Returned goods must be prepaid. Full unopened cartons.

TOOLS

217RICSWGT	5X12 Sweepex Replacement Cut	ea	\$ 14.58
219US115	110v Maxitina Machine 60hz	ea	\$ 3,368.85
223MS200USSD	110V SMS 220 60Hz 2HP	ea	\$ 7,546.22
223MS260US	110V SMS 260 60Hz Tile Saw 2HP	ea	\$ 15,742.9
232RAI	Sheath Presser Roller	ea	\$ 340.12
232WALLR	Wall Sheath Presser Roller	ea	\$ 95.56
234MD03C	Micro Circuit-Breaker	ea	\$ 50.99
234TR06C	Thermal Protector For Exploit	ea	\$ 14.47
234TR08C	Thermal Protector Mistral/Zoe	ea	\$ 16.45
234TR09C	Thermal Protector Bolt/Pikus	ea	\$ 16.45
235ER02A	Starter For Exploit ADV 110V	ea	\$ 183.19
235PR02A	110v Electro Control Box Pikus	ea	\$ 194.31
235ZS02A	Micro Circuit Breaker Zoe 130	ea	\$ 164.51
238CV01A	Conveyor for FluidMix Special	ea	\$ 340.12
238UN	Fluidmix Spec Universal Clamp	pc	\$ 1,457.68
240110	110v Pikus Water Pump 50/60Hz	ea	\$ 243.07
240JET110V60H	Immersion Pump 120V	ea	\$ 302.18
243	Gauge Rake For Fluid Material	ea	\$ 157.11
244	Smart Wash Bucket	pc	\$ 115.43
244ADV	Easy Wash Bucket	pc	\$ 195.36
244SC01A	Bags for 244ADV 20pcs	pkg	\$ 37.90
246PM03A	Switch Housing For Saws	ea	\$ 25.66
248B	18in Felt Pad for Maxitina Wht	pc	\$ 31.75
248N	18in Felt Pad for Maxitina Blk	pc	\$ 31.75
248V	18in Felt Pad for Maxitina Grn	pc	\$ 31.75
263GM03D	Water Splash Guard For Mistral	ea	\$ 5.60
263PE01A	Splash Guard Pikus	pc	\$ 23.73
263PE04A260	Water Containment Bars SMS 260	pr	\$ 498.85
278CP01D1	Zoe Disc Flanges Pair	pr	\$ 42.45
278CP03D1	Flange for Exploit 7090 Blade	pkg	\$ 24.21
278CP04D1	Pikus Blade Flanges Set	set	\$ 28.12
278CP05D2	Flanges For SMS 260 (Pair)	pr	\$ 194.36
278CP09D	Mistral Disc Flanges Pair	pr	\$ 45.39
286PV01C	Drive Belt For Zoe	ea	\$ 48.39
286PV02C	Drive Belt Poly-V For Pikus	pc	\$ 18.39
286PV04C	Motor Belt for Bulldog Bi-Bull	ea	\$ 52.66

Raimondi | Tile Tools

PG: CX1/CX1A

<u>CODE</u>	<u>DESCRIPTION</u>	<u>UNIT</u>	<u>BKT. I</u>
28710001C	10MF Capacitor	ea	\$ 145.10
2875001C	50MF Condensor	ea	\$ 80.53
2878001C1	Mistral/Zoe Capacitor	ea	\$ 152.38
288L	Sharpening Stone	ea	\$ 12.31
289LT75	20Gal (75L) Empty Bucket	ea	\$ 126.34
292VA04D1	Pulley for Bulldog Machine	ea	\$ 44.31
297IN15D4	115V 60Hz Mistral Motor	ea	\$ 921.17
297IN26D60	115V 60Hz Pikus/Bulldog Motor	ea	\$ 657.98
297IN42D	Motor For Exploit 70	ea	\$ 544.14
297IN85D60	115V 60Hz Zoe Motor	ea	\$ 1,250.16
297IN91D2	115V 60Hz Bolt Motor	ea	\$ 848.82
299	Rai-Fix Hooks Tile Fixing 70pcs	pc	\$ 281.82
299PFLEXUN	Rai-Cut For Rai-Fix w/o Grinder	ea	\$ 401.67
305ML01DM	Handle Lever for 185BI Suction	ea	\$ 4.08
305MR04C	Plastic Handle for Easy Move	ea	\$ 7.55
305PF06C	Pomello Female Knob M8X40mm	pc	\$ 4.61
305PM23C	Male Knob M8X35mm	ea	\$ 3.96

F.O.B. Toronto / Hamilton / Peterborough

H.S.T. to be added where applicable.

Prices, terms and conditions of sales are subject to change without notice.

All Returned goods must be prepaid. Full unopened cartons.

TOOLS

305PM35C	Male Knob M10X40mm	pc	\$	7.33
306IR20DN	Quick Clutch Handle	ea	\$	7.61
309CS01A	Wheels w/ Bearings Zoe/Pikus	pc	\$	21.74
309CV02A	Bearings for Sliding Pulley	pc	\$	22.04
312US110M2	2.5m Cord	pc	\$	56.54
315CB02D	Wheel for Skipper	pc	\$	4.06
315CR02K	Wheels/Handle Kit Exploit/Bolt/	kit	\$	265.62
321US3	110v Volpino Mini Vibrator	ea	\$	777.42
322CN03C	Rubber Cork	pc	\$	6.84
324RD01D	Water Valve For Saws	ea	\$	10.68
324RD02D	Water Tap	pc	\$	6.93
330	Morbidone Foam Knee Board	ea	\$	70.30
336RICSWE	17X34X4 Sweepex Spare Sponges	ea	\$	18.79
336RICSWET	Replacement Sweepex Sponge w/Cut (for 356NSWET)	ea	\$	21.05
336SWET	17X34 Sweepex Sponge Float Cut	pc	\$	31.10
341PQL160	15.75X6X6.25 Square Point Trowel	ea	\$	23.97
341PQL200	16.5X6.25X6.58 Square Point Brick	ea	\$	24.62
355RICSWE	Replacement Sweepex Sponge (for 356NSWET)	ea	\$	15.38
355RICSWET	5X16.5 Replacement Sponge W/Cut	ea	\$	17.49
356NSWET	Pedalo Wash Basin w/Pole Sponge + Cut Sponge + Float	ea	\$	596.99
374RU5D40I	Freestanding 5 Roller Side Bench	ea	\$	809.82
379MANCUF	Rubber Joystick Protector CM180	ea	\$	10.52
379MANIPORIC	Joystick for CM180	ea	\$	210.40
380ANTISC	Anti-Foaming Liquid	ea	\$	9.07
380RULEPO	Replacement Sponge Roller for Epoxy Grout	ea	\$	344.98
380RULLO	Replacement Sponge Roller (Brown)	ea	\$	165.21
383COMBI	Nelson Rolling Seat w/kneepad	ea	\$	644.61
384TRI	Triangular Bucket Holder Trolley	ea	\$	171.68
394BLOPIACP	Independent Tile Support (Pair)	pr	\$	210.55
394CA01A	Kit 4 Lat Steel Hook for BM180	pkg	\$	145.77
394CB01A	Steel Made Side Tools Box BM180	ea	\$	171.68
394CC01A	Set of 20 support for BM180	pkg	\$	158.72
394CRR	Pair Wheel for Bench 394MARAI	pair	\$	142.53
394EST01A	Widening Extension for BM180	ea	\$	534.48
394GAR	Kit 4 Support for Bench BM180	pkg	\$	70.95

Raimondi | Tile Tools

PG: CX1/CX1A

<u>CODE</u>	<u>DESCRIPTION</u>	<u>UNIT</u>	<u>BKT. I</u>
394MARAI	BM180 Modular Bench w/Folding Legs	ea	\$ 1,515.98
394PM02ACP	Screw Clip	pr	\$ 67.70
394PM01A1RIC	Connecting Bracket For BM180 Bench	ea	\$ 74.53
394PT01D3A	Aluminum Bar For BM180 Bench	ea	\$ 194.36
39766	Colombo Thin Set Adhesive Spreader	ea	\$ 923.20
397L36Q612	Colombo Dual Notch Blades Sq. Notch 1/4x1/4 + 15/32x15/32	ea	\$ 66.09
397L36Q810	Colombo Dual Notch Blades Sq. Notch 5/16x5/16 + 13/32x13/32	ea	\$ 66.09
397L36T915	Colombo Dual Notch Blades U Notch 3/8 + 9/16	ea	\$ 66.09
397L36V811	Colombo Dual Notch Blades V Notch 5/16 + 7/16	ea	\$ 66.09
399ADVUSA	Berta Advanced Electric Sponge Machine	ea	\$ 4,373.03
411SEA2	Laser w/Support for Pikus/SA25	ea	\$ 255.91
420130AUSP	110V Zoe 130 Advanced 60Hz w/14" Blade	ea	\$ 6,672.91
420150AUSSD	110v Zoe 150 ADV Wet Saw w/o BI	ea	\$ 6,736.32
423ADVUSSX	110v Pikus 105ADV SX Rot TileSw	ea	\$ 4,761.74
423BL105ADV	Tile Holder For Pikus 105ADV	ea	\$ 247.49
423BL130ADV	Tile Holder For Pikus 130 ADV	ea	\$ 353.08
423KITDL	Extensions and Left Square 90dg	ea	\$ 366.04
425ADVUSSX	110V Pikus 130 Advanced 60Hz w/10" Blade	ea	\$ 5,506.78

F.O.B. Toronto / Hamilton / Peterborough
H.S.T. to be added where applicable.

Prices, terms and conditions of sales are subject to change without notice.
All Returned goods must be prepaid. Full unopened cartons.

TOOLS

427ADVUSA	110V Bull-Dog Advanced Bullnose Machine	ea	\$ 7,223.60
432EM04TA	Double Easy Move ADV Vacuum Gau	ea	\$ 4,745.55
432EM04TB	Double Easy Move ADV 8 Suction	ea	\$ 2,785.79
432EO03ID	Easy Move Doubl Grip Handles (4	kit	\$ 450.27
432SSBRAI	Corner Protector For Slabs (4)	ea	\$ 37.85
433BCOHUS	BC45 Bevel/Miter Cutter w/o Ang	ea	\$ 955.58
433CRP100	103cm Extension for Raizor	ea	\$ 404.91
433CRR	2-Part Raizor Cutting System w/2 5.2ft cutting bars	kit	\$ 1,522.47
433KOMP50	Kompass Disp. For Circular Cut	ea	\$ 404.91
433PWROHUSD	Power-Raizor Cutter w/o Angle	ea	\$ 1,149.94
433PWWA	Dust SuppressionDevice Wtr Razr	ea	\$ 291.53
Spacers			
132200	2mm Tile Spacers X 200pc Bag	pkg	\$ 4.18
143T200	1mm Tile Spacers T (200 pcs)	ea	\$ 4.86
1581000	4mm Tile Spacers (1000pc)	pkg	\$ 20.08
161E200	3mm Tile Spacer Hexagon (200 pc)	ea	\$ 5.83

Raimondi | Tile Tools

PG: CX1/CX1A

<u>CODE</u>	<u>DESCRIPTION</u>	<u>UNIT</u>	<u>BKT. I</u>
RLS Leveling System			
180B01MM3D0500N	3D RLS Leveling Sp Clips 500pcs	pkg	\$ 76.26
180B01MM3D0100N	3D RLS Leveling Clips 100pcs	pkg	\$ 16.87
180B01MM3D0250N	3D RLS Leveling SP Clips 250pcs	pkg	\$ 40.22
180AGS0250	RLS Chip/Scratch Preventor Platform 250pcs	ea	\$ 85.85
180BA200H20	RLS Clips for Tiles (200pc)	ea	\$ 37.84
180BASE100	RLS Levelling Spacer Clips - 100pc Bag	ea	\$ 16.84
180BASE2000	RLS Levelling Spacer Clips - 2000pc Bag	ea	\$ 259.99
180BASE250	RLS Levelling Spacer Clips - 250pc Bag	ea	\$ 40.21
180BASE500	RLS Levelling Spacer Clips - 500pc Bag	ea	\$ 76.26
180BS001C0100	RLS 1mm Spacer Clips - 100pc Bag	pkg	\$ 16.84
180CU500SE	RLS Spacer Wedges - 500 pc bucket	ea	\$ 131.27
180CUNEO100	RLS Levelling Spacer Wedges - 100pc Bag	ea	\$ 27.47
180CUNEO250	RLS Levelling Spacer Wedges - 250pc Bag	ea	\$ 64.66
180CUNEO1000	RLS Spacer Wedges 1000pcs	ea	\$ 236.36
180KIT100	RLS Floor Levelling Spacer Kit (1 pliers, 100 wedges, 100 clips)	ea	\$ 105.97
180VAGR0100	RLS Vite Scratch Prevent Washer	ea	\$ 112.88
180VB010C0300	RLS Vite Levelling Clips (300)	pkg	\$ 55.27
180VB010C3000	RLS Vite Levelling Clips (3000)	ctn	\$ 446.33
180VB015FC0100	1.5mm RLS VITE 3-15mm Clips 100	pkg	\$ 19.20

F.O.B. Toronto / Hamilton / Peterborough
H.S.T. to be added where applicable.

Prices, terms and conditions of sales are subject to change without notice.
All Returned goods must be prepaid. Full unopened cartons.

TOOLS

180VB015FC0300	1.5mm RLS VITE 3-15mm Clips 300	pkg	\$ 55.27
180VB015FC3000	1.5mm RLS VITE 3-15mm Clip 3000	pkg	\$ 446.33
180VB015TC0300	1.5mm RLS VITE3-15mm T Clip 300	pkg	\$ 55.27
180VB015XC0300	1.5mm RLS VITE3-15mm X Clip 300	pkg	\$ 55.27
180VB030FC0300	3mm RLS VITE 3-15mm Clips 300	pkg	\$ 55.27
180VB030TC0300	3mm RLS VITE 3-15mm T Clips 300	pkg	\$ 55.27
180VB030XC0300	3mm RLS VITE 3-15mm X Clips 300	pkg	\$ 55.27
180VGH0100	RLS Vite Levelling Caps (100)	pkg	\$ 49.30
180VGH0300	RLS Vite Levelling Caps (300)	pkg	\$ 139.87
231N	Pliers for Floor Spacers	ea	\$ 47.30
231NRIV	Pliers for Wall Spacers	ea	\$ 47.30
231VSA	ViteXpress RLS Vite Screw/Unscr	ea	\$ 46.88

Richards | Spreaders

PG: C65

<u>CODE</u>	<u>DESCRIPTION</u>	<u>SIZE</u>	<u>UNIT</u>	<u>BKT. I</u>
RICS9132	CS9 1/32" Spreader	1/32 x 1/64 x 15/64 V.N.	ea	\$ 5.26
RICS9316	CS9 3/16" Spreader	3/16 x 1/8 x 1/8 V.N.	ea	\$ 5.26
RICS96	CS9 #6 Spreader	5/32 x 3/16 x Saw N.	ea	\$ 5.71
RICS99	CS9 #9 Spreader	1/8 x 1/8 Saw N.	ea	\$ 5.71
RICS915	CS9 #15 Spreader	3/32 x 3/32 x 3/32 V.N.	ea	\$ 5.71
RICS925	CS9 #25 Spreader	1/32 x 1/32 x 1/16" U.N.	ea	\$ 5.71
RICS930	CS9 #30 Spreader	1/16 x 1/16 x 1/16 V.N.	ea	\$ 5.71
RICS931	CS9 #31 Spreader	1/16 x 1/16 x 1/16 V.N.	ea	\$ 5.71
RICS934	CS9 #34 Spreader	1/32 x 3/32 x 1/16 V.N.	ea	\$ 5.71
RI05032	White Scrubbing Pad (fine)		ea	\$ 8.93
RI05665	Cellulose Sponge	8 x 5 x 2 1/2	ea	\$ 17.98
RI92031	9.5 Roller Flexi-Frame + Lint Free Roller Cover		pc	\$ 22.96

Rubi | Tools

PG: C66

<u>CODE</u>	<u>DESCRIPTION</u>	<u>UNIT</u>	<u>BKT. I</u>
Electric Saws / Mixers			
24949	9in 120V Rubimix & Chuck	ea	\$ 454.97
24957	M-100-R BL Mixer Paddle	pc	\$ 31.28
25963	ND180BL .7 HP - 120V Tile Cutter	ea	\$ 421.34
25964	ND180BL .7 HP - 120V W/Case and Extra Blade	ea	\$ 429.35
51957	Circular Saw TC-125 120V 60HZ	ea	\$ 780.50
65939	Epoxy Mortar Mixer-E-80, Paddle	ea	\$ 49.03
Spacers			
02280	1/16" - 1.5 mm Tile Spacers (1000/box)	box	\$ 29.76
02281	1/8" - 3 mm Tile Spacers (1000/box)	box	\$ 33.94
02282	3/16" - 5mm Tile Spacers (400/Jar)	jar	\$ 26.46
02283	3/16" - 5mm Tile Wedges (500/Jar)	jar	\$ 20.80
02399	1/8" 3mm T Tile Spacers (1000/Jar)	jar	\$ 46.62
02715	1/16" 1.5mm T Tile Spacer (1000/Jar)	jar	\$ 32.34
02859	1/32" 1mm T Tile Spacers (300)	bag	\$ 7.92
02860	1/16" T Spacer For Grouts (300)	bag	\$ 7.92
02902	1/8" - 3 mm Tile Spacers (200)	bag	\$ 8.06

F.O.B. Toronto / Hamilton / Peterborough
H.S.T. to be added where applicable.

Prices, terms and conditions of sales are subject to change without notice.
All Returned goods must be prepaid. Full unopened cartons.

TOOLS

02903	3/16" - 5 mm Tile Spacers (100)	bag	\$	8.06
02904	9/32" - 7 mm Tile Spacers (100)	bag	\$	9.27
02905	3/8" 10mm Tile Spacers (50)	bag	\$	8.82
02911	1/32" 1 mm Tile Spacers (300)	bag	\$	8.06
02912	1/16" - 1.5 mm Tile Spacers (300)	bag	\$	8.06
02923	1/8" - 3 mm T Tile Spacers (200)	bag	\$	11.12
02926	3/8" - 10mm T Tile Spacers (50)	ea	\$	11.96
02950	3/16" - 5mm Wedges Tile Spacers (500)	bag	\$	18.37
02956	3/32-3/16" 2-5mm Twinflex Spacers (100)	ea	\$	8.20
02957	1/16-1/8" 1.5-3mm Twinflex Spacers (100)	ea	\$	8.06

Tile Cutters

12968	Star-60-N Tile Cutter	pc	\$	203.92
13938	Star65 Max Ceramic Tile Cutter w/Bag	ea	\$	318.56
14943	Star42 Manual Ceramic Tile Cutter	ea	\$	174.86
14980	Speed-62 Magnet Tile Cutter	ea	\$	599.42
14988	Speed 62 Magnet w/Case	ea	\$	715.82
14989	Speed 72 Magnet Tile Cutter w/Case	ea	\$	954.35
14990	Speed-92 Magnet Ceramic Tile Cutter W/Case	ea	\$	1,169.50
17907	TR600 Ceramic Tile Cutter - Inches	ea	\$	1,111.29
17908	TR-710 Magnet Tile Cutter	ea	\$	1,193.64
17956	TZ-850 Tile Cutter	ea	\$	2,310.08
17957	TZ-1300 Tile Cutter	ea	\$	3,169.96
18911	122in Slim System Professional Cutter	ea	\$	989.77
01945	Scoring Wheel (Wall) - 6 mm (1/4")	ea	\$	26.01
01946	Scoring Wheel (Floor) - 10 mm (3/8")	ea	\$	33.74
01948	2-Set Pack (01945-01946)	set	\$	55.86
01949	Scoring Wheel - 10 mm	ea	\$	43.93
01950	Scoring Wheel - 18 mm (11/16")	ea	\$	47.40
01958	Scoring Wheel - 8 mm	ea	\$	29.90

Rubi | Tools

<u>CODE</u>	<u>DESCRIPTION</u>	<u>UNIT</u>		<u>BKT. I</u>
Scoring Wheels				
01959	Scoring Wheel Plus - 8mm (3/8")	ea	\$	37.97
01961	Scoring Wheel - 22mm (7/8")	ea	\$	43.89
01962	Scoring Wheel Plus - 22mm (7/8")	ea	\$	50.20
01991	Scoring Wheel - 10 mm	ea	\$	41.86
01992	Scoring Wheel - 18 mm	ea	\$	55.75

Trowels

25902	1/4X1/4 Basic Line Jagged Trowel	ea	\$	11.65
26917	1/4X1/4 Basic Line Notched Trowel	ea	\$	9.40
26918	3/8X3/8 Basic Line Jagged Trowel	ea	\$	9.40
10607	Basic Line Plastic Trowel	ea	\$	33.29
65973	Termoflex Rubber Trowel	ea	\$	34.30
25901	1/8X1/8 Basic Line Jagged Trowel	ea	\$	11.87
25906	3/8X3/8 Basic Line Jagged Trowel	ea	\$	11.87
38416	6 1/2 x 4 1/2 PFM55 Brick Trowel	ea	\$	54.12
72906	1/8 x 1/8 Steel Notched Trowel	pc	\$	38.53
72907	1/4X1/4 Notched Trowel Rubiflex Handle	ea	\$	38.53
72908	5/16X5/16 Steel Notched Trowel	ea	\$	38.53
72909	3/8X3/8 Notched Trowel Rubiflex Handle	ea	\$	38.53
72949	YW Euro Notch Trowel	ea	\$	38.53
73911	3in Stainless Steel Paint Spatula	ea	\$	23.18
74982	1/2X1/2 Notched Trowel Rubiflex Handle	ea	\$	38.53
75012	4 3/4X2 7/8 Brick Trowel	ea	\$	32.87

F.O.B. Toronto / Hamilton / Peterborough
H.S.T. to be added where applicable.

Prices, terms and conditions of sales are subject to change without notice.
All Returned goods must be prepaid. Full unopened cartons.

TOOLS

75014	5 17/32X3 Brick Trowel	ea	\$	33.85
75420	7 7/8X4 1/3 Brick Trowel	ea	\$	39.62
75962	19in Jagged Trowel 3/4in x 3/4in	pc	\$	54.04
Trowels				
79050	6 3/4X2 Brick Trowel	ea	\$	38.67
Accessories				
05972	Thin Ceramic Block (Wall Tile)	ea	\$	37.77
20907	Rubber Construction Glove	pr	\$	5.07
50900	Drill Guide	ea	\$	167.58
56993	120v Water Pump Replacement B101	ea	\$	132.30
65990	25.36oz Joint Applicator for Mortar	ea	\$	114.97
65900	Suction Pad	ea	\$	43.89
66900	Double Suction Pad	ea	\$	120.26
66904	Triple Suction Pad	ea	\$	175.90
70928	Master Chalk Line W/Refill (Blue)	ea	\$	63.03
76907	Fast-in Paddle Adaptor	ea	\$	33.74
71970	Nipper For Glass Mosics	ea	\$	96.68
71974	Replacement Grout Saw	ea	\$	18.00
65913	18oz White Rubber Mallet	ea	\$	31.58
70925	Shape Template	ea	\$	65.63
76917	Glue/Mortar Mixer (M-100-R 3H)	ea	\$	51.83
25979	Glue/Mortar Mixer (M-120-R BL)	ea	\$	38.28
02980	Tile Level Cap (100)	ea	\$	38.89
02981	Tile Level Strip (100)	ea	\$	46.68
02948	Tile Level Strip (200)	ea	\$	88.65
02949	Tile Level Strip (400)	ea	\$	168.42
02982	Tile Level Pliers	ea	\$	80.42
18812	Slim System Pliers (1pc)	ea	\$	109.45
18917	Slim Separator Breaker	ea	\$	415.35

Rubi | Tools

PG: C66

<u>CODE</u>	<u>DESCRIPTION</u>	<u>UNIT</u>		<u>BKT. I</u>
Accessories				
20906	Mixed Rubinet Sponge	ea	\$	9.04
20928	Sweepex Super Pro Sponge	ea	\$	8.62
20905	Rubinet Sponge	ea	\$	5.49
88935	40L Rubber Tray #4 Rubtray	ea	\$	49.15
65926	Widia Nipper for Hard Materials	ea	\$	51.88
65979	Standard Flat Pencil	ea	\$	1.32
65942	Construction Pencil	ea	\$	11.17
65907	Grout Saw	ea	\$	19.80
65915	Professional Knee Pads	pr	\$	56.56
66942	Rubiscraper 250 Grout Remover	ea	\$	405.97
66810	1/16" Replacement Blade for Rubiscraper	ea	\$	73.70
66812	1/8" Replacement Blade for Rubiscraper	ea	\$	81.06
81989	Gel Knee Pads	pr	\$	129.56
81999	Ergonomic Seat	ea	\$	571.70
65981	Spare Kit for Joint Application	ea	\$	22.54
66905	8.8oz White Rubber Mallet	ea	\$	24.64
71993	35.3oz Square Mallet w/Rubiflex Handle	ea	\$	48.31
76922	24" Rubilevel Rectangular Level	ea	\$	45.39
76925	48" Rubilevel Rectangular Level	ea	\$	57.37
07157	S Separator Cam	pc	\$	8.29
12214	Star-N Push	ea	\$	1.29
18980	Cutter Maintenance Kit	ea	\$	28.06
25115	Capacitor for Rubimix 9 BL	ea	\$	3.25
25177	Washer Din 125 A6 5 ZN	pc	\$	0.56

F.O.B. Toronto / Hamilton / Peterborough
H.S.T. to be added where applicable.

Prices, terms and conditions of sales are subject to change without notice.
All Returned goods must be prepaid. Full unopened cartons.

TOOLS

25349	Shaft DIA.9X34 M6 DU-200-L	ea	\$	2.60
25352	Bearing 609 9X24X7 GB/T 276-1994	ea	\$	3.70
25444	Pump for Wet Saw	pc	\$	53.62
25555	120/230V Switch Rubimix-9-BL	pc	\$	11.56
25910	4.5in Basic Line C115 Cont Blad 1/2	box	\$	25.17
40020	Nut Din 985 M6 ZN Selflocker	pc	\$	0.45
45070	400V Capacitor 50/60Hz	ea	\$	10.35
50210	Washer DIN 125 A13 Zinc	ea	\$	0.49
50907	Swivel Connector 8+10 mm	ctn	\$	129.67
52056	Wheel for DX-250	ea	\$	87.56
52070	120V Motor for DU/DW	ea	\$	947.51
52099	Washer DIA.8.4	ea	\$	0.82
52100	Retaining Ring DIN 472 DIA.22X1	ea	\$	0.82
54278	Bearing 6005-RS1 25X47X12	ea	\$	3.99
54390	Lower Nut DIN 934 M10	ea	\$	1.72
54426	Bearing 600S ZRS DDU-NSK	ea	\$	44.77
54527	120V Motor for DX-350	ea	\$	2,199.65
54569	Wheel Spacer M8 DW-250-N/NL	ea	\$	9.25
54844	Tile Fixing Set DX/DC/DS	ea	\$	153.80
54976	120V DU-200 EVO 850 w/Blade 1.1HP	ea	\$	1,562.54
55040	240V Capacitor 50/60Hz	pc	\$	41.86
55047	9021 Washer Din A8.4 ZN	pc	\$	0.82
55048	M8 Nut Din 985	pc	\$	0.56
55081	Wheel Shaft	pc	\$	2.97
55196	Shafts Separator	pc	\$	5.30
55200	6.2X9X5.75 Bushing AL	pc	\$	1.39
55274	Wheel For DU/DW/L	pc	\$	9.74

Rubi | Tools

PG: C66

<u>CODE</u>	<u>DESCRIPTION</u>	<u>UNIT</u>	<u>BKT. I</u>
Accessories			
55365	120V Motor	ea	\$ 414.75
56974	110V Replace Water Pump B200 w/12ft	ea	\$ 148.29
51969	Guides Kit TC -125	ea	\$ 829.92
65952	Nipper For Hard Material	pc	\$ 68.07
65980	Nozzle Kit for Joint Application	kit	\$ 22.09
72931	Protector for Flat Chisel	pc	\$ 7.37
57430	Bearing 608 8X22X7 2RS1	ea	\$ 0.82
59812	120V Motor 60Hz	pc	\$ 808.88
65903	41inX17in Folding Table	pc	\$ 356.02

Drill Bits

04909	1/4" and 3/8" Easy Gres Drill Bit Kit	kit	\$ 43.40
04920	1/4" Easy Gres Wet Cut Diamond Drill	ea	\$ 10.89
04921	1/2" Easy Gres Wet Cut Diamond Drill	ea	\$ 15.48
04922	7/32" Easy Gres Wet Cut Diamnd Drill	ea	\$ 10.00
04923	5/16" Easy Gres Wet Cut Diamnd Drill	ea	\$ 11.82
04924	3/8" Easy Gres Wet Cut Diamond Drill	ea	\$ 13.27
04933	1/2" Replacement Diamond Drill Bit	ea	\$ 54.93
04937	1/4-9/16" 6mm-14mm Detachable Drill Head	ea	\$ 23.88
04971	Diamond Drill Bit 28mm (1 1/8")	ea	\$ 166.85
04972	Diamond Drill Bit 35mm (1 3/8")	ea	\$ 185.36
04973	Diamond Drill Bit 50mm (2")	ea	\$ 216.27
04974	Diamond Drill Bit 65mm (2 1/2")	ea	\$ 239.43
04975	3 (75mm) Diamond Drill Bit	ctn	\$ 247.13
04976	4 (10cm) Diamond Core Bit	ctn	\$ 308.92
04981	1 3/4 Diamond Drill Bit	ea	\$ 196.17

F.O.B. Toronto / Hamilton / Peterborough
H.S.T. to be added where applicable.

Prices, terms and conditions of sales are subject to change without notice.
All Returned goods must be prepaid. Full unopened cartons.

TOOLS

04988	3 3/4 (95mm) Diamond Drill Bit	ctn	\$ 232.77
04999	Easy Gres Adhesives Kit (20)	pkg	\$ 17.19
05962	1 1/8 Easy Gres Diamond Drill Bit	pc	\$ 44.35
05965	1 3/4 (43mm) Diamond Drill Bit	pc	\$ 55.66
05975	Ten Bric Nipper w/Scoring Wheel Brk	ea	\$ 22.18
05978	2 11/16 (68mm) Diamond Drill Bit	pc	\$ 68.35
05982	4 3/4 (120mm) Diamond Drill Bit	pc	\$ 125.72
04977	Diamond Drill Bit 120mm (4 3/4")	ea	\$ 355.29
05961	Easy Gres Diamond Drill Bit (3/4")	ea	\$ 35.95
05963	Easy Gres Diamond Drill Bit (1 3/8")	ea	\$ 50.48
05964	Diamond Drill Bit 40mm (1 5/8")	ea	\$ 54.49
05966	Diamond Drill Bit 50mm (2")	ea	\$ 56.67
05967	Easy Gres Diamond Drill Bit (2 1/4")	ea	\$ 61.10
05969	Diamond Drill Bit 65mm (2 1/2")	ea	\$ 67.26
05979	Diamond Drill Bit 75mm (3")	ea	\$ 69.38
05981	Diamond Drill Bit 100mm (4")	ea	\$ 105.03
50903	Foragres Kit w/Complete Wet Bit Set	ea	\$ 1,229.31
50921	Easy Gres 35mm Drill Bit Kit w/Multidrill Guide	ea	\$ 160.36
50937	Easy Gres Plus Kit	ea	\$ 470.68
50947	Easy Gres Water Tank	ea	\$ 51.88
50944	Easy Gres Multi Drill Guide	ea	\$ 82.32
Chisels			
70922	Flat Body Wide Blade (7/8" x 1/2" x 10/2")	ea	\$ 38.35

Sigma | Tile Cutters

PG: CZ7

<u>CODE</u>	<u>DESCRIPTION</u>	<u>UNIT</u>	<u>BKT. I</u>
10144	Ball Bearing	ea	\$ 9.93
104033	No-Mark Protection Lever Grip 5A-B	pc	\$ 4.30
104064	Complete Left Support 3A-3B-3C-3D	pc	\$ 29.80
104065	Complete Right Support 3A-3B-3C-3D	ea	\$ 29.80
10652	Spring for MAX Level Grip	ea	\$ 4.97
106725	Replacement Base Feet	pc	\$ 3.31
1079104	Nut for Clamping Knob	pc	\$ 4.97
108612	40mm Clamping Knob for M10X35	pc	\$ 14.90
108616	Knob R55	pc	\$ 12.25
108621	Clamping Knob Lever	pc	\$ 14.90
12D1	205cm Tile Cutter Complete w/90E3	pc	\$ 3,592.38
12E1	245cm Tile Cutter Complete w/90E3	pc	\$ 3,923.15
14A	12mm Scoring Wheel W/15A	ea	\$ 14.24
14C	16mm Scoring Wheel W/15C	ea	\$ 19.20
14G	12mm Scoring Wheel for Kera-Cut	ea	\$ 22.18
14MX	19mm Carbide Scoring Wheel	ea	\$ 43.04
14T	12mm Titanium Scoring Wheel	ea	\$ 23.17
19	Swivelling Support 0-60 Deg 7A/6/5	ea	\$ 52.97
19C	Square for 2G Tile Cutter	pc	\$ 21.52
19D	Square for 3A 3B 3C 3D 12D 12E	pc	\$ 29.47
1A4	340cmX160cm Kera-Lift 1A4	ea	\$ 2,747.86
1A5	340cmX160cm Kera-Lift 1A5	ea	\$ 4,932.91
20B	Adjustable Support Screw 15 for 3	ea	\$ 26.49
24AE	Complete Ergonomic Handle 4A 4B	pc	\$ 115.87
24F	6mm Dragging Lever Grip	pc	\$ 79.46
24M08X	Push Handle for 3GM/3AM/3LM/3B2M	ea	\$ 192.02
24M10X	Push Handle for 3C3M/3D3M	ea	\$ 192.02

F.O.B. Toronto / Hamilton / Peterborough
H.S.T. to be added where applicable.

Prices, terms and conditions of sales are subject to change without notice.
All Returned goods must be prepaid. Full unopened cartons.

TOOLS

2B3	66cm Tile Cutter	ea	\$ 605.85
2G	37cm Diagonal Tile Cutter 2G	pc	\$ 344.31
38F11PD	Kera-Flex EXT W/Blade	ea	\$ 622.41
3B4	67cm Tile Cutter 3B4	ea	\$ 791.25
3B4M	62cm Tile Cutter Max 3B4M	ea	\$ 867.40
3C2	77cm Tile Cutter 3C2	ea	\$ 926.99
3C3M	72cm Tile Cutter Max 3C3M	ea	\$ 1,003.13
3D4	95cm Tile Cutter 3D4	ea	\$ 1,125.63
3E4M	127cm Tile Cutter Max 3E4M	ea	\$ 1,804.32
3F4M	156cm Tile Cutter	ea	\$ 2,410.17
3L	55cm Tile Cutter 3L	ea	\$ 658.82
400	Kit of 2 Damps Morsetti	pkg	\$ 113.27
402	Support Hooks for Kera Cut (pair)	pair	\$ 79.46
421SIG	Carriage Kit For Kera Lift (New)	kit	\$ 880.35
43D1	Canvas Padded Case for 3D2-3D4	ea	\$ 193.17
43E1	Canvas Padded Case for 3E4K-3E4M	ea	\$ 143.70
43K	Canvas Padded Case for Kera Cut	ea	\$ 171.34
63F	180cmX150cm Aluminum Workbench	ea	\$ 1,837.42
7F	37cm Tile Cutter 7F	ea	\$ 235.06
8AE2	Kera-Cut EXT 332cm 8AE2	ea	\$ 1,652.03
90D3	Swivel Measurement Bar for 2A 2B	pc	\$ 158.33
90DG	Swivel Measurement Bar for 2G	pc	\$ 99.32
90LB	Swivel Measurement Bar for 3B	pc	\$ 165.53

Stabila | Levels & Electronic Measuring Tools

PG: CY7

<u>CODE</u>	<u>DESCRIPTION</u>	<u>UNIT</u>	<u>BKT. I</u>
37816	48in & 16in Aluminum Box Beam Level Set	set.	\$ 368.48
37472	72in Level Type 196	ea	\$ 557.87
37424	24in Level Type 196	ea	\$ 227.86
29924	Green Magnetic Pro Set Torpedo	pc	\$ 428.40
29824	Green Pro Set Torpedo	pc	\$ 372.40
29459	80T Level 36in - 59in	pc	\$ 374.08
29441	80T Level 25in - 41in	pc	\$ 299.29
29072	72in Spirit Level Type 80A2	pc	\$ 278.71
29048	48in Spirit Level Type 80A-2	pc	\$ 203.42
29024	24in Spirit Level Type 80A-2	pc	\$ 137.45
25100	Magnetic Torpedo 81sm	ea	\$ 129.81
25010	10in Torpedo Level Die Cast	pc	\$ 90.58
22948	48in Level Type 70A-2	ea	\$ 124.54
22924	24in Level Type 70A-2	ea	\$ 82.60
08560	27-68in Small Elevator Tripod	ea	\$ 470.40
07335	REC220 Laser Line Receiver	ea	\$ 540.62
06220	100ft Laser Measurer LD220	ea	\$ 276.75
04490	FLS90 Floor Line Laser	ea	\$ 398.27
03360	LAX400 Layout Laser with Level	ea	\$ 1,277.19
03265GP	LAX50G Cross Line Laser with Pole	ea	\$ 706.02
03185	LAX300G Green Beam Laser	pc	\$ 808.89
48380	Magnetic 3 Level Set	set.	\$ 737.26

Tajima | Measuring Tapes, Knife, Chalk Reel...

PG: CY5

<u>CODE</u>	<u>DESCRIPTION</u>	<u>UNIT</u>	<u>BKT. I</u>
AZSROP	Safety Rope For Measuring Tape	ea	\$ 37.80
CB50RBC	Razar Black Blade 10/pk	ea	\$ 14.67
CNV100SP	10.5in Convoy Super 100 Caulk Gun	ea	\$ 71.79
CR201RPR	Chalk-Rite II Extra Bold Red	ea	\$ 95.59

F.O.B. Toronto / Hamilton / Peterborough
H.S.T. to be added where applicable.

Prices, terms and conditions of sales are subject to change without notice.
All Returned goods must be prepaid. Full unopened cartons.

TOOLS

DFC560N	Premium Cutter Auto Lock Blade	ea	\$	27.61
DFC561N	Premium Cutter Dial Lock Blade	ea	\$	27.61
GP25BW	G-Plus Measuring Tape (1inX25ft)	ea	\$	75.49
GS165MBW	GS-Lock Measuring Tape (1inX16ft) Meter/Feet Measurement	ea	\$	63.50
GS16BW	GS-Lock Measuring Tape (1inX16ft)	ea	\$	63.50
GS2575MBW	GS-Lock Measuring Tape (1 1/16inX25ft)Meter/Feet Measurement	ea	\$	91.11
GS25BW	GS-Lock Measuring Tape (1 1/16inX25ft)	ea	\$	91.11
GSSF16BW	GS-Lock Measuring Tape with Safety Holder (1inX16ft)	ea	\$	71.79
GSSF25BW	GS-Lock Measuring Tape with Safety Holder (1 1/16inX25ft)	ea	\$	99.26
GT165JS	GT Jab Saw Drywall Saw	ea	\$	64.46
PLC3BK300	300g Powder Snap Line Dye Black	ea	\$	21.06
PLC3DR300	300g Powder Snap Line Dye Red	ea	\$	21.06
SCRL200	4in Scrape Rite 8in Handle	ea	\$	62.55
SCRL300	4in Scrape Rite 12in Handle	ea	\$	69.89
SFBHLD	Safety Holder For Measuring Tape	ea	\$	13.72

Toolway | Tools

PG: C62

<u>CODE</u>	<u>DESCRIPTION</u>	<u>UNIT</u>	<u>BKT. I</u>
100053	3D Leveling Laser Impact Resista	ea	\$ 713.27
105506	3-Ply Heavy Duty Mask 2pk	ea	\$ 8.44
105514	4-Ply Carbon Dust Mask 2pk	ea	\$ 8.44
105608	Nitrile Gloves Large 50/pkg	pkg	\$ 19.95
105609	Nitrile Gloves Extra Large 50/pk	pkg	\$ 35.63
105620	Shoe Cover 5 Pair	pkg	\$ 5.02
120471	4in Super Turbo Diamond Blade	ea	\$ 14.41
120475	4.5in Super Turbo Diamond Blade	ea	\$ 27.47
122007	Paint Tray 3pc Kit	kit	\$ 15.23
122015	9 1/2in Roller Frame Cage	ea	\$ 4.58
122136	Ext Pole Aluminum 24in-48in	ea	\$ 25.01
122201	11mmX9 1/2in Economy Roller	ea	\$ 3.23
122226	1/4X9 1/2 Microfibre Roller	ea	\$ 4.73
122999	Drywall Support Arm	ea	\$ 109.03
130668	42in Pneumatic Scraper	ea	\$ 366.89
140025	50ft 3-Outlet Extension Cord	ea	\$ 199.79
140026	100ft 3-Outlet Extension Cord	ea	\$ 405.58
154339	XL KneePads Neoprene Leatherette	pr	\$ 57.94
154349	Safety Goggles	ea	\$ 6.75
155006	Disposable Mask 5pk	ea	\$ 3.14
160001	9in Econo Caulking Gun	ea	\$ 6.64
180710	Zipper Door	ea	\$ 32.68
192172	5.5in Mixing Paddle	ea	\$ 41.06
192180	12.5A Heat Gun with 9pc Acc.	ea	\$ 72.26
220502	2.5inX216ft Tuck Tape	ea	\$ 19.71
705123	16oz Claw Hammer Tubular HDL	ea	\$ 15.90
715016	Digital Multi-Meter Tester	ea	\$ 30.06
742020	Safety Glasses (91001)	ea	\$ 5.98
80002700	Hearing Protector Headband 3 pos	ea	\$ 47.58
84090070	1.25in Stopper M2330	ea	\$ 1.94
87001080	10oz WD-40 White Lithium Grease	ea	\$ 20.90

F.O.B. Toronto / Hamilton / Peterborough
H.S.T. to be added where applicable.

Prices, terms and conditions of sales are subject to change without notice.
All Returned goods must be prepaid. Full unopened cartons.

TOOLS

Troxell | Tools

PG: CZ12

<u>CODE</u>	<u>DESCRIPTION</u>	<u>UNIT</u>	<u>BKT. I</u>
0480	Carbide Nipper	ea	\$ 52.56
17209SOFT	Super Soft Knee Pads	pr	\$ 75.20
17209SOFTL	Super Soft Knee Pads Large (Blue)	pr	\$ 99.48
17209SOFTLCM	Super Soft Knee Pads Large (Camo)	pr	\$ 99.48
17209SOFTLHV	Super Soft Knee Pads Large (Hi Viz Yellow)	pr	\$ 99.48
17209SOFTXL	Super Soft Knee Pads Extra Large Leatherhead	pr	\$ 119.52
31S116	1/16 Horseshoe Shim 200 pcs	pkg	\$ 22.77
31S14	1/4 Horseshoe Shim 200 pcs	pkg	\$ 22.77
31S18	1/8 Horseshoe Shim 200 pcs	pkg	\$ 22.77
31S316	3/16 Horseshoe Shim 200 pcs	pkg	\$ 22.77
33SCP	Pro Grade Suction Cup Single	ea	\$ 32.32
33SCP2	Pro Grade Suction Cup Double	ea	\$ 60.66
05742G	12in Bucket Heater	ea	\$ 182.05
09181P	3X12 Plastic Baseboard Float	pc	\$ 29.70
0943P	Super Grip Pro Flex Gum Float	pc	\$ 27.98
0943PXL	4X12 Pro Gum Float	pc	\$ 38.30
0955U	Urethane Float Supersoft	pc	\$ 29.70

Wagner Rapid | Relative Humidity Kits

PG: C03/C03A

<u>CODE</u>	<u>DESCRIPTION</u>	<u>UNIT</u>	<u>BKT. I</u>
880R0005001	pH Test Kit 5 Strips		\$ 45.12
880R0025001	pH Test Kit 25 Strips		\$ 54.62

Rapid RH L6 - Concrete Moisture Test

860R0040003	Total Reader with LCD and Bluetooth		\$ 421.36
880R0000009	Smart Sensor 5 Pack		\$ 562.75
880R0001011	Smart Sensor 5 Pack with Total Reader		\$ 961.49
880R0002012	Concrete Moisture Test Starter Kit		\$ 1,891.87
880R0030009	Smart Sensor 10 Pack		\$ 858.68
880R0040009	Smart Sensor 25 Pack		\$ 2,147.44
880R0100009	Smart Sensor 100 Pack		\$ 8,589.78

Parts

713R0000001	3/4" SDS Drill Bit	ea	\$ 127.26
712R0015001	RH4ex Extensions 10pk	pkg	\$ 40.40

Watson Gloves | Professional Gloves

PG: C103

<u>CODE</u>	<u>DESCRIPTION</u>	<u>UNIT</u>	<u>BKT. I</u>
320L	Blue Chip Large	pr	\$ 4.43
320XL	Blue Chip XLarge	pr	\$ 4.43
352L	Stealth Desert Storm Large	pr	\$ 17.55
352XL	Stealth Desert Storm Xlarge	pr	\$ 17.55
357L	Stealth Dog Fight Large	pr	\$ 28.03
391L	Stealth Black Lite Large	pr	\$ 3.10
391XL	Stealth Black Lite XLarge	pr	\$ 3.10
399L	True Grit Large	pr	\$ 20.50
399XL	True Grit XLarge	pr	\$ 20.50
412L	Tap That Large	pr	\$ 11.65
412XL	Tap That XLarge	pr	\$ 11.65
5555PFL	8mi Grease Monkey Box L	box	\$ 55.86
5555PFXL	8mi Grease Monkey Box XL	box	\$ 55.86
5555PFXXL	8mi Grease Monkey Box XXL	box	\$ 55.86
5557PFL	6mi Monkey Wrench Box L	box	\$ 55.86
5557PFXL	6mi Monkey Wrench Box XL	box	\$ 55.86

F.O.B. Toronto / Hamilton / Peterborough
H.S.T. to be added where applicable.

Prices, terms and conditions of sales are subject to change without notice.
All Returned goods must be prepaid. Full unopened cartons.

SHEET VINYL

Forbo | Commercial Sheet Vinyl

<u>CODE</u>	<u>SERIES</u>	<u>PG</u>	<u>GAUGE</u>	<u>WIDTH</u>	<u>UNIT</u>	<u>BKT. I</u>
Homogeneous - Sarlon Sphera						
SPEL5...	Element - 6 Colours in Stock.	DF12	2.0 mm	6'6"	syd	\$ 47.93
Special Order						
SPEN5...	Energetic	DF14	2.0 mm	6'6"	syd	\$ 51.19

Safety Flooring - Sarlon Surestep

SUSTSTO...	Stone (2 stocked colours)	DF4	2.0 mm	6'6"	syd	\$ 50.57
SUSTSTA...	Star (2 stocked colours)	DF4	2.0 mm	6'6"	syd	\$ 50.57

Special Order

SUSTLA...	Laguna	DF4	2.0 mm	6'6"	syd	\$ 50.57
SUSTWO...	Wood Seagrass	DF4	2.0 mm	6'6"	syd	\$ 50.57

Multilayered - Sarlon Natura Compact

Special Order

Wood, Material, Colour		DF10	2.0 mm	6'6"	syd	\$ 42.89
------------------------	--	------	--------	------	-----	----------

Sarlon Primeo Compact

Special Order

Concrete, Chene L, Chene XL		DF8	2.0 mm	6'6"	syd	\$ 52.48
-----------------------------	--	-----	--------	------	-----	----------

Sarlon Primeo Acoustic

Special Order

Nuance, Code One, Linen, Concrete, Chene L & XL		DF8	3.4 mm	6'6"	syd	\$ 52.48
---	--	-----	--------	------	-----	----------

Accessories

<u>CODE</u>	<u>PG</u>	<u>SIZE</u>	<u>UNIT</u>	<u>BKT. I</u>
Vinyl Adhesive				
V8854G	C43A	4 Gal	ea.	\$ 376.94

Weldrod

WELD...	DF5	164 lf/roll	lf	\$ 0.43
---------	-----	-------------	----	---------

Seam/Strip Cutter

T103	Cut seams/strips from linoneum.	C43A	ea.	\$ 327.62
------	---------------------------------	------	-----	-----------

Tarkett | Residential Sheet Vinyl Lines

Centura - Fiberfloor

11..., 12...	Fresh Start	DTA5	6' - 12'	syd	\$ 27.75
27...	TruTex (20 Colors)	D64	12'	syd	\$ 29.47
14...	Easy Living	DTA3	6' - 12'	syd	\$ 33.57
15...	CustomPro	DTA8	6' - 12'	syd	\$ 18.52
21	Triton	D65	6' - 12'	syd	\$ 23.83
38...	Lifetime	DTA1	6' - 12'	syd	\$ 41.23
17...	Comfort Style (sold by roll)	DTA4	12'	syd	\$ 27.75

Note: QuickBond-One must be used to install all Footnotes and Fiberfloor products (if needed).

6' Rolls: are split 12' rolls - Must take both rolls.

Product must be installed using manufacturer's recommended installation procedures along with adhesives & accessories. Failure to follow the recommendations may cause job failure and will void all warranties and guarantees.

F.O.B. Toronto / Hamilton / Peterborough

H.S.T. to be added where applicable.

Prices, terms and conditions of sales are subject to change without notice.

All Returned goods must be prepaid. Full unopened cartons.

SHEET VINYL

Tarkett | Sheet Vinyl Adhesives, Seam Sealers, Cleaners, & Floor Finish

PG: C40

<u>CODE</u>	<u>DESCRIPTION</u>	<u>UNIT</u>	<u>BKT. I</u>
Floor Adhesives			
QuickBond-One Adhesive <i>Recommended for all Fiberfloor sku's. Releasable or permanent.</i>			
QBONDQ		1 Qt	\$ 45.56
QBONDG		1 Gal	\$ 110.51
QBOND4G		4 Gal	\$ 379.56
<i>Note: Qt. = 12/ctn. Gal. = 4/ctn. Quart and Gallons priced per unit but sold by carton.</i>			
Double Seam Tape			
S860	For adhering seams to underfloor	2" x 60' roll	\$ 22.07
S875	For use under fiberfloor	6" x 60'	\$ 84.97
Seam Sealers <i>2 parts (A&B). Silver Applicator.</i>			
DT65	Satin-Seal Low Gloss. For use on all fiberfloor and felt products.	2 oz. &	\$ 83.34
Special Order			
DT25	Multi-Seal High Gloss. For use on Preference.	2 oz. &	\$ 67.63
Floor Restore Products			
SUREHIGHPOL	Sure Shine High Gloss Floor Finish/Protect. (Highgloss Floors)	1 Qt.	\$ 28.30
SURECLEANER	Sure Shine Cleaner/Stripper (Everyday Cleaner)	1 Qt.	\$ 22.01
Special Order			
SURESATINPOL	Sure Shine Low Gloss Floor/Protector. (Lowgloss Floors)	1 Qt.	\$ 28.30
<i>Note: Qt. = 12/ctn. Gal. = 4/ctn. Special Order, lead time 1 Week.</i>			

F.O.B. Toronto / Hamilton / Peterborough
 H.S.T. to be added where applicable.
 Prices, terms and conditions of sales are subject to change without notice.
 All Returned goods must be prepaid. Full unopened cartons.

RESILIENT FLOORING

Amtico Prices Effective August 8

**Amtico | Interfuse Homogenous (Commercial)
Special Order**

<u>CODE</u>	<u>DESCRIPTION</u>	<u>SIZE</u>	<u>GAUGE</u>	<u>UNIT</u>	<u>BKT. I</u>
Plain					
VPX...		12" x 12"	3.17 mm	sf	PG: F04 \$ 15.25
Texas Granite					
VTG...		12" x 12"	3.17 mm	sf	PG: F33 \$ 13.85
		24" x 24"	3.17 mm	sf	\$ 15.00
		36" x 36"	3.17 mm	sf	\$ 13.85
Texas Granite Accessories					
VHW...	Heat Welding Rods (PVC)	150 lf	4 mm	roll	PG: C21 \$ 100.78
<i>Note: 12 x 12 = 45 sf/ctn Special Order - Full Cartons Only</i>					

Amtico | Electrostatic Electrotile

<u>CODE</u>		<u>GAUGE</u>	<u>UNIT</u>	<u>BKT. I</u>	
Conductive					
Special Order					
CVT...		12" x 12"	3.17 mm	sf	\$ 13.85
		24" x 24"	3.17 mm	sf	\$ 15.00
		36" x 36"	3.17 mm	sf	\$ 13.85
Static Dissipative					
Special Order					
SDT...		12" x 12"	3.17 mm	sf	\$ 13.85
		24" x 24"	3.17 mm	sf	\$ 15.00
		36" x 36"	3.17 mm	sf	\$ 13.85

Electrotile Accessories

VXX42	Copper Foil (108 lf/roll)	1/2" wide		roll	PG: F07/C21 \$ 96.18
Special Order					
CVT15A14	No Wax Inserts	12" x 12"	3.17 mm	sf	\$ 184.38
<i>Note: 12 x 12 = 45 sf/ctn 24 x 24 = 40 sf/ctn Adhesive not included. To be installed with Copper Foil and Conductive Adhesive Special Order - Full Cartons Only</i>					

Amtico | Rubber Products (Commercial)

Special Order

<u>CODE</u>	<u>DESCRIPTION</u>	<u>SIZE</u>	<u>GAUGE</u>	<u>UNIT</u>	<u>BKT. I</u>
Marathon Classic					
MCR...	Round	17 13/16" x 17 13/16"	3.17 mm	sheet	\$ 28.55
		35 11/16" x 35 11/16"	3.17 mm	sheet	\$ 110.25
MCA...	Lakeland Slate (Plain Finish)	17 13/16" x 17 13/16"	3.17 mm	sheet	\$ 31.18
		35 11/16" x 35 11/16"	3.17 mm	sheet	\$ 121.33
MLS...	Lakeland Slate (Chip Visual)	17 13/16" x 17 13/16"	3.17 mm	sheet	\$ 31.18
		35 11/16" x 35 11/16"	3.17 mm	sheet	\$ 121.33
DSH...	Desert Stone II (Chip Visual)	17 13/16" x 17 13/16"	3.17 mm	sheet	\$ 31.18
		35 11/16" x 35 11/16"	3.17 mm	sheet	\$ 121.33

Note: Special Order - Allow 3 days delivery. | Laser Cut - Special Order - Full Cartons Only

F.O.B. Toronto / Hamilton / Peterborough
H.S.T. to be added where applicable.

Prices, terms and conditions of sales are subject to change without notice.
All Returned goods must be prepaid. Full unopened cartons.

RESILIENT FLOORING

Amico Prices Effective August 8

AB Pure Tiles

PG: F13A

ABR...	Round	17 13/16" x 17 13/16"	3.00 mm	sheet	\$ 31.93
		35 11/16" x 35 11/16"	3.00 mm	sheet	\$ 124.70
ABA...	Natural Slate	17 13/16" x 17 13/16"	3.00 mm	sheet	\$ 33.50
		35 11/16" x 35 11/16"	3.00 mm	sheet	\$ 130.60
ABF...	Slate	17 13/16" x 17 13/16"	3.00 mm	sheet	\$ 33.50
		35 11/16" x 35 11/16"	3.00 mm	sheet	\$ 130.60
ABM...	Hammered	17 13/16" x 17 13/16"	3.00 mm	sheet	\$ 33.50
		35 11/16" x 35 11/16"	3.00 mm	sheet	\$ 130.60

Note: 17 13/16" x 17 13/16" = 20 pcs / ctn | 35 11/16" x 35 11/16" = 8.84 sf / slab

Marathon Plus

PG: F14

MPD...		17 7/8" x 17 7/8"	3.17 mm	sheet	\$ 55.18
		35 13/16" x 35 13/16"	3.17 mm	sheet	\$ 208.18

Note: 35 11/16" x 35 11/16" = 8.84 sf/slab

Amico | Oasis and Imagine Rolled Rubber

Oasis Rolled Rubber

PG: F18/F17

RRO...	(Stocked @ Mill)*	59.2" x 50' (246 sf.)	2.0 mm	sf	\$ 8.63
			3.0 mm	sf	\$ 10.35

Oasis Accesories

PG: C21

RHW... / OHW...	Heat Welding Rod (EVA)*	150 lft/roll	4 mm	roll	\$ 167.30
-----------------	-------------------------	--------------	------	------	-----------

**(To match all Oasis and Complement colours.)*

AB Pure Rolled Rubber

PG: F13B

ABS...	Imagine Rolled Rubber	59.2" x 50' (246 sf.)	2.0 mm	sf	\$ 10.15
	Imagine Rolled Rubber	59.2" x 50' (246 sf.)	3.0 mm	sf	\$ 12.83

AB Pure Rubber Tiles

PG: F13C

ABT...	Imagine Tile	18" x 18"	2.0 mm	sf	\$ 12.90
	Imagine Tile	18" x 18"	3.0 mm	sf	\$ 16.38

AB Pure Accesories

PG: C21

ABW...	Heat Welding Rod	150 lft/roll	4 mm	roll	\$ 176.53
--------	------------------	--------------	------	------	-----------

Adhesive recommended is #777 on or above grade/ #535 below grade. Spreader recommended - RICS #925/NP982

Amico | Marathon & AB Pure Stair Treads

Special Order

<u>CODE</u>	<u>DESCRIPTION</u>	<u>SIZE</u>	<u>GAUGE</u>	<u>UNIT</u>	<u>BKT. I</u>
					PG: C23
RTR...	Round W/Ribbed Nosing	36"-48"-72"	3.5 mm	lf.	\$ 24.33
RTH...	Hammered W/Smooth Nosing	36"-48"-72"	3.5 mm	lf.	\$ 24.33
OPR...	1-Pc Round W/Smooth Nosing	36"-48"-72"	3.5 mm	lf.	\$ 29.08
OPH...	1-Pc Hammered W/Smooth Nosing	36"-48"-72"	3.5 mm	lf.	\$ 29.08

Note: When ordering the above please specify carborundum strip colour

AB Pure Regular Stair Treads

PG: C32A

RTP...	Round W/Ribbed Nosing	36"-48"-72"	3.17mm	lf.	\$ 29.00
RTM...	Hammered W/Smooth Nosing	36"-48"-72"	3.5mm	lf.	\$ 29.00
OPP...	1-Pc Round W/Smooth Nosing	36"-48"-72"	3.17mm	lf.	\$ 32.33
OPM...	1-Pc Hammered W/Smooth Nosing	36"-48"-72"	3.5mm	lf.	\$ 32.33

Note: When ordering the above please specify carborundum strip colour

F.O.B. Toronto / Hamilton / Peterborough
H.S.T. to be added where applicable.

Prices, terms and conditions of sales are subject to change without notice.
All Returned goods must be prepaid. Full unopened cartons.

RESILIENT FLOORING

Amico Prices Effective August 8

AB Pure Visually Impaired Stair Treads

PG: C32A

RVP...	Round W/Ribbed Nosing	36"-48"-72"	3.17mm	lf.	\$ 35.53
RVM...	Hammered W/Smooth Nosing	36"-48"-72"	3.5mm	lf.	\$ 35.53
OVP...	1-Pc Round W/Smooth Nosing	36"-48"-72"	3.17mm	lf.	\$ 41.23
OVM...	1-Pc Hammered W/Smooth Nosing	36"-48"-72"	3.5mm	lf.	\$ 41.23

Note: When ordering the above please specify carborundum strip colour

Marathon Classic Stair Treads - Visually Impaired

PG: C23

RVR...	Round	36"-48"-72"	3.5 mm	lf.	\$ 32.63
RVH...	Hammered	36"-48"-72"	3.5 mm	lf.	\$ 32.63
OVR...	One Piece Round w/ Riser	36"-48"-72"	3.5 mm	lf.	\$ 37.83
OVH...	One Piece Hammered w/ Riser	36"-48"-72"	3.5 mm	lf.	\$ 37.83

Note: When ordering the above please specify carborundum strip colour

Carborundum Strips

PG: C21

VIT...	Black	2.5" x 60'	1/32"	roll	\$ 156.33
	White, Red or Yellow	2.5" x 60'	1/32"	roll	\$ 195.50
	Nightglow	2.5" x 60'	1/32"	roll	\$ 282.48

All Special Orders are non cancelable and will be charged to customer's account.

**Amico | Vinyl Products - Mirra / Natura / Luxury 500 / TecCare Series
Special Order**

<u>CODE</u>	<u>DESCRIPTION</u>	<u>SF/CTN</u>	<u>SIZE</u>	<u>GAUGE</u>	<u>UNIT</u>	<u>BKT. I</u>
Mirra Commercial Flooring - Special Order (Full cartons only)						PG: F20
SL0...	Slate Collection	36	18" x 18"	3.0 mm	ctn	\$ 326.88
WP0...	Wood Collection	36	4" x 36"	3.0 mm	ctn	\$ 326.88
EXC...	Exotic	36	4" x 36"	3.0 mm	ctn	\$ 326.88
CRK...	Cork	36	18" x 18"	3.0 mm	ctn	\$ 326.88
BMB...	Bamboo	36	4" x 36"	3.0 mm	ctn	\$ 326.88
MHO...	Hearty Oak	36	4" x 36"	3.0 mm	ctn	\$ 326.88
MQM...	Quebec Maple	36	4" x 36"	3.0 mm	ctn	\$ 326.88
MFO...	French Oak	36	9" x 48"	3.0 mm	ctn	\$ 326.88
MDO...	Downtown Oak	36	9" x 48"	3.0 mm	ctn	\$ 326.88
MLT...	Luxe Travertine	36	12" x 24"	3.0 mm	ctn	\$ 326.88
MEL...	Egyptian Limestone	36	18" x 18"	3.0 mm	ctn	\$ 326.88
MFF...	Fabric Fusion	36	12" x 24"	3.0 mm	ctn	\$ 326.88
MWS...	Weathered Stone	36	18" x 18"	3.0 mm	ctn	\$ 326.88
	Weathered Stone	36	18" x 36"	3.0 mm	ctn	\$ 326.88
WP9...	Wide Plank Antique	36	9" x 48"	3.0 mm	ctn	\$ 326.88
WP7...	Wide Plank Classic	38.7	7.25" x 48"	3.0 mm	ctn	\$ 351.40
MRP...	Rustic Premium	38.7	7.25" x 48"	3.0 mm	ctn	\$ 351.40
MNB...	Natural Beech	38.7	7.25" x 48"	3.0 mm	ctn	\$ 351.40
MSA...	Smoked Ash	38.7	7.25" x 48"	3.0 mm	ctn	\$ 351.40
MAW...	Applewood	38.7	7.25" x 48"	3.0 mm	ctn	\$ 351.40

Mirra Commercial Flooring (Premium)

PG: F21

MT0...	Metallics	36	18" x 36"	3.0 mm	ctn	\$ 397.80
--------	-----------	----	-----------	--------	-----	-----------

F.O.B. Toronto / Hamilton / Peterborough
H.S.T. to be added where applicable.

Prices, terms and conditions of sales are subject to change without notice.
All Returned goods must be prepaid. Full unopened cartons.

RESILIENT FLOORING

Amico Prices Effective August 8

Natura Series

PG: F22

2WP...	Wood	36	4" x 36"	3.0 mm	ctn	\$ 169.20
2W2...	Walnut	36	4" x 36"	3.0 mm	ctn	\$ 169.20
2SL...	Slate	36	18" x 18"	3.0 mm	ctn	\$ 169.20

TecCare Series

PG: F38

LP6...	Planks	24	6" x 36"	3.0 mm	ctn	\$ 199.68
	Underlayment (Black)	24	12" x 36"	1.5 mm		\$ 199.68
TCS/TMS/TRS/TTT Tiles		22.5	18" x 18"	3.0 mm	ctn	\$ 187.20

Note: Planks and underlayment sold together in one ctn.

Amico | Ultra Ceramic Series - Residential Groutable Vinyl Tiles

PG: F27

<u>CODE</u>	<u>DESCRIPTION</u>	<u>SF/CTN</u>	<u>SIZE</u>	<u>GAUGE</u>	<u>UNIT</u>	<u>BKT. I</u>
RTS...	Tuscan Slate	18	18" x 18"	4.0 mm	ctn	\$ 152.69
RFT...	Fine Travertine	18	18" x 18"	4.0 mm	ctn	\$ 152.69
RCM...	Castelli Marble	18	18" x 18"	4.0 mm	ctn	\$ 152.69
RNS...	Natural Sandstone	18	18" x 18"	4.0 mm	ctn	\$ 152.69
RMJ...	Marble Jewel	18	18" x 18"	4.0 mm	ctn	\$ 152.69
RMS...	Milano Stone	18	18" x 18"	4.0 mm	ctn	\$ 152.69
Note:	8 pcs = 18 sf/ctn = 64 ctns/plt					
RVS...	Villa Stonewood	18	12" x 24"	4.0 mm	ctn	\$ 152.69
RSM...	Spa Marble	18	12" x 24"	4.0 mm	ctn	\$ 152.69
RFS...	Finestone	18	12" x 24"	4.0 mm	ctn	\$ 152.69
RUS...	Urban Slate	18	12" x 24"	4.0 mm	ctn	\$ 152.69
RNT...	Natural Travertine	18	12" x 24"	4.0 mm	ctn	\$ 152.69
RPS...	Precious Stone	18	12" x 24"	4.0 mm	ctn	\$ 152.69
REC...	Eclectic Stone	18	12" x 24"	4.0 mm	ctn	\$ 152.69

Note: 18 x 18 = 8 pcs = 18 sf/ctn = 64 ctns/plt | 12 x 24 = 9 pcs = 18 sf/ctn = 64 ctns/plt.

Use grout or seam sealer below.

Amico | Ultra Ceramic Contract Series - Commercial Groutable Vinyl Tiles

PG: F27A

<u>CODE</u>	<u>DESCRIPTION</u>	<u>SF/CTN</u>	<u>SIZE</u>	<u>GAUGE</u>	<u>UNIT</u>	<u>BKT. I</u>
UTS	Tuscan Slate	18	18 x 18	4.0mm	ctn	\$ 190.80
UFT	Fine Travertine	18	18 x 18	4.0mm	ctn	\$ 190.80
UCM	Castelleli Marble	18	18 x 18	4.0mm	ctn	\$ 190.80
UNS	Natural Sandstone	18	18 x 18	4.0mm	ctn	\$ 190.80
UMJ	Marble Jewel	18	18 x 18	4.0mm	ctn	\$ 190.80
UVS	Villa Stonewood	18	12 x 12	4.0mm	ctn	\$ 190.80
USM	Spa Marble	18	12 x 12	4.0mm	ctn	\$ 190.80
UFS	Finestone	18	12 x 12	4.0mm	ctn	\$ 190.80
UUS	Urban Slate	18	12 x 12	4.0mm	ctn	\$ 190.80
UEC	Eclectic Stone	18	12 x 12	4.0mm	ctn	\$ 190.80
UPS	Precious Stone	18	12 x 12	4.0mm	ctn	\$ 190.80
UNT	Natural Travertine	18	12 x 12	4.0mm	ctn	\$ 190.80

Note: 18 x 18 = 8 pcs = 18 sf/ctn = 68 ctns/plt | 12 x 24 = 9 pcs = 18 sf/ctn = 68 ctns/plt.

Use grout or seam sealer below.

F.O.B. Toronto / Hamilton / Peterborough
H.S.T. to be added where applicable.

Prices, terms and conditions of sales are subject to change without notice.
All Returned goods must be prepaid. Full unopened cartons.

RESILIENT FLOORING

Amico Prices Effective August 8

Amico | Ultra Ceramic Series - Grout / Seam Sealer

PG: C21A

<u>CODE</u>	<u>DESCRIPTION</u>	<u>SIZE</u>	<u>UNIT</u>	<u>BKT. I</u>
GRT14023	Biscuit	1 Gal	ea.	\$ 133.35
GRT47023	Charcoal	1 Gal	ea.	\$ 133.35
GRT09023	Grey	1 Gal	ea.	\$ 133.35
GRT39023	Ivory	1 Gal	ea.	\$ 133.35
GRT02023	Pewter	1 Gal	ea.	\$ 133.35
GRT42023	Mocha	1 Gal	ea.	\$ 133.35
GRT11023	Sahara Beige	1 Gal	ea.	\$ 133.35
GRT27023	Silver	1 Gal	ea.	\$ 133.35
GRT93023	Warm Grey	1 Gal	ea.	\$ 133.35
SEAGR225	Seam Sealer	8 oz	ea.	\$ 49.22

Note: Grout coverage: 325 sf/unit | If installed without grout, must use Seam Sealer (Coverage: 300sf/bottle)

Amico | 6 x 48 Leaf Luxury Vinyl Tile (Res & Lt. Comm)

PG: F38A

<u>CODE</u>	<u>DESCRIPTION</u>	<u>SIZE</u>	<u>GAUGE</u>	<u>UNIT</u>	<u>BKT. I</u>
3F0...	European Oak	6" x 48"	2 mm	ctn	\$ 157.68
3H0...	Classic Oak	6" x 48"	2 mm	ctn	\$ 157.68
3D0...	Urban Oak	6" x 48"	2 mm	ctn	\$ 157.68
3NB...	Classic Beech	6" x 48"	2 mm	ctn	\$ 157.68
3AW...	Apple Tree	6" x 48"	2 mm	ctn	\$ 157.68

*Note: Residential and Light Commercial with .3 mil wearlayer LVT. Use PS30 or 535SF Adhesive.
36 sf/ctn = 96 ctns/plt.*

**Amico | Sonata Wood / Stone
Special Order**

PG: F36

<u>CODE</u>	<u>DESCRIPTION</u>	<u>SIZE</u>	<u>GAUGE</u>	<u>UNIT</u>	<u>BKT. I</u>
CCK...	Country Oak	4" x 36"	2.5 mm	ctn	\$ 221.40
CNC...	Nordic Cherry	4" x 36"	2.5 mm	ctn	\$ 221.40
CBZ...	Burghal Zebrawood	6" x 48"	2.5 mm	ctn	\$ 221.40
CCM...	Cabin Maple	6" x 48"	2.5 mm	ctn	\$ 221.40
CSM...	Sapele Mahogany	6" x 48"	2.5 mm	ctn	\$ 221.40
CEW..	European Walnut	6" x 48"	2.5 mm	ctn	\$ 221.40
CEO...	Estate Oak	9" x 48"	2.5 mm	ctn	\$ 221.40
CRS...	Rustic Slate	18" x 18"	2.5 mm	ctn	\$ 221.40
CRS...	Rustic Slate	12" x 24"	2.5 mm	ctn	\$ 221.40
CTT...	Timeless Travertine	18" x 18"	2.5 mm	ctn	\$ 221.40
CTT...	Timeless Travertine	12" x 24"	2.5 mm	ctn	\$ 221.40
CUS...	Urban Stone	18" x 18"	2.5 mm	ctn	\$ 221.40
CUS...	Urban Stone	12" x 24"	2.5 mm	ctn	\$ 221.40
CCS...	Cosmo Stonewood	18" x 18"	2.5 mm	ctn	\$ 221.40
CCS...	Cosmo Stonewood	12" x 24"	2.5 mm	ctn	\$ 221.40
CMS...	Metro Strands	18" x 18"	2.5 mm	ctn	\$ 221.40
CMS...	Metro Strands	12" x 24"	2.5 mm	ctn	\$ 221.40
CMB...	Metallic Brushstrokes	18" x 18"	2.5 mm	ctn	\$ 221.40
CMB...	Metallic Brushstrokes	12" x 24"	2.5 mm	ctn	\$ 221.40

Note: 36 sf/ctn. Use PS30 or 535SF Adhesive.

F.O.B. Toronto / Hamilton / Peterborough
H.S.T. to be added where applicable.

Prices, terms and conditions of sales are subject to change without notice.
All Returned goods must be prepaid. Full unopened cartons.

RESILIENT FLOORING

Amico Prices Effective August 8

Amico | Accesories / Adhesives

PG: C21

CODE

COVERAGE

SIZE

UNIT

BKT. I

Stair Nosing Compound.

Special Order

Used for stair nosings, stairtreads (Solvent free). Dual Cartridge.

NC888400		400 ml	pc.	\$ 136.95
NC888NOZ	Replacement Nozzle.		ea.	\$ 9.55

Pressure Sensitive Adhesive

PS3015L		250 sf/Gal	15 L	ea.	\$ 475.55
PS304L			3.79 L	ea.	\$ 141.35

Conductive Polyurethane Adh.

5554L	2 Pats. On or below grade	265 sf/Gal	4 L	ea.	\$ 415.80
-------	---------------------------	------------	-----	-----	-----------

Rubber & Vinyl Flooring Adh.

Used for Marathon Classic, Solid Vinyl Tile, Duravinyl.

77715L		200 sf/Gal	15 L	ea.	\$ 427.38
7774L			3.79 L	ea.	\$ 111.30

Solvent Free Epoxy Adhesive

AD5904L	2 parts	200 sf/Gal	3.71 L	ea.	\$ 323.60
---------	---------	------------	--------	-----	-----------

Acrylic Adhesive for Non-PVC Flooring

Special Order

AD61015L		250 sf/Gal	15L	ea.	\$ 300.70
AD6104L			3.79L	ea.	\$ 80.35

Conductive Adhesive

Special Order

AD333SF4L			3.79L	ea.	\$ 175.85
-----------	--	--	-------	-----	-----------

Chemical Weld for Rolled Rubber

Special Order

LOC50HSL	Hysol U-10fl Adhesive Cartridge		50 ml	ea.	\$ 62.65
LOC50DCG	Dual Cartridge Manual Gun		50 ml	ea.	\$ 226.55
LOC50NOZ	10 Pack Square Mix Nozzle			ea.	\$ 55.08
LOC50PKG	Loctite Package - Pkg Includes (LOC50DCG & LOC50NOZ)			ea.	\$ 255.08

Note: The adhesives recommended for certain products can change due to floor conditions, temperature, etc. Please call if you are not sure.

F.O.B. Toronto / Hamilton / Peterborough
H.S.T. to be added where applicable.

Prices, terms and conditions of sales are subject to change without notice.
All Returned goods must be prepaid. Full unopened cartons.

RESILIENT FLOORING

Amico Prices Effective August 8

Canadiana | Algonquin || 7 x 48"

PG: FM0

<u>CODE</u>	<u>DESCRIPTION</u>	<u>SIZE</u>	<u>UNIT</u>	<u>BKT. I</u>
4213	Silver Oak	7 x 48	ctn	156.31
1527	Sand Dune	7 x 48	ctn	156.31
1020	Honey Oak	7 x 48	ctn	156.31
4211	Sable	7 x 48	ctn	156.31
1306	Cobblestone	7 x 48	ctn	156.31
4201	Storm Cloud	7 x 48	ctn	156.31
4212	Tarnished Nickel	7 x 48	ctn	156.31

Note: Ctn = 10 pcs - 23.33 sq. ft./ctn

Canadiana | Laurentian || 6 x 48"

PG: FF7

<u>CODE</u>	<u>DESCRIPTION</u>	<u>SIZE</u>	<u>UNIT</u>	<u>BKT. I</u>
12NEW6C2O662	662	6 x 48	ctn	226.59
12NEW6C2O669	669	6 x 48	ctn	226.59
12NEW6C2O664	664	6 x 48	ctn	226.59
12NEW6C2O643	643	6 x 48	ctn	226.59
12NEW6C2O616	616	6 x 48	ctn	226.59
12NEW6C2O622	622	6 x 48	ctn	226.59
12WP6C2P272	272	6 x 48	ctn	226.59
12WP6C2P279	279	6 x 48	ctn	226.59

Note: 2mm thickness, 12mil wearlayer. 27 pcs - 54 sf/ctn.

Canadiana | Muskoka Woods || 7 x 48"

PG: F56A

<u>CODE</u>	<u>DESCRIPTION</u>	<u>SIZE</u>	<u>UNIT</u>	
MWS1	Moro	7 x 48	ctn	\$ 155.08
MWS2	Taupe	7 x 48	ctn	\$ 155.08
MWS3	Walnut	7 x 48	ctn	\$ 155.08
MWS4	Beach	7 x 48	ctn	\$ 155.08
MWS5	Storm	7 x 48	ctn	\$ 155.08
MWS6	White	7 x 48	ctn	\$ 155.08

Note: Ctn = 12 pcs - 29.15sq. ft./ctn | Pallet: 50 ctns

Canadiana | Northern Woods || 7 x 48"

PG: F56

12mil (0.3mm) wearlayer. SPC Stone Product Composite 4mm w/ 1.5mm EVA underpad. I4F drop lock.

<u>CODE</u>	<u>DESCRIPTION</u>	<u>SIZE</u>	<u>UNIT</u>	<u>BKT. I</u>
NWS1	Taupe	7 x 48	ctn	\$ 141.98
NWS2	White Oak	7 x 48	ctn	\$ 141.98
NWS3	Walnut	7 x 48	ctn	\$ 141.98
NWS4	Sand Oak	7 x 48	ctn	\$ 141.98
NWS5	Brown Oak	7 x 48	ctn	\$ 141.98
NWS6	Grey Oak	7 x 48	ctn	\$ 141.98
NWS7	Natural Oak	7 x 48	ctn	\$ 141.98
NWS8	Silver Oak	7 x 48	ctn	\$ 141.98
NWS9	Storm Oak	7 x 48	ctn	\$ 141.98

Packaging: 10 pcs/ctn = 24.29 sf/ctn = 55 ctns/plt

F.O.B. Toronto / Hamilton / Peterborough
H.S.T. to be added where applicable.

Prices, terms and conditions of sales are subject to change without notice.
All Returned goods must be prepaid. Full unopened cartons.

RESILIENT FLOORING

Amico Prices Effective August 8

Canadiana | Renaissance || 12 x 24"

PG: F56B

12mil (0.3mm) wearlayer. SPC Stone Product Composite 5mm w/ 1.5mm embossed EVA underpad. Valinge 5G click

<u>CODE</u>	<u>DESCRIPTION</u>	<u>SIZE</u>	<u>UNIT</u>	
CT61018	Perala Grey	12 x 24	ctn	\$ 146.29
CT61019	Statuario	12 x 24	ctn	\$ 146.29
CT61015	Fiori Bosco	12 x 24	ctn	\$ 146.29
CT61007	Traverti G	12 x 24	ctn	\$ 146.29
CT61017	Anthracite	12 x 24	ctn	\$ 146.29
CT61014	Crema Marfi	12 x 24	ctn	\$ 146.29

Packaging: 10 pcs/ctn = 20.59 sf/ctn = 54 ctns/plt

Centura | Dura Contract Vista

PG: F46A

Luxury Vinyl Tile (LVT) 2.5mm overall thickness with .05 PUR Wearlayer.

38-50% Recycled Content. Beveled edge, Woodgrain Smooth Textured Embossing Look.

<u>CODE</u>	<u>DESCRIPTION</u>	<u>SIZE</u>	<u>UNIT</u>	<u>BKT. I</u>
DCV648MILO	Milo	6 x 48	ctn	\$ 150.12
DCV648SUGI	Sugi	6 x 48	ctn	\$ 150.12
DCV648BEAC	Beach Comber	6 x 48	ctn	\$ 150.12
DCV648BISQ	Bisque	6 x 48	ctn	\$ 150.12
DCV648HAWO	Harbour	6 x 48	ctn	\$ 150.12
DCV648SHOR	Shore Wood	6 x 48	ctn	\$ 150.12
DCV648STOA	Steel Oak	6 x 48	ctn	\$ 150.12
DCV648WHEAT	Wheat	6 x 48	ctn	\$ 150.12
DCV648GLAC	Glacier	6 x 48	ctn	\$ 150.12
DCV648FORGE	Forge	6 x 48	ctn	\$ 150.12

Packaging: 18pcs = 36sf/ctn

Centura | Dura Sonic

PG: F57

Luxury Vinyl Tile (LVT) 5mm thickness, beveled edge

<u>CODE</u>	<u>DESCRIPTION</u>	<u>SIZE</u>	<u>UNIT</u>	<u>BKT. I</u>
DS748ALPHA	Alpha	7 x 48	ctn	\$ 190.08
DS748DELTA	Delta	7 x 48	ctn	\$ 190.08
DS748IOTA	Iota	7 x 48	ctn	\$ 190.08
DS748OMEGA	Omega	7 x 48	ctn	\$ 190.08
DS748SIGMA	Sigma	7 x 48	ctn	\$ 190.08
DS748THETA	Theta	7 x 48	ctn	\$ 190.08

Packaging: 12 pcs = 28.37 sf/ctn

Centura | 10mm Studio Commercial Laminate

PG: F89I

AC4 - 8mm HDF plus 2mm Silent Pad, Nanotec Bevel Edge, Embossed Surface

<u>CODE</u>	<u>DESCRIPTION</u>	<u>SIZE</u>	<u>UNIT</u>	<u>BKT. I</u>
STUDBOURB	Bourbon	6.5 x 48	ctn	\$ 112.64
STUDCHAM	Champagne	6.5 x 48	ctn	\$ 112.64
STUDCOGN	Cognac	6.5 x 48	ctn	\$ 112.64
STUDGREIG	Greige	6.5 x 48	ctn	\$ 112.64
STUDSTRAT	Stratus	6.5 x 48	ctn	\$ 112.64
STUDLUNAR	Lunar	6.5 x 48	ctn	\$ 112.64
STUDMINE	Mineral	6.5 x 48	ctn	\$ 112.64
STUDSOLIT	Solitaire	6.5 x 48	ctn	\$ 112.64

Packaging: 10 pcs/ctn = 21.58 sf/ctn = 60 ctns/plt

F.O.B. Toronto / Hamilton / Peterborough
H.S.T. to be added where applicable.

Prices, terms and conditions of sales are subject to change without notice.
All Returned goods must be prepaid. Full unopened cartons.

RESILIENT FLOORING

Amico Prices Effective August 8

Studio Trims

PG: F89J

<u>CODE</u>	<u>DESCRIPTION</u>	<u>SIZE</u>	<u>UNIT</u>	<u>BKT.</u>	<u>I</u>
STUD___ NOSE	Stair Nosing	8ft	pc.	\$	181.34
STUD___ CER	Reducer	8ft	pc.	\$	174.43
STUD___ MOLD	T-Moulding	8ft	pc.	\$	174.43

Centura | 5.5mm Fusion LVT

PG: F53

Hybrid composite core glue-down commercial vinyl with 1.5mm EVA underpad

<u>CODE</u>	<u>DESCRIPTION</u>	<u>SIZE</u>	<u>UNIT</u>	<u>BKT.</u>	<u>I</u>
DFH760COPPER	Copper Moon	7 x 60	ctn	\$	183.92
DFH760GREYMO	Grey Monk	7 x 60	ctn	\$	183.92
DFH760OWLRID	Owl Ridge	7 x 60	ctn	\$	183.92
DFH760OYSTER	Oyster Bay	7 x 60	ctn	\$	183.92
DFH760POPLARW	Poplar White	7 x 60	ctn	\$	183.92
DFH760RAVENW	Raven Wood	7 x 60	ctn	\$	183.92
DFH760STONER	Stone Ridge	7 x 60	ctn	\$	183.92
DFH760WOODCL	Wood Cliff	7 x 60	ctn	\$	183.92

Packaging: 9 pcs/ctn = 26.81 sf/ctn = 48 ctns/plt | Special order (Allow 6 to 8 weeks delivery)

Centura | Quantum 7.0 | SPC Vinyl

PG: F53

Hybrid composite core glue-down commercial vinyl with 1.5mm EVA underpad

<u>CODE</u>	<u>DESCRIPTION</u>	<u>SIZE</u>	<u>UNIT</u>	<u>BKT.</u>	<u>I</u>
DQ972VALL	Valley	9 x 72	ctn	\$	178.77
DQ972TRAI	Trail	9 x 72	ctn	\$	178.77
DQ972ISLA	Island	9 x 72	ctn	\$	178.77
DQ972COAS	Coast	9 x 72	ctn	\$	178.77
DQ972CAVE	Cave	9 x 72	ctn	\$	178.77
DQ972BEAC	Beach	9 x 72	ctn	\$	178.77

Packaging: 22.43 sf/ctn

Canadiana | Vintage (Vinyl) | Vinyl

PG: F53

<u>CODE</u>	<u>DESCRIPTION</u>	<u>SIZE</u>	<u>UNIT</u>	<u>BKT.</u>	<u>I</u>
XOM91132	Chocolate	6 x 35	ctn	\$	149.32
XOM1453	Sand	6 x 35	ctn	\$	149.32
XOM91134	Dogwood	6 x 35	ctn	\$	149.32
XOM91131	Beige	6 x 35	ctn	\$	149.32

Note: Ctn = 24 pcs - 36sq. ft./ctn

Laminate Accessories / Underlayments

PG: C42/C86A

<u>CODE</u>	<u>DESCRIPTION</u>	<u>SIZE</u>	<u>UNIT</u>	<u>BKT.</u>	<u>I</u>
ULUSP15MM	Silent Black Foam Underlay 1.5mm	3.6'x55.5' = 200 sf	roll	\$	104.00
CENQBN	LVT Acoustic Underlayment 1.5mm	3'x66.66' = 200sf	roll	\$	148.40

Note: Seams must be butt and taped using Tuck Tape 220502

F.O.B. Toronto / Hamilton / Peterborough
H.S.T. to be added where applicable.

Prices, terms and conditions of sales are subject to change without notice.
All Returned goods must be prepaid. Full unopened cartons.



Effective May 16, 2022



950 Lawrence Avenue West, Toronto, Ontario M6A 1C4

TABLE OF CONTENTS		
PAGE	PRODUCTS	
COLORS		
1	Color Chart 1 - Solid Colors Color Chart 2 - Marble Colors Color Chart 3 - Fiesta / ESD Rubber Tile	
2	Color Chart 4 - Marble Fiesta Color Chart 5 - Symmetry Color Chart 6 - ReNew Color Chart 7 - SafeTcork Fiesta	
WALL BASE		
3	Pinnacle Rubber Wall Base & Corners (Type TS) Pinnacle Plus Rubber Wall Base (Type TS)	
4	Alphabase (Pinnacle) Wall Base (Type TS) Contours Profiled Wall Base System (Type TP)	
5	Rubber Corner Blocks (Type TS) 700 Series Wall Base & Corners (Type TP) Vinyl Wall Base & Corners (Type TV)	
RUBBER TILE		
6	Raised Design Rubber Tile	
7	Smooth Finish Rubber Tile Designer's Choice Rubber Tile	
8	Dimensions Rubber Tile Rop-Cord Recycled Rubber Tile Spike/Skate Resistant Rubber Tile Rubber Feature Strips	
9	Tuflex Spartus Multipurpose Sports Flooring Tile	
VINYL TILE		
10	SafeTcork Solid Vinyl Tile & Welding Beads Health & Learning Vinyl Tile (LVT)	
11	Northern Timbers Premium Vinyl Tile (LVT)	
12	Northern Parallels Premium Vinyl Tile (LVT)	
RUBBER SHEET & TILE		
13	Envire Rubber Sheet & Tile/FlashCove Recoil Fitness Flooring - Minimum Orders/Custom Roll Lengths	
14	Recoil Fitness Flooring - Rolls	
15	Recoil Fitness Flooring - Tiles	
ESD RUBBER & VINYL TILE		
16	ESD Rubber Static Control Tile & Welding Beads ESD Vinyl Static Control Tile & Welding Beads ESD Rubber & Vinyl Tile Accessories	
RUBBER & VINYL TREADS		
17	Rubber Treads	
18	Rubber Treads	
19	Roppe Rubber Treads with DuPont™ Kevlar®	
20	Rubber Tread Nose Thickness Information Rubber Risers Rubber Stringers Abrasive Strips & Rubber Inserts by the Roll Rubber Landing Mats	
21	Vinyl Stair Treads, Risers & Stringers Metal Stair Treads	
RUBBER & VINYL ACCESSORIES		
22	Rubber Accessories (Reducers/Edge Guards)	
23	Rubber Accessories (Nosings)	
24	Rubber Accessories (Adapters & Transitions/Cove Caps/ Misc.)	
25	Rubber Accessory Colors Rubber Thresholds Subfloor Leveling Products	
26	Vinyl Accessories (Reducers/Nosings/Cove Caps/Corner Guards)	
27	Vinyl Accessories (Adapters & Transitions/Fillets & Tub Moldings/Misc.) Vinyl Accessory Colors	
EXCELSIOR PRODUCTS & ADHESIVE CHART		
28	Excelsior Installation/Sound Control/Adhesives/Maintenance Products	
29	Tools & Accessories	
30	Adhesive Recommendation Chart	
SPECIALTY PRICING		
31	Specialty Pricing - Ready Base	



Our Single Price Point feature allows you to mix and match colors in a single product line without worrying about multiple price schedules for different colors.

Slight variations in pricing may occur due to rounding.

General adhesive recommendations are listed for each product; refer to the attached Adhesive Chart for specific warranty coverage recommendations based on product and substrate type, and installations subject to rolling loads and lateral shear.

SOLID COLORS			COLOR CHART 1 (CC #1)	
100 black	161 snow	198 ivory	646 gecko	
110 brown	169 hunter green	617 terracotta	647 spring dill	
114 lunar dust	170 white	618 aubergine	648 pear green	
118 peacock	171 sandstone	621 merlin	649 sweet basil	
122 natural	174 smoke	623 nutmeg	654 lagoon	
123 charcoal	175 slate	624 chameleon	655 peaceful blue	
125 fig	177 steel blue	627 mariner	656 bluebell	
127 harvest yellow	178 pewter	631 sahara	657 sorbet	
129 dolphin	182 toffee	632 flax	658 berry ice	
130 buckskin	184 almond	637 night mist	659 grape	
131 bisque	186 red	638 cadet	660 citrus	
137 cinnabar	187 blue	639 beigewood	661 marmalade	
139 deep navy	188 brick	640 creekbed	662 envy	
140 fawn	191 camel	641 moonrise	663 aged fern	
147 light brown	193 black brown	642 jonquil	664 blue jay	
148 steel gray	194 burnt umber	643 mimosa	665 horizon	
150 dark gray	195 light gray	644 sunbeam		
160 forest green	197 iceberg	645 blonde		
MARBLE COLORS			COLOR CHART 2 (CC #2)	
M100 black [195]	M161 snow [195]	M198 ivory [147]	M646 gecko [170]	
M110 brown [170]	M169 hunter green [195]	M617 terracotta [170]	M647 spring dill [170]	
M114 lunar dust [195]	M170 white [195]	M618 aubergine [170]	M648 pear green [195]	
M118 peacock [195]	M171 sandstone [147]	M621 merlin [170]	M649 sweet basil [170]	
M122 natural [147]	M174 smoke [123]	M623 nutmeg [170]	M654 lagoon [170]	
M123 charcoal [195]	M175 slate [195]	M624 chameleon [170]	M655 peaceful blue [123]	
M125 fig [147]	M177 steel blue [195]	M627 mariner [170]	M656 bluebell [170]	
M127 harvest yellow [170]	M178 pewter [195]	M631 sahara [170]	M657 sorbet [170]	
M129 dolphin [195]	M182 toffee [170]	M632 flax [147]	M658 berry ice [170]	
M130 buckskin [147]	M184 almond [147]	M637 night mist [123]	M659 grape [170]	
M131 bisque [147]	M186 red [170]	M638 cadet [123]	M660 citrus [170]	
M137 cinnabar [170]	M187 blue [195]	M639 beigewood [170]	M661 marmalade [170]	
M139 deep navy [195]	M188 brick [170]	M640 creekbed [147]	M662 envy [170]	
M140 fawn [170]	M191 camel [147]	M641 moonrise [123]	M663 aged fern [170]	
M147 light brown [170]	M193 black brown [170]	M642 jonquil [195]	M664 blue jay [170]	
M148 steel gray [195]	M194 burnt umber [195]	M643 mimosa [170]	M665 horizon [195]	
M150 dark gray [195]	M195 light gray [123]	M644 sunbeam [170]		
M160 forest green [170]	M197 iceberg [123]	M645 blonde [123]		
				ACCENT COLOR LISTED IN []
FIESTA / ESD RUBBER TILE			COLOR CHART 3 (CC #3)	
NAME	BASE COLOR	CHIP COLOR	CHIP COLOR	
F401 CAMELLO	191 camel	170 white	187 blue	
F404 NIEBLA	174 smoke	170 white	187 blue	
F407 TIERRA	194 burnt umber	130 buckskin	170 white	
F408 MARRON	193 black brown	174 smoke	198 ivory	
F409 OSCURO	100 black	140 fawn	150 dark gray	
F410 MARENGO	150 dark gray	100 black	170 white	
F411 FIEL	165 colonial blue	130 buckskin	170 white	
F413 AMARILLO	631 sahara	100 black	170 white	

MARBLE FIESTA			COLOR CHART 4 (CC #4)
NAME	BASE COLOR	CHIP COLORS	MARBLE COLOR
M401 CAMELLO	191 camel	170 white / 187 blue	170 white
M404 NIEBLA	174 smoke	170 white / 187 blue	170 white
M407 TIERRA	194 burnt umber	130 buckskin / 170 white	170 white
M408 MARRON	193 black brown	174 smoke / 198 ivory	170 white
M409 OSCURO	100 black	140 fawn / 150 dark gray	170 white
M410 MARENGO	150 dark gray	100 black / 170 white	170 white
M411 FIEL	165 colonial blue	130 buckskin / 170 white	170 white
M413 AMARILLO	631 sahara	100 black / 170 white	170 white
SYMMETRY			COLOR CHART 5 (CC #5)
S100 black	S184 almond	S627 mariner	S654 lagoon
S118 peacock	S186 red	S638 cadet	S655 peaceful blue
S122 natural	S191 camel	S639 beigewood	S656 bluebell
S123 charcoal	S194 burnt umber	S642 jonquil	S659 grape
S137 cinnabar	S617 terracotta	S644 sunbeam	S660 citrus
S139 deep navy	S618 aubergine	S646 gecko	S662 envy
S161 snow	S621 merlin	S648 pear green	S663 aged fern
S174 smoke	S623 nutmeg	S649 sweet basil	S664 blue jay
RENEW			COLOR CHART 6 (CC #6)
R100 black	R184 almond	R627 mariner	R654 lagoon
R118 peacock	R186 red	R638 cadet	R655 peaceful blue
R122 natural	R191 camel	R639 beigewood	R656 bluebell
R123 charcoal	R194 burnt umber	R642 jonquil	R659 grape
R137 cinnabar	R617 terracotta	R644 sunbeam	R660 citrus
R139 deep navy	R618 aubergine	R646 gecko	R662 envy
R161 snow	R621 merlin	R648 pear green	R663 aged fern
R174 smoke	R623 nutmeg	R649 sweet basil	R664 blue jay
SAFETCORK FIESTA			COLOR CHART 7 (CC #7)
NAME	BASIC COLOR	CHIP COLOR	CHIP COLOR
ZF401 CAMELLO	191 camel	170 white	187 blue
ZF404 NIEBLA	174 smoke	170 white	187 blue
ZF407 TIERRA	194 burnt umber	130 buckskin	170 white
ZF408 MARRON	193 black brown	174 smoke	198 ivory
ZF409 OSCURO	100 black	140 fawn	150 dark gray
ZF410 MARENGO	150 dark gray	100 black	170 white
ZF411 FIEL	165 colonial blue	130 buckskin	170 white
ZF413 AMARILLO	631 sahara	100 black	170 white

PINNACLE RUBBER WALL BASE					(TYPE TS)		SINGLE	
SIZE		PER CARTON	LBS/CTN		WALL BASE			
HEIGHT	THICKNESS		COVE (CB)	NO TOE (NT)	PER LF	PER CTN		
2-1/2"	1/8"	30 - 4' Pcs or 120' Coil	27	25	\$1.341	\$160.88		
3"	1/8"	30 - 4' Pcs or 120' Coil	30	28	\$1.467	\$176.08		
3-1/2"	1/8"	30 - 4' Pcs or 120' Coil	34	31	\$1.568	\$188.12		
4"	1/8"	30 - 4' Pcs or 120' Coil	42	36	\$1.745	\$209.35		
4-1/2"	1/8"	30 - 4' Pcs or 120' Coil	45	40	\$2.019	\$242.23		
5"	1/8"	30 - 4' Pcs or 120' Coil	47	45	\$2.251	\$270.09		
5-1/2"	1/8"	30 - 4' Pcs or 120' Coil	56	53	\$2.504	\$300.46		
6"	1/8"	30 - 4' Pcs or 120' Coil	60	58	\$2.717	\$326.03		

PINNACLE RUBBER STANDARD CORNERS						
HEIGHT	AVAILABLE	PER CTN	LBS/CTN		CORNERS	
			COVE (CB)	NO TOE (NT)	PER PC	PER CTN
2-1/2"	IC/OC/NT OC	25 Pcs	2.75	2.00	\$3.801	\$95.02
4"	IC/OC/NT OC	25 Pcs	3.50	3.00	\$3.908	\$97.70
6"	IC/OC	25 Pcs	5.00	N/A	\$4.822	\$120.56

PINNACLE RUBBER SPECIALTY WALL BASE							
SIZE		DESCRIPTION	PER CTN	LBS/CTN		WALL BASE	
HEIGHT	THICK			COVE (CB)	PER LF	PER CTN	
4"	1/8"	Butt Toe	30 - 4' Pcs	42	\$2.018	\$242.14	
4"	1/8"	Long Toe (1" toe)	30 - 4' Pcs	45	\$3.233	\$388.01	
4"	1/8"	Sanitary (2" toe)	30 - 4' Pcs	56	\$3.311	\$397.27	

PINNACLE RUBBER SPECIALTY OUTSIDE CORNERS						
HEIGHT	DESCRIPTION	CORNER TYPE	PER CTN	LBS/CTN	CORNERS	
					PER PC	PER CTN
4"	Long Toe	Outside	25 Pcs	3.50	\$5.078	\$126.96
4"	Sanitary	Outside	5 Pcs	1.70	\$9.760	\$48.80

NOTES: • Pinnacle wall base and corners sold in full cartons only

Adhesives: WB-600; C-630/631

COLORS: SOLID (CC #1)

PINNACLE PLUS RUBBER WALL BASE					(TYPE TS)		SINGLE	
HEIGHT	THICKNESS	PROFILES AVAILABLE		PER CARTON	LBS/CTN	PER LF	PER CTN	
2-1/2"	1/4"	#05	Contrive	60' Coil	1 per Ctn	25	\$4.148	\$248.85
3"	3/8"	#75	Level	8' Pcs	6 per Ctn	30	\$5.074	\$243.57
4"	3/16"	#00	Simplicity	60' Coil	1 per Ctn	22	\$1.996	\$119.75
4"	3/16"	#10	Serenity	60' Coil	1 per Ctn	22	\$1.996	\$119.75
4"	3/16"	#50	Impressions	60' Coil	1 per Ctn	25	\$1.996	\$119.75
4"	3/8"	#90	Intrigue	60' Coil	1 per Ctn	22	\$1.996	\$119.75
4"	1/8"	#20	Draft	120' Coil	1 per Ctn	35	\$1.960	\$235.15
4"	1/8"	#30	Sketch	120' Coil	1 per Ctn	36	\$1.960	\$235.15
4-1/4"	1/4"	#85	Fashion	60' Coil	1 per Ctn	40	\$4.633	\$277.98
4-9/16"	3/16"	#25	Classic	60' Coil	1 per Ctn	40	\$4.490	\$269.37
4-9/16"	3/16"	#35	Sleek	60' Coil	1 per Ctn	42	\$4.490	\$269.37
4-5/8"	3/8"	#65	Vertical	8' Pcs	6 per Ctn	49	\$7.060	\$338.89
5-1/4"	3/16"	#15	Impulse	60' Coil	1 per Ctn	31	\$2.760	\$165.58
5-1/2"	3/8"	#95	Invent	60' Coil	1 per Ctn	30	\$2.760	\$165.58
5-1/2"	3/8"	#55	Nobility	8' Pcs	6 per Ctn	51	\$8.384	\$402.43

NOTES: • Pinnacle Plus wall base sold in full cartons only

Adhesives: WB-600; C-630/631

COLORS: SOLID (CC #1)

Pinnacle Plus Profiles:

ALPHABASE (PINNACLE) WALL BASE	(TYPE TS)	
NOTES: <ul style="list-style-type: none"> Contact your local sales representative for pricing Available in all heights in 4' lengths only; cove, no toe, long toe, butt toe and sanitary Standard and custom lettering or image programs available 		
Adhesives: WB-600; C-630/631		COLORS: SOLID (CC #1)

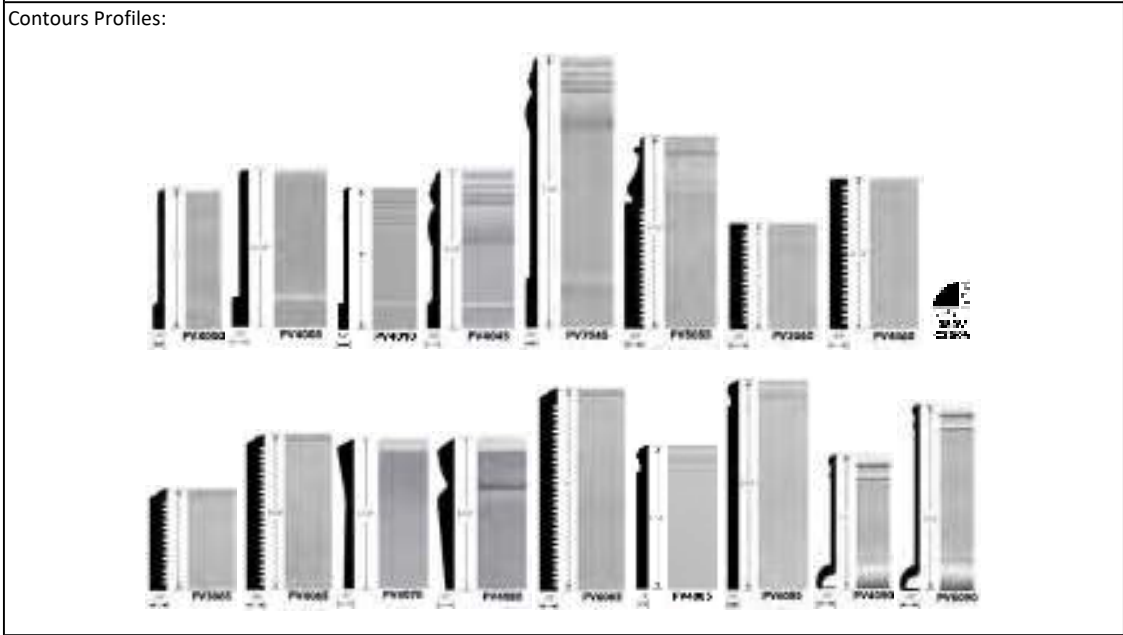
CONTOURS PROFILED WALL BASE SYSTEM							(TYPE TP)	
HEIGHT	THICKNESS	PART NO.	PROFILE	PER CARTON		LBS/CTN	PER LF	PER CTN
4"	1/4"	PV4000	#00 Simplicity	8' Pcs	5 per Ctn	20.00	\$2.399	\$95.97
4-1/2"	1/2"	PV4005	#05 Simplicity Bold	8' Pcs	5 per Ctn	40.00	\$6.800	\$272.01
4"	1/4"	PV4010	#10 Serenity	8' Pcs	5 per Ctn	19.00	\$2.990	\$119.62
4-1/2"	3/8"	PV4045	#45 Novel	8' Pcs	5 per Ctn	39.00	\$4.975	\$199.01
7-3/4"	1/4"	PV7045	#45 Novel	8' Pcs	5 per Ctn	36.00	\$7.776	\$311.03
5-1/2"	3/8"	PV5055	#55 Nobility	8' Pcs	5 per Ctn	51.00	\$8.384	\$335.36
3"	3/8"	PV3060	#60 Candid	8' Pcs	5 per Ctn	29.00	\$4.917	\$196.66
4-1/4"	3/8"	PV4060	#60 Candid	8' Pcs	5 per Ctn	41.00	\$7.523	\$300.92
3"	3/8"	PV3065	#65 Vertical	8' Pcs	5 per Ctn	32.00	\$4.917	\$196.66
4-5/8"	3/8"	PV4065	#65 Vertical	8' Pcs	5 per Ctn	50.00	\$7.060	\$282.39
6"	3/8"	PV6065	#65 Vertical	8' Pcs	5 per Ctn	64.00	\$10.886	\$435.44
4-1/2"	1/2"	PV4070	#70 Valiant	8' Pcs	5 per Ctn	41.25	\$7.143	\$285.72
4-1/2"	1/2"	PV4080	#80 Divine	8' Pcs	5 per Ctn	46.25	\$7.881	\$315.24
4-1/4"	1/4"	PV4085	#85 Fashion	8' Pcs	5 per Ctn	34.00	\$4.636	\$185.44
6-1/4"	1/4"	PV6085	#85 Fashion	8' Pcs	5 per Ctn	54.00	\$8.068	\$322.71
4"	3/8"	PV4090	#90 Intrigue	8' Pcs	5 per Ctn	18.00	\$4.665	\$186.58
5-1/2"	3/8"	PV5090	#90 Intrigue	8' Pcs	5 per Ctn	27.00	\$7.103	\$284.12
HEIGHT	THICKNESS	PART NO.	PROFILE	PER CARTON		LBS/CTN	PER LF/PC	PER PC
1/2"	1/2"	350V	#350 Qtr Rd	12' Pcs	10 per Ctn	18.00	\$2.846	\$34.15
1/2"	1/2"	C350V	#350 Qtr Rd	40' Coil	1 per Ctn	6.00	\$2.847	\$113.88

NOTES:

- Wall base sold in full cartons only
- Minimum order of 14 cartons for non-standard Color Chart #1 colors
- Recommend using a corner block that is 1/4" taller than the wall base being used

Adhesives: WB-600; C-630/631

CONTOURS STANDARD WALL BASE COLORS			
100 - BLACK	131 - BISQUE	178 - PEWTER	623 - NUTMEG
110 - BROWN	140 - FAWN	182 - TOFFEE	624 - CHAMELEON
114 - LUNAR DUST	147 - LIGHT BROWN	184 - ALMOND	631 - SAHARA
122 - NATURAL	150 - DARK GRAY	191 - CAMEL	632 - FLAX
123 - CHARCOAL	161 - SNOW	193 - BLACK BROWN	639 - BEIGEWOOD
125 - FIG	170 - WHITE	194 - BURNT UMBER	641 - MOONRISE
129 - DOLPHIN	174 - SMOKE	195 - LIGHT GRAY	
130 - BUCKSKIN	175 - SLATE	198 - IVORY	



RUBBER CORNER BLOCKS					(TYPE TS)			
MICRO-CORNER RUBBER BLOCKS								
HEIGHT	PER CTN	SOLD	LBS/CTN		CORNERS		PER PC	PER CTN
			INSIDE	OUTSIDE	PER PC	PER CTN		
2-3/4"	15 Pcs	Full Cartons Only	0.67	0.77	\$4.532	\$67.98		
4-1/4"	15 Pcs	Full Cartons Only	1.04	1.18	\$5.015	\$75.22		
6-1/4"	15 Pcs	Full Cartons Only	1.53	1.74	\$5.963	\$89.44		
STANDARD SIZE RUBBER CORNER BLOCKS								
2-3/4"	15 Pcs	Full Cartons Only	1.65	1.65	\$4.689	\$70.33		
4-1/4"	15 Pcs	Full Cartons Only	2.10	2.10	\$5.163	\$77.44		
4-3/4"	15 Pcs	Full Cartons Only	2.35	2.35	\$5.758	\$86.38		
6-1/4"	15 Pcs	Full Cartons Only	3.00	3.00	\$6.098	\$91.47		
8"	15 Pcs	Full Cartons Only	3.84	3.84	\$7.035	\$105.52		
NOTES:					<ul style="list-style-type: none"> • Custom corner blocks can be produced in 1/4" intervals up to 9' long • Custom corner blocks over 8" in height available in blunt profile only • Recommend using a corner block that is 1/4" taller than the wall base being used • Non-standard size pricing is approximated by taking the 4-1/4" per inch price times the corner height 			
Adhesives: WB-600; C-630/631					COLORS: SOLID (CC #1)			

700 SERIES WALL BASE					(TYPE TP)				
SIZE		PER CARTON	LBS/CTN		WALL BASE		PER LF	PER CTN	
HEIGHT	THICKNESS		COVE	NO TOE	PER LF	PER CTN			
2-1/2"	1/8"	30 - 4' Pcs or 120' Coil	27	25	\$1.277	\$153.25			
4"	1/8"	30 - 4' Pcs or 120' Coil	42	41	\$1.707	\$204.79			
4-1/2"	1/8"	30 - 4' Pcs or 120' Coil	42	N/A	\$1.730	\$207.59			
6"	1/8"	30 - 4' Pcs or 120' Coil	62	60	\$2.587	\$310.47			
700 SERIES CORNERS									
HEIGHT	AVAILABLE	PER CTN	SOLD	LBS/CTN		CORNERS		PER PC	PER CTN
				COVE	NO TOE	PER PC	PER CTN		
2-1/2"	IC/OC/NT OC	25 Pcs	Full Cartons Only	2.0	2.0	\$3.293	\$82.33		
4"	IC/OC/NT OC	25 Pcs	Full Cartons Only	3.8	3.8	\$3.780	\$94.50		
4-1/2"	IC/OC/NT OC	25 Pcs	Full Cartons Only	4.0	4.0	\$4.131	\$103.27		
6"	IC/OC	25 Pcs	Full Cartons Only	5.0	N/A	\$4.381	\$109.54		
NOTES:					<ul style="list-style-type: none"> • 700 Series wall base and corners sold in full cartons only 				
Adhesives: WB-600; C-630/631					COLORS: SOLID (CC #1)				

VINYL WALL BASE					(TYPE TV)				
SIZE		PER CARTON	LBS/CTN		WALL BASE		PER LF	PER CTN	
HEIGHT	THICKNESS		COVE	NO TOE	PER LF	PER CTN			
2-1/2"	.080"	30 - 4' Pcs or 120' Coil	18	17	\$1.093	\$131.16			
4"	.080"	30 - 4' Pcs or 120' Coil	31	29	\$1.266	\$151.88			
6"	.080"	30 - 4' Pcs or 120' Coil	46	44	\$2.474	\$296.87			
2-1/2"	1/8"	30 - 4' Pcs or 120' Coil	24	23	\$1.341	\$160.88			
4"	1/8"	30 - 4' Pcs or 120' Coil	40	38	\$1.670	\$200.35			
4-1/2"	1/8"	30 - 4' Pcs or 120' Coil	40	38	\$1.713	\$205.60			
6"	1/8"	30 - 4' Pcs or 120' Coil	62	58	\$2.592	\$311.00			
VINYL CORNERS									
SIZE		AVAILABLE CORNER TYPES			PER CTN	LBS/CTN		CORNERS	
HEIGHT	THICKNESS	Inside	Outside	NT Outside		COVE	NO TOE	PER PC	PER CTN
2-1/2"	.080"	Inside	Outside	NT Outside	25 Pcs	2.0	2.0	\$2.843	\$71.08
4"	.080"	Inside	Outside	NT Outside	25 Pcs	5.4	5.4	\$3.056	\$76.40
6"	.080"	Inside	Outside	N/A	25 Pcs	8.0	N/A	\$4.054	\$101.35
2-1/2"	1/8"	Inside	Outside	NT Outside	25 Pcs	3.0	3.0	\$3.542	\$88.56
4"	1/8"	Inside	Outside	NT Outside	25 Pcs	5.4	5.4	\$3.909	\$97.73
6"	1/8"	Inside	Outside	N/A	25 Pcs	8.0	N/A	\$4.521	\$113.03
NOTES:					<ul style="list-style-type: none"> • Vinyl wall base and corners sold in full cartons only • Vinyl corners are not available in 4-1/2" 				
Adhesives: WB-600; C-630/631					COLORS: SOLID (CC #1)				



RAISED DESIGN RUBBER TILE

RUBBER (SOLID/MARBLE COLORS) / PERFORMANCE COMPOUND (SOLID COLORS) TILE

TYPE	DESIGN	LBS/PC	SIZE	SF/PC	SF/CTN	PCS/CTN	RUBBER (SOLID/MARBLE COLORS)		PERFORM. COMPOUND (SOLID COLORS)	
							PER SQ FT	PER PC	PER SQ FT	PER PC
991	Slate Design	2.90	1/8" x 19-11/16" x 19-11/16"	2.6875	43	16	\$15.390	\$41.36	\$21.447	\$57.64
993	Textured Design	3.00								
994	Raised Square Design	3.50								
995	Hammered Design	3.05								
996	Raised Circular Vantage	3.50								
992	Low Profile Circular	2.70	1/8" x 19-11/16" x 19-11/16"	2.6875	43	16	\$15.390	\$41.36	\$20.634	\$55.45
953	Warning Tile Design	4.50	1/8" x 24" x 24"	4.0000	40	10	\$16.375	\$65.50	\$20.534	\$82.14
LB996	Lug-Back RC Vantage	4.30	13/64" x 19-11/16" x 19-11/16"	2.6875	27	10	\$19.274	\$51.80	\$24.093	\$64.75

NOTES:

- \$20 Broken carton charge; no returns on broken cartons
- Performance Compound - add Q prefix for oil/grease resistant (ie. Q993)

Adhesives: PS-525,SP-500; AW-510; AP-520; EW-710; U-705
Lug-Back Tile - use EW-710; U-705

Performance Compound Adhesives: EW-710; U-705

COLORS: SOLID (CC #1) & MARBLE (CC #2)	COLORS: SOLID (CC #1) MARBLE NOT AVAIL
LUG-BACK TILE AVAILABLE IN SOLID COLORS ONLY	LUG-BACK TILE AVAILABLE IN SOLID COLORS ONLY

FIESTA / MARBLE FIESTA TILE

TYPE	DESIGN	LBS/PC	SIZE	SF/PC	SF/CTN	PCS/CTN	FIESTA		MARBLE FIESTA	
							PER SQ FT	PER PC	PER SQ FT	PER PC
991	Slate Design	3.15	1/8" x 19-11/16" x 19-11/16"	2.6875	43	16	\$19.517	\$52.45	\$19.918	\$53.53
993	Textured Design	3.00								
994	Raised Square Design	3.45								
995	Hammered Design	3.10								
996	Raised Circular Vantage	3.55								
992	Low Profile Circular	2.80	1/8" x 19-11/16" x 19-11/16"	2.6875	43	16	\$19.517	\$52.45	\$19.918	\$53.53
R24	Hammered Design	3.00	.080" x 24" x 24"	4.0000	80	20	\$13.961	\$55.84	\$14.230	\$56.92
953	Warning Tile Design	4.50	1/8" x 24" x 24"	4.0000	40	10	\$21.480	\$85.92	\$21.880	\$87.52

NOTES:

- \$20 Broken carton charge; no returns on broken cartons
- For additional color combinations and pricing, contact your local sales rep

Adhesives: PS-525,SP-500; AW-510; AP-520; EW-710; U-705

COLORS: FIESTA (CC #3)	COLORS: MARBLE FIESTA (CC #4)
------------------------	-------------------------------

SYMMETRY / SAFETCORK FIESTA TILE

TYPE	DESIGN	LBS/PC	SIZE	SF/PC	SF/CTN	PCS/CTN	SYMMETRY		SAFETCORK FIESTA	
							PER SQ FT	PER PC	PER SQ FT	PER PC
991	Slate Design	3.15	1/8" x 19-11/16" x 19-11/16"	2.6875	43	16	\$19.918	\$53.53	\$24.372	\$65.50
993	Textured Design	3.00								
994	Raised Square Design	3.45								
995	Hammered Design	3.10								
996	Raised Circular Vantage	3.55								
992	Low Profile Circular	2.80	1/8" x 19-11/16" x 19-11/16"	2.6875	43	16	\$19.918	\$53.53	\$24.372	\$65.50
R24	Hammered Design	3.00	.080" x 24" x 24"	4.0000	80	20	\$14.230	\$56.92	N/A	N/A
953	Warning Tile Design	4.50	1/8" x 24" x 24"	4.0000	40	10	\$21.880	\$87.52	\$26.927	\$107.71

NOTES:

- \$20 Broken carton charge; no returns on broken cartons
- For additional color combinations and pricing, contact your local sales rep

Adhesives: PS-525,SP-500; AW-510; AP-520; EW-710; U-705

COLORS: SYMMETRY (CC #5) MARBLE NOT AVAIL	COLORS: SAFETCORK FIESTA (CC #7)
---	----------------------------------

RENEW TILE

TYPE	DESIGN	LBS/PC	SIZE	SF/PC	SF/CTN	PCS/CTN	RENEW	
							PER SQ FT	PER PC
993	Textured Design	3.15	1/8" x 19-11/16" x 19-11/16"	2.6875	43	16	\$24.372	\$65.50
995	Hammered Design	3.05						

NOTES:

- \$20 Broken carton charge; no returns on broken cartons
- For additional color combinations and pricing, contact your local sales rep

Adhesives: PS-525,SP-500; AW-510; AP-520; EW-710; U-705

COLORS: RENEW (CC #6)

SMOOTH FINISH RUBBER TILE 

RUBBER MARBELIZED TILE

TYPE	DESIGN	SIZE	SF/PC	SF/CTN	PCS/CTN	LBS/PC	RUBBER (MARBLE COLORS)	
							PER SQ FT	PER PC
969	Smooth Finish Tile	3/16" x 19-11/16" x 19-11/16"	2.6875	27	10	4.40	\$17.138	\$46.06
970	Smooth Finish Tile	1/8" x 19-11/16" x 19-11/16"	2.6875	43	16	2.90	\$16.507	\$44.36
976	Smooth Finish Tile	3/16" x 12" x 12"	1.0000	36	36	1.66	\$20.681	\$20.68
978	Smooth Finish Tile	1/8" x 12" x 12"	1.0000	45	45	1.14	\$16.375	\$16.38
NOTES: • \$20 Broken carton charge; no returns on broken cartons Adhesives: PS-525,SP-500; AW-510; AP-520; EW-710; U-705							COLORS: MARBLE (CC #2) SOLID NOT AVAIL	

FIESTA / MARBLE FIESTA TILE

TYPE	DESIGN	SIZE	SF/PC	SF/CTN	PCS/CTN	LBS/PC	FIESTA		MARBLE FIESTA	
							PER SQ FT	PER PC	PER SQ FT	PER PC
969	Smooth Finish Tile	3/16" x 19-11/16" x 19-11/16"	2.6875	27	10	4.40	\$22.673	\$60.93	\$23.122	\$62.14
970	Smooth Finish Tile	1/8" x 19-11/16" x 19-11/16"	2.6875	43	16	2.75	\$19.517	\$52.45	\$19.918	\$53.53
976	Smooth Finish Tile	3/16" x 12" x 12"	1.0000	36	36	1.50	\$26.944	\$26.94	\$27.466	\$27.47
978	Smooth Finish Tile	1/8" x 12" x 12"	1.0000	45	45	1.14	\$21.464	\$21.46	\$21.888	\$21.89
NOTES: • \$20 Broken carton charge; no returns on broken cartons • For additional color combinations and pricing, contact your local sales rep Adhesives: PS-525,SP-500; AW-510; AP-520; EW-710; U-705							COLORS: FIESTA (CC #3)		COLORS: MARBLE FIESTA (CC #4)	

SAFETCORK FIESTA / RENEW TILE

TYPE	DESIGN	SIZE	SF/PC	SF/CTN	PCS/CTN	LBS/PC	SAFETCORK FIESTA		RENEW	
							PER SQ FT	PER PC	PER SQ FT	PER PC
969	Smooth Finish Tile	3/16" x 19-11/16" x 19-11/16"	2.6875	27	10	4.40	\$28.365	\$76.23	\$28.365	\$76.23
970	Smooth Finish Tile	1/8" x 19-11/16" x 19-11/16"	2.6875	43	16	2.75	\$24.372	\$65.50	\$24.372	\$65.50
976	Smooth Finish Tile	3/16" x 12" x 12"	1.0000	36	36	1.50	\$33.663	\$33.66	\$33.663	\$33.66
978	Smooth Finish Tile	1/8" x 12" x 12"	1.0000	45	45	1.14	\$26.944	\$26.94	\$26.944	\$26.94
NOTES: • \$20 Broken carton charge; no returns on broken cartons • For additional color combinations and pricing, contact your local sales rep Adhesives: PS-525, SP-500; AW-510; AP-520; EW-710; U-705							COLORS: SAFETCORK FIESTA (CC #7)		COLORS: RENEW (CC #6)	


DESIGNER'S CHOICE RUBBER TILE 


995 HAMMERED	993 TEXTURED	THICKNESS	DESCRIPTION	PCS/CTN	LBS/CTN	PER CTN	PER PC
502	602	1/8"	6" x 12" Tile	25	14.30	\$378.71	\$15.15
506	606	1/8"	6" x 6" Tile	50	14.50	\$574.82	\$11.50
509	609	1/8"	9" x 9" Tile	45	29.00	\$579.72	\$12.88
512	612	1/8"	12" x 12" Tile	45	51.40	\$750.14	\$16.67
515	615	1/8"	3" x 15" Picket	50	15.00	\$686.40	\$13.73
518	618	1/8"	6" x 18" Picket	25	15.00	\$487.75	\$19.51
5L2	6L2	1/8"	12" x 12" Left Hand Miter	45	31.00	\$747.10	\$16.60
5R2	6R2	1/8"	12" x 12" Right Hand Miter	45	31.00	\$747.10	\$16.60
5L5	6L5	1/8"	3" x 15" Left Hand Miter	50	14.50	\$644.14	\$12.88
5R5	6R5	1/8"	3" x 15" Right Hand Miter	50	14.50	\$644.14	\$12.88
5F9	6F9	1/8"	19-11/16" x 19-11/16" Tile Frame	16	46.40	\$898.07	\$56.13


NOTES: • \$20 Broken carton charge; no returns on broken cartons
Adhesives: PS-525,SP-500; AW-510; AP-520; EW-710; U-705


COLORS: SOLID (CC #1)
 MARBLE NOT AVAILABLE


Shapes:




DIMENSIONS RUBBER TILE									
TYPE	DESIGN	SIZE	SF/PC	SF/CTN	PCS/CTN	LBS/PC	PER SQ FT	PER PC	
982	Crackle Design	1/8" x 19-11/16" x 19-11/16"	2.6875	43	16	3.13	\$15.390	\$41.36	
983	Random Design	1/8" x 19-11/16" x 19-11/16"	2.6875	43	16	3.13	\$15.390	\$41.36	
984	Stripe Design	1/8" x 19-11/16" x 19-11/16"	2.6875	43	16	3.13	\$15.390	\$41.36	
NOTES: <ul style="list-style-type: none"> • \$20 Broken carton charge; no returns on broken cartons • Special orders available in Fiesta (CC #3); Symmetry (CC #5); and Performance Compound--call for pricing 								COLORS: SOLID (CC #1) & MARBLE (CC #2)	
Adhesives: PS-525; SP-500; AW-510; AP-520; EW-710; U-705									

ROP-CORD RECYCLED RUBBER TILE									
TYPE	DESCRIPTION	SIZE	SF/PC	SF/CTN	PCS/CTN	LBS/PC	PER CTN	PER PC	
EARTHTONE									
112XP	Vulcanized	3/8" x 12" x 12"	1.00	25.00	25	54.00	\$670.56	\$26.82	
110NP	Non-Vulcanized	3/8" x 12" x 12"	1.00	25.00	25	54.00	\$618.84	\$24.75	
COLORS									
112XP	Vulcanized	3/8" x 12" x 12"	1.00	25.00	25	54.00	\$786.91	\$31.48	
110NP	Non-Vulcanized	3/8" x 12" x 12"	1.00	25.00	25	54.00	\$633.50	\$25.34	
NOTES: <ul style="list-style-type: none"> • Full cartons only 									
Adhesives: PS-525 (Non-Vulcanized only); EW-710; U-705									
ROP-CORD COLORS:									
STANDARD:		ET - EARTHTONE							
OTHERS:		CR - CRIMSON		IN - INDIGO		PN - PINE			

SPIKE/SKATE RESISTANT RUBBER TILE									
TYPE	DESCRIPTION	SIZE	SF/PC	SF/CTN	PCS/CTN	LBS/PC	PER CTN	PER PC	
JJ993	Textured	1/4" x 19-11/16" x 19-11/16"	2.6875	24.19	9	4.30	\$553.55	\$61.51	
NOTES: <ul style="list-style-type: none"> • \$20 Broken carton charge; no returns on broken cartons • All solid colors (CC #1) available with minimum quantity orders (approximately 110 SF or more) 									
Adhesives: PS-525; EW-710; U-705									
SPIKE/SKATE TILE SOLID COLORS:									
100 - BLACK		150 - DARK GRAY		174 - SMOKE					
139 - DEEP NAVY		160 - FOREST GREEN		191 - CAMEL					

RUBBER FEATURE STRIPS								
SMOOTH	TEXTURED	SIZE	SOLD	PCS/CTN	LBS/CTN	PER CTN	PER PC	
8S	8T	1/8" x 1/2" x 24-1/2"	Full Cartons Only	200	8.30	\$1,730.70	\$8.65	
8S	8T	1/8" x 1" x 25"	Full Cartons Only	100	26.00	\$1,299.75	\$13.00	
8S	8T	1/8" x 2" x 26"	Full Cartons Only	50	18.00	\$948.09	\$18.96	
NOTES: <ul style="list-style-type: none"> • Not available in marbelized 							COLORS: SOLID (CC #1) MARBLE NOT AVAIL	
Adhesives: PS-525; SP-500; AW-510; AP-520; EW-710; U-705								

TUFLEX SPARTUS MULTIPURPOSE SPORTS FLOORING TILE						
DESCRIPTION	SIZE	SF PER TILE	LBS/PC	PER SF	PER PC	
Square Tile	3/8" x 27" x 27"	5.0625	13.57	\$27.874	\$141.11	
Interlocking Tile	3/8" x 25-3/4" x 25-3/4"	4.6046	12.20	\$31.042	\$142.94	
TILE COLORS:						
031 - FIESTA	913 - CHARCOAL	933 - OCEANIA	977 - NATURAL			
849 - EBONY	916 - ASH	934 - ROUGE	982 - TAUPE			
901 - ADOBE	931 - DESERT	936 - DUSK				
911 - SEABREEZE	932 - COCOA	950 - CONFETTI				
NOTES: • Maximum of 100 tiles per pallet						
WATERJET LOGOS						
DESCRIPTION	COLORS			PRICE PER PC		
Waterjet Logos	Available in all Spartus Colors			Contact sales rep		
REDUCER STRIP FOR TUFLEX						
PART NO.	SIZE	COLORS		LBS/PC	PCS/CTN	PER PC
ROP26	3/8" to Flush x 9' Length	Available in Solid Colors (CC #1)		33.0	16	\$30.06
ADHESIVES FOR TUFLEX						
PART NO.	DESCRIPTION	UNIT	APPROX COVERAGE	PER EACH		
4EX525	PS-525 Modified Pressure-Sensitive Adhesive	4 Gallon Pail	600-900 SF	\$350.93		
3EX705	U-705 Urethane Wet-Set Adhesive	3 Gallon Pail	405-705 SF	\$629.39		
GEX710	++EW-710 Epoxy Wet-Set Adhesive	1 Gallon Pail (A&B)	120-150 SF	\$257.26		
CLEANING & FINISHING PRODUCTS FOR TUFLEX						
PART NO.	DESCRIPTION	UNIT	APPROX COVERAGE	PER EACH		
GEXAPC	**NC-900 All Purpose Neutral Cleaner	1 Gallon Bottle/4 Per Ctn	3200-8100 SF	\$65.50		
GEXPFR	**PR-930 Performance Finish Remover	1 Gallon Bottle/4 Per Ctn	150-400 SF	\$123.63		
GEXPF	**PF-960 Performance Floor Finish	1 Gallon Bottle/4 Per Ctn	2500-3000 SF	\$129.53		
**Product subject to \$5 broken carton charge						
++ HAZARDOUS MATERIAL - must be shipped via FedEx Ground or LTL only						

SAFETCORK SOLID VINYL TILE

SIZE	PRE-GROOVED	SOLD	SF/PC	SF/CTN	PCS/CTN	LBS/PC	PER CTN	PER PC
.080" x 12" x 12"	N/A	Full Cartons Only	1.00	45	45	0.74	\$487.15	\$10.83
.080" x 24" x 24"	Available	Full Cartons Only	4.00	80	20	3.00	\$861.21	\$43.06
.080" x 36" x 36"	Available	Full Cartons Only	9.00	90	10	6.70	\$968.43	\$96.84

OPTIONS TILE (STANDARD COLOR ON WHITE BACKGROUND WITH ANY COMBINATION OF 1, 2 or 3 VINYL SAFETCORK CHIP COLORS)

SIZE	PRE-GROOVED	SOLD	SF/PC	SF/CTN	PCS/CTN	LBS/PC	PER CTN	PER PC
.080" x 12" x 12"	N/A	Full Cartons Only	1.00	45	45	0.74	\$521.28	\$11.58
.080" x 24" x 24"	Available	Full Cartons Only	4.00	80	20	3.00	\$925.34	\$46.27
.080" x 36" x 36"	Available	Full Cartons Only	9.00	90	10	6.70	\$1,041.18	\$104.12

NOTES:

- Homogeneous solid vinyl tile
- 24"x24" and 36"x36" pre-grooved tiles can be installed with coordinating welding beads for seamless installations

Adhesives: AW-510; EW-710; U-705

SAFETCORK SOLID VINYL TILE COLORS:

Z100 - BLACK	Z150 - DARK GRAY	Z194 - BURNT UMBER	ZW198 - WHITE IVORY
ZW100 - WHITE BLACK	Z154 - SALEM BLUE	Z197 - ICEBERG	Z617 - TERRACOTTA
Z116 - MOSS	ZW154 - WHITE SALEM BLUE	ZW197 - WHITE ICEBERG	Z621 - MERLIN
Z137 - CINNABAR	Z193 - BLACK BROWN	Z198 - IVORY	Z631 - SAHARA

VINYL WELDING BEADS

DESCRIPTION	SOLD	PART NO.	NOTE	LF/ROLL	PER ROLL
Vinyl Welding Beads	Full Rolls Only	RWBVXPxxx-381	xxx=color number	400	\$187.69

VINYL WELDING BEAD COLORS:

100 - BLACK	150 - DARK GRAY	194 - BURNT UMBER	617 - TERRACOTTA
116 - MOSS	154 - SALEM BLUE	197 - ICEBERG	621 - MERLIN
137 - CINNABAR	193 - BLACK BROWN	198 - IVORY	631 - SAHARA

HEALTH & LEARNING VINYL TILE (LVT)

SIZE	SOLD	SF/CTN	PCS/UNIT	LBS/UNIT	PER PC	PER SQ FT	PER CTN
1/8" (3mm) x 12" x 24" Tiles	Full Cartons Only	36	18	36	\$15.514	\$7.757	\$279.26
1/8" (3mm) x 12" x 24" Tiles	Full Pallet (48 ctns)	1,725.60	864	1,728	\$14.825	\$7.412	\$266.84
1/8" (3mm) x 12" x 24" Tiles	10,000 to 25,000 SF	Varies	Varies	Varies	\$14.135	\$7.068	\$254.43

NOTES:

- 28 mil wear layer; glue-down straight edge tiles

Adhesives: SP-500; AW-510; AP-520; EW-710; U-705

HEALTH & LEARNING VINYL TILE COLORS:

HL01 - RIVER STONE	HL05 - WHEAT FIELDS	HL09 - GREY DAY	HL13 - MERLOT
HL02 - HOT COCOA	HL06 - BLONDE BEE	HL10 - SWEET DILL	HL14 - CALM CLAY
HL03 - COOL BREEZE	HL07 - BROWN EARTH	HL11 - BLUE SKY	HL15 - SNOWFALL
HL04 - WARM TEA	HL08 - SIMPLE SALT	HL12 - MIDNIGHT	

NORTHERN TIMBERS PREMIUM VINYL WOOD PLANKS (LVT) 

SIZE	UNIT SOLD	SF/UNIT	PCS/UNIT	LBS/UNIT	PER PC	PER SQ FT	PER CTN
4" x 36" Planks x 1/8" (3mm)	Carton	36.00	36	37.00	\$7.757	\$7.757	\$279.26
4" x 36" Planks x 1/8" (3mm)	Full Pallet (40 ctns)	1,438.00	1,440	1,480.00	\$7.412	\$7.412	\$266.84
4" x 36" Planks x 1/8" (3mm)	10,000 to 25,000 SF	Varies	Varies	Varies	\$7.068	\$7.068	\$254.43
4" x 36" Planks x 1/8" (3mm)	Over 25,000 SF	Varies	Varies	Varies	Call for pricing		
SIZE	UNIT SOLD	SF/UNIT	PCS/UNIT	LBS/UNIT	PER PC	PER SQ FT	PER CTN
6" x 48" Planks x 1/8" (3mm)	Carton	36.00	18	37.00	\$15.514	\$7.757	\$279.26
6" x 48" Planks x 1/8" (3mm)	Full Pallet (48 ctns)	1,728.00	864	1,776.00	\$14.825	\$7.412	\$266.84
6" x 48" Planks x 1/8" (3mm)	10,000 to 25,000 SF	Varies	Varies	Varies	\$14.135	\$7.068	\$254.43
6" x 48" Planks x 1/8" (3mm)	Over 25,000 SF	Varies	Varies	Varies	Call for pricing		

NOTES:

- 28 mil wear layer; glue-down straight edge planks
- Sold in full cartons only

Adhesives: SP-500; AW-510; AP-520; EW-710; U-705

NORTHERN TIMBERS VINYL PLANK COLORS:

021 - SANDY PINE	040 - LIMED GRAY OAK	275 - PEWTER CHERRY
024 - GOLDEN OAK	041 - COCOA PINE	276 - VELLUM SAWCUT OAK
026 - GINGERED BEECH	042 - VOODOO BEECH	277 - ROASTED SAWCUT OAK
027 - TIGEREYE ZEBRA	045 - STEELY ASH	278 - MINERAL CHERRY
029 - TOASTED TEAK	271 - LIMED SILVER OAK	279 - GRANITE SAWCUT OAK
032 - COPPER HICKORY	272 - LIMED BEIGE OAK	280 - ZEBRA MIST
035 - BRONZED OAK	273 - LIMED PALE OAK	281 - WHITEWASHED OAK
037 - ASH WALNUT	274 - LIMED UMBER OAK	

NORTHERN TIMBERS PREMIUM VINYL LOOSE-LAY PLANKS (LVT) 

SIZE	UNIT SOLD	SF/UNIT	PCS/UNIT	LBS/UNIT	PER PC	PER SQ FT	PER CTN
6" x 48" x 3/16" (5mm) LL Planks	Carton	20.00	10	37.00	\$20.272	\$10.136	\$202.72

NOTES:

- 28 mil wear layer; loose-lay straight edge planks
- Sold in full cartons only
- Also available in other Northern Timber Vinyl Plank colors noted above with a 10,000 SF minimum purchase of one color

Adhesives: None required

NORTHERN TIMBERS LOOSE-LAY VINYL PLANK COLORS:

024 - GOLDEN OAK	029 - TOASTED TEAK	271 - LIMED SILVER OAK
026 - GINGERED BEECH	040 - LIMED GRAY OAK	273 - LIMED PALE OAK
027 - TIGEREYE ZEBRA	042 - VOODOO BEECH	

NORTHERN PARALLELS PREMIUM VINYL TILE 18" x 18" (LVT) 

SIZE	UNIT SOLD	SF/UNIT	PCS/UNIT	LBS/UNIT	PER PC	PER SQ FT	PER CTN
18" x 18" Tiles x 1/8" (3mm)	Carton	36.00	16.00	36.00	\$17.453	\$7.757	\$279.26
18" x 18" Tiles x 1/8" (3mm)	Full Pallet (40 ctns)	1,440.00	640.00	1,440.00	\$16.678	\$7.412	\$266.84
18" x 18" Tiles x 1/8" (3mm)	10,000 to 25,000 SF	Varies	Varies	Varies	\$15.902	\$7.068	\$254.43
18" x 18" Tiles x 1/8" (3mm)	Over 25,000 SF	Varies	Varies	Varies	Call for pricing		

NOTES:

- 28 mil wear layer; glue-down straight edge tiles
- Sold in full cartons only

Adhesives: SP-500; AW-510; AP-520; EW-710; U-705

NORTHERN PARALLELS COLORS FOR 18" X 18" TILE:

STONE COLLECTION:	DESERT COLLECTION:
286 - ALPS	340 - GOBI
287 - DOLOMITES	341 - MOJAVE
288 - PYRENEES	342 - ARABIAN
	343 - TANAMI
	344 - KALAHARI
	345 - SONORAN

NORTHERN PARALLELS PREMIUM VINYL TILE 12" x 24" (LVT) 

SIZE	UNIT SOLD	SF/UNIT	PCS/UNIT	LBS/UNIT	PER PC	PER SQ FT	PER CTN
12" x 24" x 1/8" (3mm) Tiles	Carton	36	18	36.00	\$15.514	\$7.757	\$279.26
12" x 24" x 1/8" (3mm) Tiles	Full Pallet (48 ctns)	1,728.00	864	1,728.00	\$14.825	\$7.412	\$266.84
12" x 24" x 1/8" (3mm) Tiles	10,000 to 25,000 SF	Varies	Varies	Varies	\$14.135	\$7.068	\$254.43

NOTES:

- 28 mil wear layer; glue-down straight edge tiles
- Sold in full cartons only

Adhesives: SP-500; AW-510; AP-520; EW-710; U-705

NORTHERN PARALLELS COLORS FOR 12" X 24" TILES:

COASTAL COLLECTION:	MINI-WOOD COLLECTION:	TRAVERTINE COLLECTION:
293 - BARCELONA	282 - OLYMPIC	289 - ANDRIA
294 - SOUTH BEACH	283 - HUNAN	290 - CATANIA
295 - SYDNEY	284 - AMAZON	291 - MILAN
296 - VANCOUVER	285 - HUMBOLDT	292 - PALERMO

NORTHERN PARALLELS VINYL WOOD PLANKS CHEVRON (LVT) 

SIZE	UNIT SOLD	SF/UNIT	PCS/UNIT	LBS/UNIT	PER PC	PER SQ FT	PER CTN
9-1/4" x 59-1/4" x 1/8" (3mm) Planks	Carton	38.00	10	39.00	\$27.636	\$7.273	\$276.36
9-1/4" x 59-1/4" x 1/8" (3mm) Planks	Full Pallet (64 ctns)	2,432.00	640	2,496.00	\$26.247	\$6.907	\$262.47
9-1/4" x 59-1/4" x 1/8" (3mm) Planks	10,000 to 25,000 SF	Varies	Varies	Varies	\$24.857	\$6.541	\$248.57
9-1/4" x 59-1/4" x 1/8" (3mm) Planks	Over 25,000 SF	Varies	Varies	Varies	Call for pricing		

NOTES:

- 28 mil wear layer; glue-down straight edge planks
- Sold in full cartons only
- For Chevron pattern--order equal carton quantities of left and right planks

Adhesives: SP-500; AW-510; AP-520; EW-710; U-705


NORTHERN PARALLELS VINYL PLANK CHEVRON COLORS:


L297 - SCANDINAVIA (left plank)	L298 - NANTUCKET (left plank)	L299 - SANTA FE (left plank)
R297 - SCANDINAVIA (right plank)	R298 - NANTUCKET (right plank)	R299 - SANTA FE (right plank)

ENVIRE RUBBER SHEET & TILE								
SIZE	PART NO.	SOLD	SY/ROLL	PCS/ROLL	LBS/ROLL	PER SQ YD	PER ROLL	
Roll - 74" x 50" x .100" Gauge	RS60XXASxxx-365	Roll	33.3	1	300.00	\$173.77	\$5,786.49	
SIZE	PART NO.	SOLD	SF/PC	PCS/CTN	LBS/CTN	PER SQ FT	PER PC	
Tile - 24" x 24" x .100" Gauge	RT2424ASxxx-365	Piece	4	18	54.00	\$19.30	\$77.20	
DESCRIPTION	PART NO.	SOLD	LF/ROLL	PCS/CTN	LBS/CTN	PER LF	PER CTN	
Rubber Weld Bead	2RWBSxxx-381	Spool	200	1	5.00	\$0.674	\$134.85	
NOTES: <ul style="list-style-type: none"> Roll width is 74" to allow for 2" salvage edge Available in smooth profile only Tiles - \$20 Broken carton charge; no returns on broken cartons 								
Adhesives: SP-500**; AP-520**; AW-510; EW-710; U-705 **Adhesives for heat weld applications only								
SYMMETRY COLORS FOR ENVIRE RUBBER SHEET & TILE; FLASHCOVE AND RUBBER WELDING BEADS (CC #5):								
S100 - BLACK	S184 - ALMOND	S627 - MARINER	S654 - LAGOON					
S118 - PEACOCK	S186 - RED	S638 - CADET	S655 - PEACEFUL BLUE					
S122 - NATURAL	S191 - CAMEL	S639 - BEIGEWOOD	S656 - BLUEBELL					
S123 - CHARCOAL	S194 - BURNT UMBER	S642 - JONQUIL	S659 - GRAPE					
S137 - CINNABAR	S617 - TERRACOTTA	S644 - SUNBEAM	S660 - CITRUS					
S139 - DEEP NAVY	S618 - AUBERGINE	S646 - GECKO	S662 - ENVY					
S161 - SNOW	S621 - MERLIN	S648 - PEAR GREEN	S663 - AGED FERN					
S174 - SMOKE	S623 - NUTMEG	S649 - SWEET BASIL	S664 - BLUE JAY					
ENVIRE FLASHCOVE PREFABRICATED BASE								
DESCRIPTION	PART NO.	UNIT SOLD	PCS/CTN	LBS/CTN	LBS/LF	PER PC	PER LF	
4" Base with 3" Toe x 10'	BS400300Sxxx-049	LF (10' increments)	24	137.00	0.571	Please call for pricing		
6" Base with 3" Toe x 10'	BS600300Sxxx-049	LF (10' increments)	18	131.00	0.728	Please call for pricing		
NOTES: <ul style="list-style-type: none"> Sold in 10' lengths only; available in colors listed above For additional sizes, contact us for pricing FlashCove base will be shipped in special shipping crates: <ul style="list-style-type: none"> Orders of less than 1,000 LF (100 pcs) shipped in boxes (box size is 9" x 11" x 125") Orders of 1,000-2,000 LF (100-200 pcs) shipped in small crates (crate size is 19" x 32" x 129"; 150 lbs) Orders over 2,000 LF (200 pcs) shipped in large crates (large crate size is 30" x 32" x 129"; 250 lbs) Shipping pallet (3' 0" x 10' 6") weighs 70 lbs 								
Adhesives: Use same adhesive as flooring								
STAINLESS STEEL CHIKLET CAPS & CORNERS								
DESCRIPTION	PART NO.	UNIT SOLD	PCS/TUBE	LBS/TUBE	LF/TUBE	LBS/PC	PER PC	PER LF
Chiklet Cap - 8' Length	SSTC96	LF (8' increments)	25	25.00	200	0.938	Please call for pricing	
DESCRIPTION	PART NO.	UNIT SOLD	PCS/CTN	LBS/CTN	LF/CTN	LBS/PC	PER CTN	PER PC
Chiklet Preformed OC	SSEC12	Each	48	4.00	--	0.084	Please call for pricing	
NOTES: <ul style="list-style-type: none"> Chicklet Cap will be shipped in a tube (dimensions are 3.25" diameter x 97" long) Chicklet Preformed Outside Corners will be shipped in boxes (box size is 14" x 9" x 2.5") 								

RECOIL FITNESS FLOORING - MINIMUM ORDER REQUIREMENTS							
CUSTOM COLORS - MINIMUM ORDER REQUIREMENTS							
Minimums apply to all Custom Colors 0%-90% and Special Orders 30%-90% with 8 colors Standard color combinations are considered custom							
GAUGE	ROLLS			INTERLOCKING TILES		SQUARE TILES	
	NO. ROLLS	SQ FT	TILES	SQ FT	TILES	SQ FT	
5/32"	4mm	12	2,376	36	295	36	324
1/4"	6mm	8	1,584	24	196	24	216
3/8"	9mm	5	990	16	131	16	144
1/2"	12mm	3	594	12	98	12	108
NOTES: <ul style="list-style-type: none"> Minimum order requirements are based on multiples of the number of rolls or tiles (i.e., 1/2" square (tiles can be ordered in quantities of 12: 12, 24, 36 , etc.) Interlocking tiles - actual square foot size without tabs is 8.20 SQ FT per tile Square tiles are 9.00 SQ FT per tile 							

RECOIL FITNESS FLOORING - CUSTOM ROLL LENGTH PROGRAM							
<ul style="list-style-type: none"> Custom Roll Length Program is available in standard black or single chip color options (0% to 20% chip content) Minimum of 25 LF; can be increased in 5 LF increments up to maximum LF noted below Three week lead time; no additional charge for custom length rolls 							
GAUGE		CUSTOM LENGTHS		GAUGE		CUSTOM LENGTHS	
		MINIMUM	MAXIMUM			MINIMUM	MAXIMUM
5/32"	4mm	25 LF	580 LF	3/8"	9mm	25 LF	240 LF
1/4"	6mm	25 LF	365 LF	1/2"	12mm	25 LF	180 LF

RECOIL FITNESS FLOORING - ROLLS							
RL FULL ROLLS: 48" x 49-1/2'					PRICES PER FULL ROLL		
EPDM CHIP COLOR %:	0%-Black	10%	15%	20%	NOTES		
5/32" Gauge (157)	\$768.81	\$948.49	\$1,018.35	\$30.43	<ul style="list-style-type: none"> • Per Full Roll: 198 SQ FT; 22 SQ YDS • Use RL prefix to order full rolls • See Page 13 for ordering minimums 		
1/4" Gauge (236)	\$1,248.00	\$1,507.62	\$1,597.43	\$1,687.30			
3/8" Gauge (354)	\$1,767.14	\$1,847.04	\$1,956.86	\$2,066.68			
1/2" Gauge (300)	\$2,326.27	\$2,545.92	\$2,685.67	\$2,835.49			
EPDM CHIP COLOR %:	30%	40%	50%	60%	70%	80%	90%
5/32" Gauge (157)	\$1,437.66	\$1,547.52	\$1,667.32	\$1,887.00	\$2,126.57	\$2,356.23	\$2,565.87
1/4" Gauge (236)	\$1,966.83	\$2,296.27	\$2,695.67	\$3,045.13	\$3,384.55	\$3,734.00	\$4,133.33
3/8" Gauge (354)	\$2,875.32	\$3,394.55	\$3,943.68	\$4,442.83	\$4,981.97	\$5,571.00	\$6,160.05
1/2" Gauge (300)	\$3,773.90	\$4,462.81	\$5,261.54	\$5,900.50	\$6,639.28	\$7,328.22	\$8,176.83
RH HALF ROLLS: 48" x 24-3/4'					PRICES PER HALF ROLL		
EPDM CHIP COLOR %:	0%-Black	10%	15%	20%	NOTES		
5/32" Gauge (157)	\$384.42	\$474.19	\$509.19	\$544.15	<ul style="list-style-type: none"> • Per Half Roll: 99 SQ FT; 11 SQ YDS • Use RH prefix to order half rolls • See Page 13 for ordering minimums 		
1/4" Gauge (236)	\$623.99	\$753.79	\$798.66	\$843.60			
3/8" Gauge (354)	\$883.53	\$923.50	\$978.41	\$1,033.36			
1/2" Gauge (300)	\$1,163.13	\$1,272.99	\$1,342.85	\$1,417.71			
EPDM CHIP COLOR %:	30%	40%	50%	60%	70%	80%	90%
5/32" Gauge (157)	\$718.83	\$773.74	\$833.66	\$943.45	\$1,063.28	\$1,178.11	\$1,282.93
1/4" Gauge (236)	\$983.42	\$1,148.15	\$1,347.85	\$1,522.50	\$1,692.31	\$1,866.95	\$2,066.68
3/8" Gauge (354)	\$1,437.66	\$1,697.21	\$1,971.87	\$2,221.45	\$2,491.00	\$2,785.51	\$3,080.06
1/2" Gauge (300)	\$1,887.00	\$2,231.42	\$2,630.75	\$2,950.25	\$3,319.66	\$3,664.11	\$4,088.40
ALL ROLLS - APPROXIMATE PRICE PER SQ FT							
EPDM CHIP COLOR %:	0%-Black	10%	15%	20%			
5/32" Gauge (157)	\$3.883	\$4.790	\$5.143	\$0.154			
1/4" Gauge (236)	\$6.303	\$7.614	\$8.068	\$8.522			
3/8" Gauge (354)	\$8.925	\$9.328	\$9.883	\$10.438			
1/2" Gauge (300)	\$11.749	\$12.858	\$13.564	\$14.321			
EPDM CHIP COLOR %:	30%	40%	50%	60%	70%	80%	90%
5/32" Gauge (157)	\$7.261	\$7.816	\$8.421	\$9.530	\$10.740	\$11.900	\$12.959
1/4" Gauge (236)	\$9.934	\$11.597	\$13.615	\$15.379	\$17.094	\$18.859	\$20.875
3/8" Gauge (354)	\$14.522	\$17.144	\$19.918	\$22.439	\$25.161	\$28.136	\$31.111
1/2" Gauge (300)	\$19.060	\$22.539	\$26.573	\$29.801	\$33.532	\$37.011	\$41.297
LBS PER ROLL - ROLL WEIGHT INCLUDES 2 LB CARDBOARD CORE							
	HALF/FULL	HALF/FULL	HALF/FULL	HALF/FULL			
5/32" Gauge	101/202	101/202	101/202	101/202			
1/4" Gauge	151/302	151/302	151/302	151/302			
3/8" Gauge	221/442	221/442	226/452	231/462			
1/2" Gauge	301/602	311/622	316/632	321/642			
	HALF/FULL	HALF/FULL	HALF/FULL	HALF/FULL	HALF/FULL	HALF/FULL	HALF/FULL
5/32" Gauge	111/222	111/222	111/222	121/242	121/242	131/262	131/262
1/4" Gauge	161/322	161/322	161/322	171/342	191/382	191/382	201/402
3/8" Gauge	231/462	241/482	241/482	281/522	271/542	281/562	291/582
1/2" Gauge	321/642	331/662	331/662	351/702	371/742	381/762	391/782
NOTES:							
<ul style="list-style-type: none"> • Unboxed tiles and rolls are shrink-wrapped and palletized • Standard color combinations are considered custom • See minimums for Custom Colors 0% to 90% • No minimums in 0% to 20% in the standard (one-chip) recoil colors • Special orders in 30% to 90% in the standard (one-chip) recoil colors • Colors 375, 376, 377 and 378 are considered standard in 10% and 20% chip combinations-- additional percentages/combinations are considered custom • See previous page for Custom Roll Length Program 							
Adhesives: EW-710; U-705							
RECOIL FITNESS FLOORING COLORS:				MULTI-CHIP COMBINATIONS:			
100 - BLACK	131 - BISQUE	169 - HUNTER GREEN	186 - RED	195 - LIGHT GRAY	198 - IVORY	603 - SUNFLOWER	609 - COBALT
				375 - RED/BISQUE/COBALT	376 - BISQUE/IVORY	377 - HUNTER GREEN/IVORY	378 - COBALT/LIGHT GRAY

RECOIL FITNESS FLOORING - TILES							
RP INTERLOCKING EDGE TILES: 34-1/4" x 34-1/4"						PRICES PER TILE	
EPDM CHIP COLOR %:	0%-Black	10%	15%	20%	NOTES		
5/32" Gauge (157)	\$69.05	\$72.80	\$76.05	\$79.39	<ul style="list-style-type: none"> • Per Interlocking Tile: 8.20 SQ FT • Use RP prefix to order interlocking tiles • See Page 13 for ordering minimums 		
1/4" Gauge (236)	\$85.58	\$98.02	\$101.30	\$104.58			
3/8" Gauge (354)	\$109.99	\$113.71	\$117.43	\$121.59			
1/2" Gauge (300)	\$134.34	\$143.87	\$149.69	\$155.51			
EPDM CHIP COLOR %:	30%	40%	50%	60%	70%	80%	90%
5/32" Gauge (157)	\$96.33	\$101.30	\$105.83	\$114.96	\$124.87	\$134.34	\$141.81
1/4" Gauge (236)	\$114.56	\$129.44	\$145.56	\$158.31	\$173.26	\$189.01	\$206.29
3/8" Gauge (354)	\$153.85	\$174.48	\$198.85	\$217.89	\$241.09	\$265.84	\$289.47
1/2" Gauge (300)	\$193.95	\$222.05	\$256.81	\$282.41	\$313.45	\$343.20	\$377.08
RS SQUARE EDGE TILES: 36" x 36"						PRICES PER TILE	
EPDM CHIP COLOR %:	0%-Black	10%	15%	20%	NOTES		
5/32" Gauge (157)	\$75.84	\$79.87	\$83.55	\$87.14	<ul style="list-style-type: none"> • Per Square Tile: 9.00 SQ FT • Use RS prefix to order square tiles • See Page 13 for ordering minimums 		
1/4" Gauge (236)	\$93.90	\$107.56	\$111.18	\$114.80			
3/8" Gauge (354)	\$120.71	\$124.80	\$128.93	\$133.43			
1/2" Gauge (300)	\$147.49	\$157.91	\$164.26	\$170.69			
EPDM CHIP COLOR %:	30%	40%	50%	60%	70%	80%	90%
5/32" Gauge (157)	\$105.73	\$111.18	\$116.25	\$126.16	\$137.04	\$147.49	\$155.68
1/4" Gauge (236)	\$125.72	\$142.05	\$159.73	\$173.87	\$190.13	\$207.41	\$226.45
3/8" Gauge (354)	\$168.86	\$191.52	\$218.30	\$239.19	\$264.62	\$291.84	\$317.67
1/2" Gauge (300)	\$212.82	\$243.69	\$281.80	\$310.00	\$344.01	\$376.71	\$413.90
ALL TILES - APPROXIMATE PRICE PER SQ FT							
EPDM CHIP COLOR %:	0%-Black	10%	15%	20%			
5/32" Gauge (157)	\$8.427	\$8.874	\$9.284	\$9.682			
1/4" Gauge (236)	\$10.433	\$11.951	\$12.353	\$12.755			
3/8" Gauge (354)	\$13.412	\$13.867	\$14.325	\$14.825			
1/2" Gauge (300)	\$16.388	\$17.545	\$18.252	\$18.965			
EPDM CHIP COLOR %:	30%	40%	50%	60%	70%	80%	90%
5/32" Gauge (157)	\$11.748	\$12.353	\$12.917	\$14.017	\$15.227	\$16.388	\$17.297
1/4" Gauge (236)	\$13.969	\$15.783	\$17.748	\$19.318	\$21.126	\$23.045	\$25.161
3/8" Gauge (354)	\$18.762	\$21.280	\$24.255	\$26.577	\$29.402	\$32.427	\$35.297
1/2" Gauge (300)	\$23.647	\$27.077	\$31.311	\$34.444	\$38.224	\$41.857	\$45.989
LBS PER TILE							
	INTER/SQ EDGE	INTER/SQ EDGE	INTER/SQ EDGE	INTER/SQ EDGE			
5/32" Gauge	8.2/9.0	8.2/9.0	8.2/9.0	8.2/9.0			
1/4" Gauge	12.3/13.5	12.3/13.5	12.3/13.5	12.3/13.5			
3/8" Gauge	18.0/19.8	18.0/19.8	18.4/20.5	18.9/20.7			
1/2" Gauge	24.6/27.0	25.4/27.9	26.0/28.5	26.2/28.8			
	INTER/SQ EDGE	INTER/SQ EDGE	INTER/SQ EDGE	INTER/SQ EDGE	INTER/SQ EDGE	INTER/SQ EDGE	INTER/SQ EDGE
5/32" Gauge	9.0/9.9	9.0/9.9	9.0/9.9	9.8/10.9	9.8/10.9	10.7/11.7	10.7/11.7
1/4" Gauge	13.1/14.4	13.1/14.4	13.1/14.4	13.9/15.3	15.6/17.1	15.6/17.1	16.4/18.0
3/8" Gauge	18.9/20.7	19.7/21.6	19.7/21.6	21.3/23.4	22.1/24.3	23.0/25.2	23.8/26.1
1/2" Gauge	26.2/28.8	27.1/29.7	27.1/29.7	28.7/31.5	30.3/33.3	31.2/34.2	32.0/35.1
NOTES:							
<ul style="list-style-type: none"> • 5/32" and 1/4" gauge Interlocking tiles must be glued down • Unboxed tiles and rolls are shrink-wrapped and palletized • Standard color combinations are considered custom • See minimums for Custom Colors 0% to 90% • No minimums in 0% to 20% in the standard (one-chip) recoil colors • Special orders in 30% to 90% in the standard (one-chip) recoil colors • Colors 375, 376, 377 and 378 are considered standard in 10% and 20% chip combinations-- additional percentages/combinations are considered custom 							
Adhesives: EW-710; U-705							
RECOIL FITNESS FLOORING COLORS:				MULTI-CHIP COMBINATIONS:			
100 - BLACK	131 - BISQUE	169 - HUNTER GREEN	186 - RED	195 - LIGHT GRAY	198 - IVORY	603 - SUNFLOWER	609 - COBALT
				375 - RED/BISQUE/COBALT	376 - BISQUE/IVORY	377 - HUNTER GREEN/IVORY	378 - COBALT/LIGHT GRAY

ESD RUBBER STATIC CONTROL TILE

DESCRIPTION	SIZE	SF/PC	SF/CTN	PCS/CTN	LBS/PC	PER CTN	PER PC
R480 Hammered	.080" x 24" x 24"	4.0000	80.00	20	3.00	\$1,678.98	\$83.95

NOTES:

- Available in Static Dissipative (1.0×10^6 to 1.0×10^9) formula only
- \$20 Broken carton charge; no returns on broken cartons
- Not available in solid or marble colors
- Pre-grooved tiles not available
- Tiles can be installed with coordinating welding beads for seamless installations

Adhesives: ASD-800; USD-810

ESD RUBBER TILE COLORS:

F401 - CAMELLO	F407 - TIERRA	F409 - OSCURO	F411 - FIEL
F404 - NIEBLA	F408 - MARRON	F410 - MARENGO	F413 - AMARILLO

RUBBER WELDING BEADS

DESCRIPTION	SOLD	PART NO.	NOTE	LF/ROLL	PER ROLL
Welding Bead Roll	Full Rolls Only	RWBXPxxx-381	xxx=color number	400	\$285.15

RUBBER WELDING BEAD COLORS:

100 - BLACK	154 - SALEM BLUE	194 - BURNT UMBER	198 - IVORY
150 - DARK GRAY	193 - BLACK BROWN	197 - ICEBERG	631 - SAHARA

ESD VINYL STATIC CONTROL TILE

DESCRIPTION	SIZE	SF/PC	SF/CTN	PCS/CTN	LBS/PC	PER CTN	PER PC
Straight Edges Only	1/8" x 12" x 12"	1.0000	45.00	45	1.20	\$659.35	\$14.65
Straight or Pre-Grooved Edges	1/8" x 24" x 24"	4.0000	56.00	14	4.50	\$857.21	\$61.23
Straight or Pre-Grooved Edges	1/8" x 36" x 36"	9.0000	54.00	6	10.83	\$866.73	\$144.45

NOTES:

- Available in Static Conductive (2.5×10^4 to 1.0×10^6) and Static Dissipative (1.0×10^6 - 1.0×10^8) formulas
- Full cartons only
- Not available in solid or marble colors
- Pre-grooved tiles upon request; in sizes 24" x 24" and 36" x 36" only
- Pre-grooved tiles can be installed with coordinating welding beads for seamless installations

Adhesives: ASD-800; USD-810

ESD VINYL TILE COLORS:

701 - NEUTRON	751 - HAZE GRAY	756 - THUNDER BLACK	
702 - ELECTRON	753 - STRATUS BLUE	757 - TORNADO GRAY	
750 - CUMULUS WHITE	754 - STORM BEIGE	760 - SAFETY YELLOW	

VINYL WELDING BEADS


DESCRIPTION	SOLD	PART NO.	NOTE	LF/ROLL	PER ROLL
Vinyl Welding Beads	Full Rolls Only	RWBVXPxxx-381	xxx=color number	400	\$187.69

VINYL WELDING BEAD COLORS:

122 - NATURAL	171 - SANDSTONE	198 - IVORY	760 - SAFETY YELLOW
161 - SNOW	174 - SMOKE	756 - THUNDER BLACK	
165 - COLONIAL BLUE	197 - ICEBERG	757 - TORNADO GRAY	

ESD RUBBER AND VINYL TILE ACCESSORIES

DESCRIPTION	PART NO.	NOTES	PER PC
Copper Foil Strips (18")	R18CUFOIL-381		\$4.38
Combination Package	RCTCOMBO-381	Copper foil strips (18")/U-notched trowel (1/32")	\$35.48

RUBBER TREADS								
TYPE	NOSE	DESCRIPTION	LBS/LF	PCS/CTN	AVAILABLE SIZES	LF PRICE SHOWN / SOLD BY PC		
						RUBBER (SOLID/MARBLEIZED)	PERFORM. COMPOUND (SOLID)	SAFETCORK FIESTA
60/61	SQ/RD	Heavy Duty Smooth	2.50	6	36-42-48-54-60-66-72"	\$38.13 LF	\$47.09 LF	\$59.09 LF
70/71	SQ/RD	Light Duty Smooth	1.50	10	36-42-48-54-60-66-72"	\$25.93 LF	\$32.41 LF	\$40.20 LF
80/81	SQ/RD	Light Duty Rib Design	1.25	10	36-42-48-54-60-66-72"	\$18.31 LF	N/A	N/A
30	SQ	Diamond Design	2.25	6/4	36-42-48-54-60-66-72" 78-84-90-96-102-108"	\$29.58 LF	\$41.68 LF	\$46.54 LF
31	RD	Diamond Design	2.25	6	36-42-48-54-60-66-72"	\$29.58 LF	\$41.68 LF	\$46.54 LF
93	SQ	Textured Design	2.00	6/4	36-42-48-54-60-66-72" 78-84-90-96-102-108"	\$29.58 LF	\$41.68 LF	\$46.54 LF
94	SQ	Raised Square Design	2.20	6/4	36-42-48-54-60-66-72" 78-84-90-96-102-108"	\$29.58 LF	\$41.68 LF	\$46.54 LF
99	SQ	Hammered Design (with 2" nose)	2.00	6/4	36-42-48-54-60-66-72" 78-84-90-96-102-108"	\$29.58 LF	\$41.68 LF	\$46.54 LF
98	SQ	Vantage Raised Circular	2.00	6/4	36-42-48-54-60-66-72" 78-84-90-96-102-108"	\$29.58 LF	\$41.68 LF	\$46.54 LF
92	SQ	Low Profile Raised Circular	1.50	6	36-42-48-54-60-66-72"	\$28.17 LF	\$39.79 LF	\$44.13 LF
97	SQ	Vantage Raised Circular 15" Depth	2.00	6	36-42-48-54-60-66-72"	\$34.99 LF	\$43.78 LF	\$48.78 LF
ONE PIECE TREAD AND RISER								
95	SQ	Hammered with Riser	2.50	6/4	36-42-48-54-60-66-72" 78-84-90-96-102-108"	\$37.34 LF	\$53.51 LF	\$59.64 LF
96	SQ	Vantage with Riser	2.79	6/4	36-42-48-54-60-66-72" 78-84-90-96-102-108"	\$37.34 LF	\$53.51 LF	\$59.64 LF
WITH ABRASIVE STRIPS ONLY (Not Available with Glow Strip)								
TYPE	NOSE	DESCRIPTION	LBS/LF	CTN	AVAILABLE SIZES	RUBBER	PERF COMP	STC FIESTA
40/41	SQ/RD	Heavy Duty w/two 3/4" strips	2.50	6	36-42-48-54-60-66-72"	\$45.27 LF	\$56.61 LF	\$62.37 LF
50/51	SQ/RD	Light Duty w/two 3/4" strips	1.50	10	36-42-48-54-60-66-72"	\$38.72 LF	\$48.44 LF	\$59.68 LF
70/71	SQ/RD	Light Duty w/one 2" strip	1.50	10	36-42-48-54-60-66-72"	\$34.82 LF	N/A	\$49.13 LF
80/81	SQ/RD	Light Duty Rib Design	1.25	10	36-42-48-54-60-66-72"	\$21.93 LF	N/A	N/A
WITH ABRASIVE STRIPS, RIBBED OR SMOOTH RUBBER INSERTS								
TYPE	NOSE	DESCRIPTION	LBS/LF	CTN	AVAILABLE SIZES	RUBBER	PERF COMP	STC FIESTA
60/61	SQ/RD	Heavy Duty w/2" strip or insert	2.50	6	36-42-48-54-60-66-72"	\$46.47 LF	\$58.06 LF	\$72.05 LF
30	SQ	Diamond Design	2.25	6/4	36-42-48-54-60-66-72" 78-84-90-96-102-108"	\$40.72 LF	\$50.92 LF	\$56.75 LF
31	RD	Diamond Design	2.25	6	36-42-48-54-60-66-72"	\$40.72 LF	\$50.92 LF	\$56.75 LF
93	SQ	Textured Design	2.00	6/4	36-42-48-54-60-66-72" 78-84-90-96-102-108"	\$40.72 LF	\$50.92 LF	\$56.75 LF
94	SQ	Raised Square Design	2.20	6/4	36-42-48-54-60-66-72" 78-84-90-96-102-108"	\$40.72 LF	\$50.92 LF	\$56.75 LF
99	SQ	Hammered Design (with 2" nose)	2.00	6/4	36-42-48-54-60-66-72" 78-84-90-96-102-108"	\$40.72 LF	\$50.92 LF	\$56.75 LF
98	SQ	Vantage Raised Circular	2.00	6/4	36-42-48-54-60-66-72" 78-84-90-96-102-108"	\$40.72 LF	\$50.92 LF	\$56.75 LF
92	SQ	Low Profile Raised Circular	1.50	6	36-42-48-54-60-66-72"	\$38.79 LF	\$48.51 LF	\$53.85 LF
97	SQ	Vantage Raised Circular 15" Depth	2.00	6	36-42-48-54-60-66-72"	\$42.72 LF	\$53.47 LF	\$59.54 LF
ONE PIECE TREAD AND RISER								
95	SQ	Hammered with Riser	2.50	6/4	36-42-48-54-60-66-72" 78-84-90-96-102-108"	\$52.20 LF	\$63.13 LF	\$72.74 LF
96	SQ	Vantage with Riser	2.79	6/4	36-42-48-54-60-66-72" 78-84-90-96-102-108"	\$52.20 LF	\$63.13 LF	\$72.74 LF
NOTES:						COLORS:	COLORS:	COLORS:
<ul style="list-style-type: none"> Lineal foot price shown above, sold by the piece Performance Compound - add Q prefix for oil/grease resistant (ie. Q93) See Page 20 for abrasive strip and rubber insert colors Adh: EN-610 (Nose Filler-if needed) + AW-510; TP-620; C-630/631; EW-710 or U-705 Perf. Compound Adhesives: EN-610 (Nose Filler-if needed) + EW-710 or U-705						SOLID (CC #1)	SOLID (CC #1)	SAFETCORK FIESTA (CC #7)
						& MARBLE (CC #2)	MARBLE NOT AVAIL	

RUBBER TREADS									
TYPE	NOSE	DESCRIPTION	LBS/ LF	PCS/ CTN	AVAILABLE SIZES	LF PRICE SHOWN / SOLD BY PC			
						FIESTA	MARBLE FIESTA	SYMMETRY	RENEW
60/61	SQ/RD	Heavy Duty Smooth	2.50	6	36-42-48-54-60-66-72"	\$46.39 LF	\$47.27 LF	\$47.27 LF	\$57.96 LF
70/71	SQ/RD	Light Duty Smooth	1.50	10	36-42-48-54-60-66-72"	\$31.62 LF	\$32.19 LF	\$32.19 LF	N/A
80/81	SQ/RD	Light Duty Rib Design	1.25	10	36-42-48-54-60-66-72"	N/A	N/A	N/A	N/A
30	SQ	Diamond Design	2.25	6 4	36-42-48-54-60-66-72" 78-84-90-96-102-108"	\$36.48 LF	\$37.19 LF	\$37.19 LF	N/A
31	RD	Diamond Design	2.25	6	36-42-48-54-60-66-72"	\$36.48 LF	\$37.19 LF	\$37.19 LF	N/A
93	SQ	Textured Design	2.00	6 4	36-42-48-54-60-66-72" 78-84-90-96-102-108"	\$36.48 LF	\$37.19 LF	\$37.19 LF	\$45.65 LF
94	SQ	Raised Square Design	2.20	6 4	36-42-48-54-60-66-72" 78-84-90-96-102-108"	\$36.48 LF	\$37.19 LF	\$37.19 LF	N/A
99	SQ	Hammered Design (with 2" nose)	2.00	6 4	36-42-48-54-60-66-72" 78-84-90-96-102-108"	\$36.48 LF	\$37.19 LF	\$37.19 LF	\$45.65 LF
98	SQ	Vantage Raised Circular	2.00	6 4	36-42-48-54-60-66-72" 78-84-90-96-102-108"	\$36.48 LF	\$37.19 LF	\$37.19 LF	N/A
92	SQ	Low Profile Raised Circular	1.50	6	36-42-48-54-60-66-72"	\$34.62 LF	\$35.30 LF	\$35.30 LF	N/A
97	SQ	Vantage Raised Circular 15" Depth	2.00	6	36-42-48-54-60-66-72"	\$38.28 LF	\$39.05 LF	\$39.05 LF	N/A
ONE PIECE TREAD AND RISER									
95	SQ	Hammered with Riser	2.50	6 4	36-42-48-54-60-66-72" 78-84-90-96-102-108"	\$46.80 LF	\$47.71 LF	\$47.71 LF	\$58.50 LF
96	SQ	Vantage with Riser	2.79	6 4	36-42-48-54-60-66-72" 78-84-90-96-102-108"	\$46.80 LF	\$47.71 LF	\$47.71 LF	N/A
WITH ABRASIVE STRIPS ONLY (Not Available with Glow Strip)									
TYPE	NOSE	DESCRIPTION	LBS/LF	CTN	AVAILABLE SIZES	FIESTA	MRB FIESTA	SYMMETRY	RENEW
40/41	SQ/RD	Heavy Duty w/two 3/4" strips	2.50	6	36-42-48-54-60-66-72"	\$55.32 LF	\$56.40 LF	\$56.40 LF	N/A
50/51	SQ/RD	Light Duty w/two 3/4" strips	1.50	10	36-42-48-54-60-66-72"	\$46.86 LF	\$47.78 LF	\$47.78 LF	N/A
70/71	SQ/RD	Light Duty w/one 2" strip	1.50	10	36-42-48-54-60-66-72"	\$38.55 LF	\$39.29 LF	\$39.29 LF	N/A
80/81	SQ/RD	Light Duty Rib Design	1.25	10	36-42-48-54-60-66-72"	N/A	N/A	N/A	N/A
WITH ABRASIVE STRIPS, RIBBED OR SMOOTH RUBBER INSERTS									
TYPE	NOSE	DESCRIPTION	LBS/LF	CTN	AVAILABLE SIZES	FIESTA	MRB FIESTA	SYMMETRY	RENEW
60/61	SQ/RD	Heavy Duty w/2" strip or insert	2.50	6	36-42-48-54-60-66-72"	\$56.57 LF	\$57.62 LF	\$57.62 LF	\$70.67 LF
30	SQ	Diamond Design	2.25	6 4	36-42-48-54-60-66-72" 78-84-90-96-102-108"	\$44.46 LF	\$45.38 LF	\$45.38 LF	N/A
31	RD	Diamond Design	2.25	6	36-42-48-54-60-66-72"	\$44.46 LF	\$45.38 LF	\$45.38 LF	N/A
93	SQ	Textured Design	2.00	6 4	36-42-48-54-60-66-72" 78-84-90-96-102-108"	\$44.46 LF	\$45.38 LF	\$45.38 LF	\$55.66 LF
94	SQ	Raised Square Design	2.20	6 4	36-42-48-54-60-66-72" 78-84-90-96-102-108"	\$44.46 LF	\$45.38 LF	\$45.38 LF	N/A
99	SQ	Hammered Design (with 2" nose)	2.00	6 4	36-42-48-54-60-66-72" 78-84-90-96-102-108"	\$44.46 LF	\$45.38 LF	\$45.38 LF	\$55.66 LF
98	SQ	Vantage Raised Circular	2.00	6 4	36-42-48-54-60-66-72" 78-84-90-96-102-108"	\$44.46 LF	\$45.38 LF	\$45.38 LF	N/A
92	SQ	Low Profile Raised Circular	1.50	6	36-42-48-54-60-66-72"	\$42.27 LF	\$43.08 LF	\$43.08 LF	N/A
97	SQ	Vantage Raised Circular 15" Depth	2.00	6	36-42-48-54-60-66-72"	\$46.70 LF	\$47.61 LF	\$47.61 LF	N/A
ONE PIECE TREAD AND RISER									
95	SQ	Hammered with Riser	2.50	6 4	36-42-48-54-60-66-72" 78-84-90-96-102-108"	\$57.11 LF	\$58.26 LF	\$58.26 LF	\$71.35 LF
96	SQ	Vantage with Riser	2.79	6 4	36-42-48-54-60-66-72" 78-84-90-96-102-108"	\$57.11 LF	\$58.26 LF	\$58.26 LF	N/A
NOTES:						COLORS:	COLORS:	COLORS:	COLORS:
<ul style="list-style-type: none"> Lineal foot price shown above, sold by the piece For additional color combinations and pricing, contact your local sales rep See Page 20 for abrasive strip and rubber insert colors 						FIESTA (CC #3)	MARBLE FIESTA (CC #4)	SYMMETRY (CC #5)	RENEW (CC #6)
Adh: EN-610 (Nose Filler-if needed) + AW-510; TP-620; C-630/631; EW-710 or U-705									

ROPPE RUBBER TREADS WITH DUPONT™ KEVLAR® 

TYPE	NOSE	DESCRIPTION	LBS/LF	PCS/ CTN	AVAILABLE SIZES	LF PRICE SHOWN / SOLD BY PC		
						RUBBER (SOLID)	SYMMETRY	RENEW
60/61	SQ/RD	Heavy Duty Smooth	2.50	6	36-42-48-54-60-66-72"	\$47.65 LF	\$60.26 LF	\$73.81 LF
30	SQ	Diamond Design	2.25	6 4	36-42-48-54-60-66-72" 78-84-90-96-102-108"	\$36.92 LF	\$47.40 LF	N/A
31	RD	Diamond Design	2.25	6	36-42-48-54-60-66-72"	\$36.92 LF	\$47.40 LF	N/A
93	SQ	Textured Design	2.00	6 4	36-42-48-54-60-66-72" 78-84-90-96-102-108"	\$36.92 LF	\$47.40 LF	\$58.23 LF
94	SQ	Raised Square Design	2.20	6 4	36-42-48-54-60-66-72" 78-84-90-96-102-108"	\$36.92 LF	\$47.40 LF	N/A
99	SQ	Hammered Design (with 2" nose)	2.00	6 4	36-42-48-54-60-66-72" 78-84-90-96-102-108"	\$36.92 LF	\$47.40 LF	\$58.23 LF
98	SQ	Vantage Raised Circular	2.00	6 4	36-42-48-54-60-66-72" 78-84-90-96-102-108"	\$36.92 LF	\$47.40 LF	N/A
92	SQ	Low Profile Raised Circular	1.50	6	36-42-48-54-60-66-72"	\$36.92 LF	\$47.40 LF	N/A
97	SQ	Vantage Raised Circular 15" Depth	2.00	6	36-42-48-54-60-66-72"	\$43.78 LF	\$49.75 LF	N/A

ONE PIECE TREAD AND RISER

95	SQ	Hammered with Riser	2.50	6 4	36-42-48-54-60-66-72" 78-84-90-96-102-108"	\$46.68 LF	\$60.82 LF	\$74.57 LF
96	SQ	Vantage with Riser	2.79	6 4	36-42-48-54-60-66-72" 78-84-90-96-102-108"	\$46.68 LF	\$60.82 LF	N/A

WITH ABRASIVE STRIPS ONLY (Not Available with Glow Strip)

TYPE	NOSE	DESCRIPTION	LBS/LF	CTN	AVAILABLE SIZES	RUBBER	SYMMETRY	RENEW
40/41	SQ/RD	Heavy Duty w/two 3/4" strips	2.50	6	36-42-48-54-60-66-72"	\$56.61 LF	\$71.88 LF	N/A

WITH ABRASIVE STRIPS, RIBBED OR SMOOTH RUBBER INSERTS

TYPE	NOSE	DESCRIPTION	LBS/LF	CTN	AVAILABLE SIZES	RUBBER	SYMMETRY	RENEW
60/61	SQ/RD	Heavy Duty w/2" strip or insert	2.50	6	36-42-48-54-60-66-72"	\$58.09 LF	\$73.47 LF	\$90.09 LF
30	SQ	Diamond Design	2.25	6 4	36-42-48-54-60-66-72" 78-84-90-96-102-108"	\$50.92 LF	\$57.85 LF	N/A
31	RD	Diamond Design	2.25	6	36-42-48-54-60-66-72"	\$50.92 LF	\$57.85 LF	N/A
93	SQ	Textured Design	2.00	6 4	36-42-48-54-60-66-72" 78-84-90-96-102-108"	\$50.92 LF	\$57.85 LF	\$70.92 LF
94	SQ	Raised Square Design	2.20	6 4	36-42-48-54-60-66-72" 78-84-90-96-102-108"	\$50.92 LF	\$57.85 LF	N/A
99	SQ	Hammered Design (with 2" nose)	2.00	6 4	36-42-48-54-60-66-72" 78-84-90-96-102-108"	\$50.92 LF	\$57.85 LF	\$70.92 LF
98	SQ	Vantage Raised Circular	2.00	6 4	36-42-48-54-60-66-72" 78-84-90-96-102-108"	\$50.92 LF	\$57.85 LF	N/A
92	SQ	Low Profile Raised Circular	1.50	6	36-42-48-54-60-66-72"	\$50.92 LF	\$57.85 LF	N/A
97	SQ	Vantage Raised Circular 15" Depth	2.00	6	36-42-48-54-60-66-72"	\$53.44 LF	\$60.68 LF	N/A

ONE PIECE TREAD AND RISER

95	SQ	Hammered with Riser	2.50	6 4	36-42-48-54-60-66-72" 78-84-90-96-102-108"	\$65.23 LF	\$74.23 LF	\$90.98 LF
96	SQ	Vantage with Riser	2.79	6 4	36-42-48-54-60-66-72" 78-84-90-96-102-108"	\$65.23 LF	\$74.23 LF	N/A

NOTES:

- Lineal foot price shown above, sold by the piece
- See Page 20 for abrasive strip and rubber insert colors

Adh: EN-610 (Nose Filler-if needed) + AW-510; TP-620; C-630/631; EW-710 or U-705

COLORS:	COLORS:	COLORS:
SOLID (CC #1)	SYMMETRY (CC #5)	RENEW (CC #6)

RUBBER TREAD NOSE THICKNESS INFORMATION

30-Diamond Design SQ Nose	3/16" tapering to 1/8"	93-Textured Design	13/64" tapering to 7/32"
31-Diamond Design RD Nose	1/4" tapering to 3/16"	94-Raised Square Design	1/4" tapering to 1/8"
40/41-Heavy Duty Abrasive	1/4" tapering to 3/16"	97-Vantage Circular 15" Depth	1/4" tapering to 3/32"
50/51-Light Duty Abrasive	3/16" tapering to 1/8"	98-Vantage Raised Circular	3/16" tapering to 1/8"
60/61-Heavy Duty Abr/Sm	1/4" tapering to 3/16"	99-Hammered (with 2" nose)	13/64" tapering to 1/8"
70/71-Light Duty Abr/Sm	1/8", no tapering	ONE PIECE TREAD AND RISER	
80/81-Light Duty Rib Design	1/8" tapering to 5/64"	95-Hammered With Riser	13/64" tapering to 5/64"
92-Low Profile Raised Circular	3/16" tapering to 1/8"	96-Vantage With Riser	1/4" tapering to 5/64"

RUBBER RISERS

SIZE	LBS/LF	PCS/CTN	AVAILABLE SIZES	LF PRICE SHOWN / SOLD BY PC						
				RUBBER (SOLID/MRBL)	PERFORM. COMPOUND	SAFETCORK FIESTA	FIESTA	MARBLE FIESTA	SYMMETRY	RENEW
7" x .100"	0.63	20 10	36-42-48-54-60-66-72" 78-84-90-96-102-108"	\$8.86 LF	N/A	\$12.68 LF	\$10.11 LF	\$10.25 LF	\$10.25 LF	\$12.68 LF

NOTES:

- Lineal foot price shown above, sold by the piece
- See tread pages for colors and adhesives

RUBBER STRINGERS

SIZE	LBS/PC	PCS/CTN	PRICE PER PC						
			RUBBER (SOLID/MRBL)	PERFORM. COMPOUND	SAFETCORK FIESTA	FIESTA	MARBLE FIESTA	SYMMETRY	RENEW
10" x 6' x .080"	4.50	12	\$60.80	N/A	\$90.59	\$72.36	\$73.88	\$73.88	\$90.59
12" x 6' x .080"	5.10	12	\$68.61	N/A	\$102.15	\$81.79	\$83.42	\$83.42	\$102.15

NOTES:

- Prices are per piece
- See tread pages for colors and adhesives

ABRASIVE STRIP COLORS / PRICING BY THE ROLL

BLACK AND COLOR ABRASIVE STRIP ROLLS							BLACK	COLORS
WIDTH	LENGTH	ABRASIVE STRIP COLORS				LBS/ROLL	PER ROLL	PER ROLL
3/4"	60' Roll	A - GALLEY RED	E - BEIGE	K - BLACK	T - TEAK BROWN	1.00	\$87.36	\$108.77
2"	60' Roll	D - GLOW STRIP	G - OCEAN GRAY	L - SAFETY YELLOW	W - PEBBLE WHITE	3.00	\$220.58	\$275.77

Adhesive: Use contact cement to apply

RIBBED & SMOOTH RUBBER INSERT COLORS / PRICING BY THE ROLL

WIDTH	LENGTH	RIBBED AND SMOOTH RUBBER INSERT COLORS			LBS/ROLL	PER ROLL
2"	120' Roll	AL - ALMOND	KK - BLACK	LL - SAFETY YELLOW	17.00	\$548.96
		MG - DARK GRAY	TT - BROWN			

NOTES:

- Call for pricing on glow-in-the-dark rubber inserts
- Additional colors available in 120' minimums

Adhesive: Use contact cement to apply

RUBBER LANDING MATS


TYPE	DESCRIPTION	SIZE	PCS/CTN	LBS/PC	PER CTN	PER PC
631	Diamond Design	3/16" x 27" x 27"	6	6.00	\$646.37	\$107.73
671	Smooth Design	3/16" x 27" x 27"	6	8.00	\$688.16	\$114.69
871	Smooth Design	1/8" x 27" x 27"	6	6.00	\$601.13	\$100.19
36978	Smooth Design	1/8" x 36" x 36"	1	10.20	\$171.97	\$171.97

NOTES:

- \$20 Broken carton charge; no returns on broken cartons
- Smooth mats only available in marbled colors

Adhesives: SP-500; AW-510; AP-520; EW-710; U-705

DIAMOND MAT COLORS:
SOLID (CC #1) & MARBLE (CC #2);
SMOOTH MATS: MARBLE (CC #2)











VINYL STAIR TREADS								
TYPE	NOSE	DESCRIPTION	LBS/LF	PCS/CTN	AVAILABLE SIZES	LF PRICE SHOWN / SOLD BY PC	VINYL TREAD COLORS	
16/17	SQ/RD	1/8" Light Duty Rib	1.30	10	42-48-72"	\$9.69 LF	100 - BLACK 107 - LIGHT KHAKI 117 - SADDLE BROWN 132 - GRANITE 147 - LIGHT BROWN 168 - DEEP WATER 171 - SANDSTONE 172 - CHAMPAGNE 175 - SLATE 177 - STEEL BLUE 178 - PEWTER 182 - TOFFEE 184 - ALMOND 187 - BLUE 195 - LIGHT GRAY	
18/19	SQ/RD	1/4" Heavy Duty Rib	1.80	6	42-48-72"	\$14.45 LF		
WITH ABRASIVE STRIPS ONLY (Not Available with Glow Strip)								
16/17	SQ/RD	1/8" Light Duty Rib	1.30	10	42-48-72"	\$18.48 LF		
WITH ABRASIVE STRIPS, RIBBED OR SMOOTH RUBBER INSERTS								
18/19	SQ/RD	1/4" Heavy Duty Rib	1.80	6	42-48-72"	\$24.13 LF		
NOTES:								
<ul style="list-style-type: none"> Lineal foot price shown above, sold by the piece Special lengths are available up to 12' Non-standard length treads are available with a 50-piece minimum order Available with abrasive strips or rubber inserts up to 9' in length See previous page for abrasive strip and rubber insert colors 								
Adhesives: EN-610 (Nose Filler-if needed) + AW-510; TP-620; C-630/631; EW-710 or U-705								
NOSE THICKNESS INFO								
16/17 Light Duty Rib SQ & RD			5/32" tapering to 5/64"					
18/19 Heavy Duty Rib SQ & RD			1/4" tapering to 1/8"					
RISERS								
DESCRIPTION		SIZE		PCS/CTN	LBS/LF	LF PER COIL		PER COIL
Vinyl Risers		7" x 50' Coil x .100"		1	0.54	50'		\$228.51
STRINGERS								
DESCRIPTION		SIZE		PCS/CTN	LBS/LF	LF PER COIL	PER COIL	
Vinyl Stringers		10" x 50' Coil x .080"		1	0.75	50'	\$336.66	

METAL STAIR TREADS						
STANDARD METAL TREADS						
DEPTH	LENGTH	LBS/LF	DESCRIPTION	PER LF		
9"	3' or 4'	2.50	Black	\$98.15 LF		
9"	3' or 4'	2.50	Black with Yellow	\$105.19 LF		
CUSTOM LENGTH ONE-COLOR METAL TREADS						
DEPTH	LENGTH	LBS/LF	CUSTOM COLORS	GLOW-IN-THE-DARK	PER LF	
7.5"	Custom	2.50	\$103.12 LF	\$116.91 LF	\$99.67 LF	
9"	Custom	2.50	\$108.63 LF	\$122.42 LF	\$105.19 LF	
11"	Custom	2.76	\$140.42 LF	\$154.21 LF	\$136.97 LF	
CUSTOM LENGTH TWO-COLOR METAL TREADS						
DEPTH	LENGTH	LBS/LF	CUSTOM COLORS	GLOW-IN-THE-DARK	PER LF	
7.5"	Custom	2.50	\$109.91 LF	\$123.70 LF	\$106.46 LF	
9"	Custom	2.50	\$120.36 LF	\$134.15 LF	\$116.91 LF	
11"	Custom	2.76	\$148.42 LF	\$162.21 LF	\$144.97 LF	
TREAD SCREWS						
TREAD SIZE	PCS/PKG	ORDERING	WOOD SCREWS	CONCRETE SCREWS	PRICE/PKG	
For 3' Treads	8	Specify wood or concrete screws when ordering	8 WSCREW	8 CSCREW	\$11.72	
For 4' Treads	12		12 WSCREW	12 CSCREW	\$12.86	
METAL STAIR TREAD NOSINGS						
DEPTH	LENGTH	LBS/LF	COLORS	CUSTOM COLORS	TWO COLORS	ONE COLOR/LF
4"	Custom	1.50	Standard Colors	\$76.02 LF	\$79.47 LF	\$72.57 LF
4"	Custom	1.50	Glow-in-the-Dark	--	--	\$87.98 LF
METAL FLAT STEP PLATE (NO NOSE)						
DEPTH	LENGTH	LBS/LF	CUSTOM COLORS	GLOW-IN-THE-DARK	ONE COLOR/LF	
7"	Custom	1.50	\$108.29 LF	\$122.08 LF	\$104.84 LF	
NOTES:						
<ul style="list-style-type: none"> Order tread lengths in 1" increments based upon measurements from job site Maximum custom tread length is 144" 						
METAL STAIR TREAD COLORS						
BLK - BLACK	BRN - BROWN	GRY - GRAY	RED - RED			
BLU - BLUE	GLW - GLOW-IN-THE-DARK	GRN - GREEN	YLW - YELLOW			



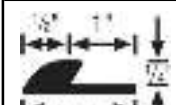

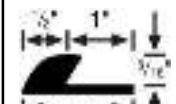

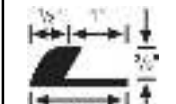



RUBBER ACCESSORIES



REDUCERS

 <p>#20 TRANSITIONAL REDUCER 7/16"</p> <table border="1"> <thead> <tr> <th>LENGTH</th> <th>PCS/CTN</th> <th>LBS/CTN</th> <th>PER PC</th> </tr> </thead> <tbody> <tr> <td>9'</td> <td>10</td> <td>40.0</td> <td>\$46.16</td> </tr> </tbody> </table> <p>ITEM NO: 20R_P_ _ _</p>	LENGTH	PCS/CTN	LBS/CTN	PER PC	9'	10	40.0	\$46.16	 <p>#24 REDUCER STRIP 1/4"</p> <table border="1"> <thead> <tr> <th>LENGTH</th> <th>PCS/CTN</th> <th>LBS/CTN</th> <th>PER PC</th> </tr> </thead> <tbody> <tr> <td>9'</td> <td>16</td> <td>26.0</td> <td>\$20.29</td> </tr> </tbody> </table> <p>ITEM NO: 24R_P_ _ _</p>	LENGTH	PCS/CTN	LBS/CTN	PER PC	9'	16	26.0	\$20.29
LENGTH	PCS/CTN	LBS/CTN	PER PC														
9'	10	40.0	\$46.16														
LENGTH	PCS/CTN	LBS/CTN	PER PC														
9'	16	26.0	\$20.29														
 <p>#49 TRANSITIONAL REDUCER 9/16"</p> <table border="1"> <thead> <tr> <th>LENGTH</th> <th>PCS/CTN</th> <th>LBS/CTN</th> <th>PER PC</th> </tr> </thead> <tbody> <tr> <td>9'</td> <td>10</td> <td>42.0</td> <td>\$53.14</td> </tr> </tbody> </table> <p>ITEM NO: 49R_P_ _ _</p>	LENGTH	PCS/CTN	LBS/CTN	PER PC	9'	10	42.0	\$53.14	 <p>#25 REDUCER STRIP 5/16"</p> <table border="1"> <thead> <tr> <th>LENGTH</th> <th>PCS/CTN</th> <th>LBS/CTN</th> <th>PER PC</th> </tr> </thead> <tbody> <tr> <td>9'</td> <td>16</td> <td>28.0</td> <td>\$24.43</td> </tr> </tbody> </table> <p>ITEM NO: 25R_P_ _ _</p>	LENGTH	PCS/CTN	LBS/CTN	PER PC	9'	16	28.0	\$24.43
LENGTH	PCS/CTN	LBS/CTN	PER PC														
9'	10	42.0	\$53.14														
LENGTH	PCS/CTN	LBS/CTN	PER PC														
9'	16	28.0	\$24.43														
 <p>#21 REDUCER STRIP .080 FOR RESILIENT FLOORS</p> <table border="1"> <thead> <tr> <th>LENGTH</th> <th>PCS/CTN</th> <th>LBS/CTN</th> <th>PER PC</th> </tr> </thead> <tbody> <tr> <td>9'</td> <td>16</td> <td>8.0</td> <td>\$12.59</td> </tr> </tbody> </table> <p>ITEM NO: 21R_P_ _ _</p>	LENGTH	PCS/CTN	LBS/CTN	PER PC	9'	16	8.0	\$12.59	 <p>#26 REDUCER STRIP 3/8"</p> <table border="1"> <thead> <tr> <th>LENGTH</th> <th>PCS/CTN</th> <th>LBS/CTN</th> <th>PER PC</th> </tr> </thead> <tbody> <tr> <td>9'</td> <td>16</td> <td>33.0</td> <td>\$28.44</td> </tr> </tbody> </table> <p>ITEM NO: 26R_P_ _ _</p>	LENGTH	PCS/CTN	LBS/CTN	PER PC	9'	16	33.0	\$28.44
LENGTH	PCS/CTN	LBS/CTN	PER PC														
9'	16	8.0	\$12.59														
LENGTH	PCS/CTN	LBS/CTN	PER PC														
9'	16	33.0	\$28.44														
 <p>#22 REDUCER STRIP 1/8"</p> <table border="1"> <thead> <tr> <th>LENGTH</th> <th>PCS/CTN</th> <th>LBS/CTN</th> <th>PER PC</th> </tr> </thead> <tbody> <tr> <td>9'</td> <td>16</td> <td>12.0</td> <td>\$14.74</td> </tr> </tbody> </table> <p>ITEM NO: 22R_P_ _ _</p>	LENGTH	PCS/CTN	LBS/CTN	PER PC	9'	16	12.0	\$14.74	 <p>#45 REDUCER STRIP 1/8"</p> <table border="1"> <thead> <tr> <th>LENGTH</th> <th>PCS/CTN</th> <th>LBS/CTN</th> <th>PER PC</th> </tr> </thead> <tbody> <tr> <td>9'</td> <td>16</td> <td>20.0</td> <td>\$15.66</td> </tr> </tbody> </table> <p>ITEM NO: 45R_P_ _ _</p>	LENGTH	PCS/CTN	LBS/CTN	PER PC	9'	16	20.0	\$15.66
LENGTH	PCS/CTN	LBS/CTN	PER PC														
9'	16	12.0	\$14.74														
LENGTH	PCS/CTN	LBS/CTN	PER PC														
9'	16	20.0	\$15.66														
 <p>#48 REDUCER STRIP 3/32"</p> <table border="1"> <thead> <tr> <th>LENGTH</th> <th>PCS/CTN</th> <th>LBS/CTN</th> <th>PER PC</th> </tr> </thead> <tbody> <tr> <td>9'</td> <td>16</td> <td>8.0</td> <td>\$13.60</td> </tr> </tbody> </table> <p>ITEM NO: 48R_P_ _ _</p>	LENGTH	PCS/CTN	LBS/CTN	PER PC	9'	16	8.0	\$13.60	 <p>#59 REDUCER STRIP 1/8\" TAPERING TO .080"</p> <table border="1"> <thead> <tr> <th>LENGTH</th> <th>PCS/CTN</th> <th>LBS/CTN</th> <th>PER PC</th> </tr> </thead> <tbody> <tr> <td>9'</td> <td>16</td> <td>12.0</td> <td>\$14.74</td> </tr> </tbody> </table> <p>ITEM NO: 59R_P_ _ _</p>	LENGTH	PCS/CTN	LBS/CTN	PER PC	9'	16	12.0	\$14.74
LENGTH	PCS/CTN	LBS/CTN	PER PC														
9'	16	8.0	\$13.60														
LENGTH	PCS/CTN	LBS/CTN	PER PC														
9'	16	12.0	\$14.74														
 <p>#23 REDUCER STRIP 3/16"</p> <table border="1"> <thead> <tr> <th>LENGTH</th> <th>PCS/CTN</th> <th>LBS/CTN</th> <th>PER PC</th> </tr> </thead> <tbody> <tr> <td>9'</td> <td>16</td> <td>20.0</td> <td>\$15.66</td> </tr> </tbody> </table> <p>ITEM NO: 23R_P_ _ _</p>	LENGTH	PCS/CTN	LBS/CTN	PER PC	9'	16	20.0	\$15.66									
LENGTH	PCS/CTN	LBS/CTN	PER PC														
9'	16	20.0	\$15.66														

EDGE GUARDS

 <p>#34 UNDERLAP CARPET EDGE 3/16"</p> <table border="1"> <thead> <tr> <th>LENGTH</th> <th>PCS/CTN</th> <th>LBS/CTN</th> <th>PER PC</th> </tr> </thead> <tbody> <tr> <td>9'</td> <td>16</td> <td>24.0</td> <td>\$17.68</td> </tr> </tbody> </table> <p>ITEM NO: 34R_P_ _ _</p>	LENGTH	PCS/CTN	LBS/CTN	PER PC	9'	16	24.0	\$17.68	 <p>#39 GLUE-DOWN CARPET EDGE 5/16"</p> <table border="1"> <thead> <tr> <th>LENGTH</th> <th>PCS/CTN</th> <th>LBS/CTN</th> <th>PER PC</th> </tr> </thead> <tbody> <tr> <td>9'</td> <td>10</td> <td>31.0</td> <td>\$26.29</td> </tr> </tbody> </table> <p>ITEM NO: 39R_P_ _ _</p>	LENGTH	PCS/CTN	LBS/CTN	PER PC	9'	10	31.0	\$26.29
LENGTH	PCS/CTN	LBS/CTN	PER PC														
9'	16	24.0	\$17.68														
LENGTH	PCS/CTN	LBS/CTN	PER PC														
9'	10	31.0	\$26.29														
 <p>#35 UNDERLAP CARPET EDGE 1/4"</p> <table border="1"> <thead> <tr> <th>LENGTH</th> <th>PCS/CTN</th> <th>LBS/CTN</th> <th>PER PC</th> </tr> </thead> <tbody> <tr> <td>9'</td> <td>16</td> <td>13.0</td> <td>\$17.68</td> </tr> </tbody> </table> <p>ITEM NO: 35R_P_ _ _</p>	LENGTH	PCS/CTN	LBS/CTN	PER PC	9'	16	13.0	\$17.68	 <p>#40 CARPET EDGE GUARD 9/32"</p> <table border="1"> <thead> <tr> <th>LENGTH</th> <th>PCS/CTN</th> <th>LBS/CTN</th> <th>PER PC</th> </tr> </thead> <tbody> <tr> <td>9'</td> <td>10</td> <td>21.0</td> <td>\$24.43</td> </tr> </tbody> </table> <p>ITEM NO: 40R_P_ _ _</p>	LENGTH	PCS/CTN	LBS/CTN	PER PC	9'	10	21.0	\$24.43
LENGTH	PCS/CTN	LBS/CTN	PER PC														
9'	16	13.0	\$17.68														
LENGTH	PCS/CTN	LBS/CTN	PER PC														
9'	10	21.0	\$24.43														
 <p>#36 UNDERLAP CARPET EDGE 5/16"</p> <table border="1"> <thead> <tr> <th>LENGTH</th> <th>PCS/CTN</th> <th>LBS/CTN</th> <th>PER PC</th> </tr> </thead> <tbody> <tr> <td>9'</td> <td>16</td> <td>21.0</td> <td>\$18.69</td> </tr> </tbody> </table> <p>ITEM NO: 36R_P_ _ _</p>	LENGTH	PCS/CTN	LBS/CTN	PER PC	9'	16	21.0	\$18.69	 <p>#41 TACKLESS CARPET BAR 1/4"</p> <table border="1"> <thead> <tr> <th>LENGTH</th> <th>PCS/CTN</th> <th>LBS/CTN</th> <th>PER PC</th> </tr> </thead> <tbody> <tr> <td>9'</td> <td>10</td> <td>21.0</td> <td>\$29.29</td> </tr> </tbody> </table> <p>ITEM NO: 41R_P_ _ _</p>	LENGTH	PCS/CTN	LBS/CTN	PER PC	9'	10	21.0	\$29.29
LENGTH	PCS/CTN	LBS/CTN	PER PC														
9'	16	21.0	\$18.69														
LENGTH	PCS/CTN	LBS/CTN	PER PC														
9'	10	21.0	\$29.29														
 <p>#37 UNDERLAP CARPET EDGE 3/8"</p> <table border="1"> <thead> <tr> <th>LENGTH</th> <th>PCS/CTN</th> <th>LBS/CTN</th> <th>PER PC</th> </tr> </thead> <tbody> <tr> <td>9'</td> <td>16</td> <td>28.0</td> <td>\$19.70</td> </tr> </tbody> </table> <p>ITEM NO: 37R_P_ _ _</p>	LENGTH	PCS/CTN	LBS/CTN	PER PC	9'	16	28.0	\$19.70	 <p>#42 CUSTOM CARPET EDGING 3/16"</p> <table border="1"> <thead> <tr> <th>LENGTH</th> <th>PCS/CTN</th> <th>LBS/CTN</th> <th>PER PC</th> </tr> </thead> <tbody> <tr> <td>9'</td> <td>10</td> <td>31.0</td> <td>\$24.89</td> </tr> </tbody> </table> <p>ITEM NO: 42R_P_ _ _</p>	LENGTH	PCS/CTN	LBS/CTN	PER PC	9'	10	31.0	\$24.89
LENGTH	PCS/CTN	LBS/CTN	PER PC														
9'	16	28.0	\$19.70														
LENGTH	PCS/CTN	LBS/CTN	PER PC														
9'	10	31.0	\$24.89														
 <p>#38 GLUE-DOWN CARPET EDGE 1/4"</p> <table border="1"> <thead> <tr> <th>LENGTH</th> <th>PCS/CTN</th> <th>LBS/CTN</th> <th>PER PC</th> </tr> </thead> <tbody> <tr> <td>9'</td> <td>10</td> <td>26.0</td> <td>\$24.43</td> </tr> </tbody> </table> <p>ITEM NO: 38R_P_ _ _</p>	LENGTH	PCS/CTN	LBS/CTN	PER PC	9'	10	26.0	\$24.43	 <p>#43 CUSTOM CARPET EDGING 1/4"</p> <table border="1"> <thead> <tr> <th>LENGTH</th> <th>PCS/CTN</th> <th>LBS/CTN</th> <th>PER PC</th> </tr> </thead> <tbody> <tr> <td>9'</td> <td>10</td> <td>31.0</td> <td>\$25.93</td> </tr> </tbody> </table> <p>ITEM NO: 43R_P_ _ _</p>	LENGTH	PCS/CTN	LBS/CTN	PER PC	9'	10	31.0	\$25.93
LENGTH	PCS/CTN	LBS/CTN	PER PC														
9'	10	26.0	\$24.43														
LENGTH	PCS/CTN	LBS/CTN	PER PC														
9'	10	31.0	\$25.93														

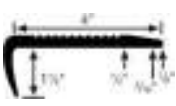
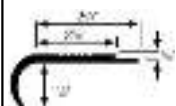
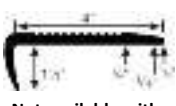
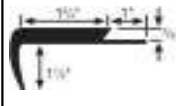
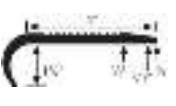

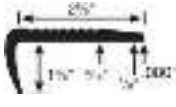
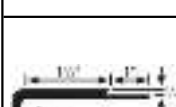
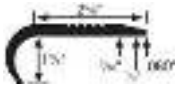

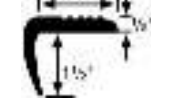

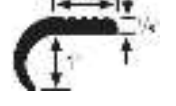

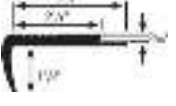




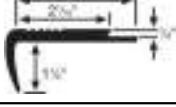
NOTES:

- \$20 Broken carton charge; no returns on broken cartons
- Not available in marbelized

Accessory Adhesives: C-630/631; EN-610

COLORS:
SOLID (CC #1)
MARBLE NOT AVAIL

RUBBER ACCESSORIES ~ CONTINUED 

NOSINGS																	
 <p>#1 COMMERCIAL STAIR NOSING SQ</p> <table border="1"> <thead> <tr> <th>LENGTH</th> <th>PCS/CTN</th> <th>LBS/CTN</th> <th>PER PC</th> </tr> </thead> <tbody> <tr> <td>9'</td> <td>5</td> <td>37.0</td> <td>\$65.83</td> </tr> </tbody> </table> <p>ITEM NO: 01R_P_</p>	LENGTH	PCS/CTN	LBS/CTN	PER PC	9'	5	37.0	\$65.83	 <p>#10 UNDERLAP STAIR NOSING RD</p> <table border="1"> <thead> <tr> <th>LENGTH</th> <th>PCS/CTN</th> <th>LBS/CTN</th> <th>PER PC</th> </tr> </thead> <tbody> <tr> <td>9'</td> <td>5</td> <td>24.0</td> <td>\$53.99</td> </tr> </tbody> </table> <p>ITEM NO: 10R_P_</p>	LENGTH	PCS/CTN	LBS/CTN	PER PC	9'	5	24.0	\$53.99
LENGTH	PCS/CTN	LBS/CTN	PER PC														
9'	5	37.0	\$65.83														
LENGTH	PCS/CTN	LBS/CTN	PER PC														
9'	5	24.0	\$53.99														
 <p>#1 COMMERCIAL STAIR NOSING SQ (2" ABRASIVE STRIP)</p> <table border="1"> <thead> <tr> <th>LENGTH</th> <th>PCS/CTN</th> <th>LBS/CTN</th> <th>PER PC</th> </tr> </thead> <tbody> <tr> <td>9'</td> <td>5</td> <td>37.0</td> <td>\$82.27</td> </tr> </tbody> </table> <p>Not available with Glow Strip</p> <p>ITEM NO: _01R_P_ Full Ctns Only</p>	LENGTH	PCS/CTN	LBS/CTN	PER PC	9'	5	37.0	\$82.27	 <p>#11 SINGLE FLANGE CARPET STAIR NOSING SQ</p> <table border="1"> <thead> <tr> <th>LENGTH</th> <th>PCS/CTN</th> <th>LBS/CTN</th> <th>PER PC</th> </tr> </thead> <tbody> <tr> <td>9'</td> <td>5</td> <td>21.3</td> <td>\$70.98</td> </tr> </tbody> </table> <p>ITEM NO: 11R_P_</p>	LENGTH	PCS/CTN	LBS/CTN	PER PC	9'	5	21.3	\$70.98
LENGTH	PCS/CTN	LBS/CTN	PER PC														
9'	5	37.0	\$82.27														
LENGTH	PCS/CTN	LBS/CTN	PER PC														
9'	5	21.3	\$70.98														
 <p>#2 COMMERCIAL STAIR NOSING RD</p> <table border="1"> <thead> <tr> <th>LENGTH</th> <th>PCS/CTN</th> <th>LBS/CTN</th> <th>PER PC</th> </tr> </thead> <tbody> <tr> <td>9'</td> <td>5</td> <td>32.5</td> <td>\$65.83</td> </tr> </tbody> </table> <p>ITEM NO: 02R_P_</p>	LENGTH	PCS/CTN	LBS/CTN	PER PC	9'	5	32.5	\$65.83	 <p>#12 SINGLE FLANGE CARPET STAIR NOSING RD</p> <table border="1"> <thead> <tr> <th>LENGTH</th> <th>PCS/CTN</th> <th>LBS/CTN</th> <th>PER PC</th> </tr> </thead> <tbody> <tr> <td>9'</td> <td>5</td> <td>21.3</td> <td>\$70.98</td> </tr> </tbody> </table> <p>ITEM NO: 12R_P_</p>	LENGTH	PCS/CTN	LBS/CTN	PER PC	9'	5	21.3	\$70.98
LENGTH	PCS/CTN	LBS/CTN	PER PC														
9'	5	32.5	\$65.83														
LENGTH	PCS/CTN	LBS/CTN	PER PC														
9'	5	21.3	\$70.98														
 <p>#3 RESIDENTIAL STAIR NOSING SQ</p> <table border="1"> <thead> <tr> <th>LENGTH</th> <th>PCS/CTN</th> <th>LBS/CTN</th> <th>PER PC</th> </tr> </thead> <tbody> <tr> <td>9'</td> <td>10</td> <td>40.0</td> <td>\$56.82</td> </tr> </tbody> </table> <p>ITEM NO: 03R_P_</p>	LENGTH	PCS/CTN	LBS/CTN	PER PC	9'	10	40.0	\$56.82	 <p>#13 SINGLE FLANGE CARPET STAIR NOSING SQ</p> <table border="1"> <thead> <tr> <th>LENGTH</th> <th>PCS/CTN</th> <th>LBS/CTN</th> <th>PER PC</th> </tr> </thead> <tbody> <tr> <td>9'</td> <td>5</td> <td>32.5</td> <td>\$64.42</td> </tr> </tbody> </table> <p>ITEM NO: 13R_P_</p>	LENGTH	PCS/CTN	LBS/CTN	PER PC	9'	5	32.5	\$64.42
LENGTH	PCS/CTN	LBS/CTN	PER PC														
9'	10	40.0	\$56.82														
LENGTH	PCS/CTN	LBS/CTN	PER PC														
9'	5	32.5	\$64.42														
 <p>#4 RESIDENTIAL STAIR NOSING RD</p> <table border="1"> <thead> <tr> <th>LENGTH</th> <th>PCS/CTN</th> <th>LBS/CTN</th> <th>PER PC</th> </tr> </thead> <tbody> <tr> <td>9'</td> <td>10</td> <td>40.0</td> <td>\$56.82</td> </tr> </tbody> </table> <p>ITEM NO: 04R_P_</p>	LENGTH	PCS/CTN	LBS/CTN	PER PC	9'	10	40.0	\$56.82	 <p>#14 SINGLE FLANGE CARPET STAIR NOSING RD</p> <table border="1"> <thead> <tr> <th>LENGTH</th> <th>PCS/CTN</th> <th>LBS/CTN</th> <th>PER PC</th> </tr> </thead> <tbody> <tr> <td>9'</td> <td>5</td> <td>32.5</td> <td>\$77.70</td> </tr> </tbody> </table> <p>ITEM NO: 14R_P_</p>	LENGTH	PCS/CTN	LBS/CTN	PER PC	9'	5	32.5	\$77.70
LENGTH	PCS/CTN	LBS/CTN	PER PC														
9'	10	40.0	\$56.82														
LENGTH	PCS/CTN	LBS/CTN	PER PC														
9'	5	32.5	\$77.70														
 <p>#5 DOMESTIC STAIR NOSING SQ</p> <table border="1"> <thead> <tr> <th>LENGTH</th> <th>PCS/CTN</th> <th>LBS/CTN</th> <th>PER PC</th> </tr> </thead> <tbody> <tr> <td>9'</td> <td>10</td> <td>29.0</td> <td>\$21.76</td> </tr> </tbody> </table> <p>ITEM NO: 05R_P_</p>	LENGTH	PCS/CTN	LBS/CTN	PER PC	9'	10	29.0	\$21.76	 <p>#15 DOUBLE FLANGE CARPET STAIR NOSING SQ</p> <table border="1"> <thead> <tr> <th>LENGTH</th> <th>PCS/CTN</th> <th>LBS/CTN</th> <th>PER PC</th> </tr> </thead> <tbody> <tr> <td>9'</td> <td>5</td> <td>45.5</td> <td>\$77.70</td> </tr> </tbody> </table> <p>ITEM NO: 15R_P_</p>	LENGTH	PCS/CTN	LBS/CTN	PER PC	9'	5	45.5	\$77.70
LENGTH	PCS/CTN	LBS/CTN	PER PC														
9'	10	29.0	\$21.76														
LENGTH	PCS/CTN	LBS/CTN	PER PC														
9'	5	45.5	\$77.70														
 <p>#6 DOMESTIC STAIR NOSING RD</p> <table border="1"> <thead> <tr> <th>LENGTH</th> <th>PCS/CTN</th> <th>LBS/CTN</th> <th>PER PC</th> </tr> </thead> <tbody> <tr> <td>9'</td> <td>10</td> <td>29.0</td> <td>\$21.76</td> </tr> </tbody> </table> <p>ITEM NO: 06R_P_</p>	LENGTH	PCS/CTN	LBS/CTN	PER PC	9'	10	29.0	\$21.76	 <p>#16 DOUBLE FLANGE CARPET STAIR NOSING SQ</p> <table border="1"> <thead> <tr> <th>LENGTH</th> <th>PCS/CTN</th> <th>LBS/CTN</th> <th>PER PC</th> </tr> </thead> <tbody> <tr> <td>9'</td> <td>5</td> <td>40.5</td> <td>\$69.61</td> </tr> </tbody> </table> <p>ITEM NO: 16R_P_</p>	LENGTH	PCS/CTN	LBS/CTN	PER PC	9'	5	40.5	\$69.61
LENGTH	PCS/CTN	LBS/CTN	PER PC														
9'	10	29.0	\$21.76														
LENGTH	PCS/CTN	LBS/CTN	PER PC														
9'	5	40.5	\$69.61														
 <p>#7 UNDERLAP CARPET STAIR NOSING SQ</p> <table border="1"> <thead> <tr> <th>LENGTH</th> <th>PCS/CTN</th> <th>LBS/CTN</th> <th>PER PC</th> </tr> </thead> <tbody> <tr> <td>9'</td> <td>10</td> <td>45.0</td> <td>\$54.90</td> </tr> </tbody> </table> <p>ITEM NO: 07R_P_</p>	LENGTH	PCS/CTN	LBS/CTN	PER PC	9'	10	45.0	\$54.90	 <p>#17 UNDERCUT CARPET NOSING SQ</p> <table border="1"> <thead> <tr> <th>LENGTH</th> <th>PCS/CTN</th> <th>LBS/CTN</th> <th>PER PC</th> </tr> </thead> <tbody> <tr> <td>9'</td> <td>5</td> <td>33.5</td> <td>\$57.80</td> </tr> </tbody> </table> <p>Undercut 3/16"</p> <p>ITEM NO: 17R_P_</p>	LENGTH	PCS/CTN	LBS/CTN	PER PC	9'	5	33.5	\$57.80
LENGTH	PCS/CTN	LBS/CTN	PER PC														
9'	10	45.0	\$54.90														
LENGTH	PCS/CTN	LBS/CTN	PER PC														
9'	5	33.5	\$57.80														
 <p>#M-07 MODIFIED UNDERLAP STAIR NOSING SQ</p> <table border="1"> <thead> <tr> <th>LENGTH</th> <th>PCS/CTN</th> <th>LBS/CTN</th> <th>PER PC</th> </tr> </thead> <tbody> <tr> <td>9'</td> <td>5</td> <td>27.5</td> <td>\$69.19</td> </tr> </tbody> </table> <p>ITEM NO: M07R_P_</p>	LENGTH	PCS/CTN	LBS/CTN	PER PC	9'	5	27.5	\$69.19	 <p>#18 UNDERCUT CARPET NOSING RD</p> <table border="1"> <thead> <tr> <th>LENGTH</th> <th>PCS/CTN</th> <th>LBS/CTN</th> <th>PER PC</th> </tr> </thead> <tbody> <tr> <td>9'</td> <td>5</td> <td>32.5</td> <td>\$57.80</td> </tr> </tbody> </table> <p>Undercut 3/16"</p> <p>ITEM NO: 18R_P_</p>	LENGTH	PCS/CTN	LBS/CTN	PER PC	9'	5	32.5	\$57.80
LENGTH	PCS/CTN	LBS/CTN	PER PC														
9'	5	27.5	\$69.19														
LENGTH	PCS/CTN	LBS/CTN	PER PC														
9'	5	32.5	\$57.80														
 <p>#8 UNDERLAP STAIR NOSING RD</p> <table border="1"> <thead> <tr> <th>LENGTH</th> <th>PCS/CTN</th> <th>LBS/CTN</th> <th>PER PC</th> </tr> </thead> <tbody> <tr> <td>9'</td> <td>10</td> <td>45.0</td> <td>\$54.90</td> </tr> </tbody> </table> <p>ITEM NO: 08R_P_</p>	LENGTH	PCS/CTN	LBS/CTN	PER PC	9'	10	45.0	\$54.90	 <p>#9 UNDERLAP STAIR NOSING SQ</p> <table border="1"> <thead> <tr> <th>LENGTH</th> <th>PCS/CTN</th> <th>LBS/CTN</th> <th>PER PC</th> </tr> </thead> <tbody> <tr> <td>9'</td> <td>5</td> <td>24.0</td> <td>\$53.99</td> </tr> </tbody> </table> <p>ITEM NO: 09R_P_</p>	LENGTH	PCS/CTN	LBS/CTN	PER PC	9'	5	24.0	\$53.99
LENGTH	PCS/CTN	LBS/CTN	PER PC														
9'	10	45.0	\$54.90														
LENGTH	PCS/CTN	LBS/CTN	PER PC														
9'	5	24.0	\$53.99														

NOTES:

- \$20 Broken carton charge; no returns on broken cartons
- Not available in marbelized











Nosing Adhesives: EN-610 (Nose Filler-REQUIRED)

COLORS:
 SOLID (CC #1)
 MARBLE NOT AVAIL

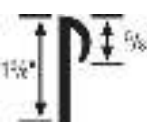
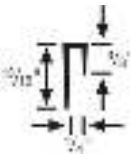
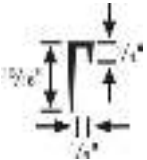
RUBBER ACCESSORIES ~ CONTINUED



ADAPTERS & TRANSITIONS

 <p>#44 FILLET STRIP (COLOR MAY VARY DUE TO 100% RECYCLED CONTENT)</p> <table border="1"> <thead> <tr> <th>LENGTH</th> <th>PCS/CTN</th> <th>LBS/CTN</th> <th>PER PC</th> </tr> </thead> <tbody> <tr> <td>9'</td> <td>16</td> <td>20.0</td> <td>\$14.74</td> </tr> </tbody> </table> <p>ITEM NO: 44R1P100</p>	LENGTH	PCS/CTN	LBS/CTN	PER PC	9'	16	20.0	\$14.74	 <p>#66 ROLLING TRAFFIC TRANSITION 3/8" to .080"</p> <table border="1"> <thead> <tr> <th>LENGTH</th> <th>PCS/CTN</th> <th>LBS/CTN</th> <th>PER PC</th> </tr> </thead> <tbody> <tr> <td>9'</td> <td>10</td> <td>57.5</td> <td>\$59.73</td> </tr> </tbody> </table> <p>ITEM NO: 66R_P_ _ _</p>	LENGTH	PCS/CTN	LBS/CTN	PER PC	9'	10	57.5	\$59.73
LENGTH	PCS/CTN	LBS/CTN	PER PC														
9'	16	20.0	\$14.74														
LENGTH	PCS/CTN	LBS/CTN	PER PC														
9'	10	57.5	\$59.73														
 <p>#50 TILE/CARPET JOINER 7/32"</p> <table border="1"> <thead> <tr> <th>LENGTH</th> <th>PCS/CTN</th> <th>LBS/CTN</th> <th>PER PC</th> </tr> </thead> <tbody> <tr> <td>9'</td> <td>10</td> <td>20.0</td> <td>\$25.93</td> </tr> </tbody> </table> <p>ITEM NO: 50R_P_ _ _</p>	LENGTH	PCS/CTN	LBS/CTN	PER PC	9'	10	20.0	\$25.93	 <p>#67 ROLLING TRAFFIC TRANSITION 3/8" to 1/8"</p> <table border="1"> <thead> <tr> <th>LENGTH</th> <th>PCS/CTN</th> <th>LBS/CTN</th> <th>PER PC</th> </tr> </thead> <tbody> <tr> <td>9'</td> <td>5</td> <td>39.0</td> <td>\$62.27</td> </tr> </tbody> </table> <p>ITEM NO: 67R_P_ _ _</p>	LENGTH	PCS/CTN	LBS/CTN	PER PC	9'	5	39.0	\$62.27
LENGTH	PCS/CTN	LBS/CTN	PER PC														
9'	10	20.0	\$25.93														
LENGTH	PCS/CTN	LBS/CTN	PER PC														
9'	5	39.0	\$62.27														
 <p>#56 TILE/CARPET JOINER 1/2"</p> <table border="1"> <thead> <tr> <th>LENGTH</th> <th>PCS/CTN</th> <th>LBS/CTN</th> <th>PER PC</th> </tr> </thead> <tbody> <tr> <td>9'</td> <td>10</td> <td>20.0</td> <td>\$45.44</td> </tr> </tbody> </table> <p>ITEM NO: 56R_P_ _ _</p>	LENGTH	PCS/CTN	LBS/CTN	PER PC	9'	10	20.0	\$45.44	 <p>#73 ROLLING TRAFFIC TRANSITION 1/4" to .080"</p> <table border="1"> <thead> <tr> <th>LENGTH</th> <th>PCS/CTN</th> <th>LBS/CTN</th> <th>PER PC</th> </tr> </thead> <tbody> <tr> <td>9'</td> <td>10</td> <td>55.0</td> <td>\$58.68</td> </tr> </tbody> </table> <p>ITEM NO: 73R_P_ _ _</p>	LENGTH	PCS/CTN	LBS/CTN	PER PC	9'	10	55.0	\$58.68
LENGTH	PCS/CTN	LBS/CTN	PER PC														
9'	10	20.0	\$45.44														
LENGTH	PCS/CTN	LBS/CTN	PER PC														
9'	10	55.0	\$58.68														
 <p>#60 TILE/CARPET JOINER 3/8"</p> <table border="1"> <thead> <tr> <th>LENGTH</th> <th>PCS/CTN</th> <th>LBS/CTN</th> <th>PER PC</th> </tr> </thead> <tbody> <tr> <td>9'</td> <td>10</td> <td>20.0</td> <td>\$30.92</td> </tr> </tbody> </table> <p>ITEM NO: 60R_P_ _ _</p>	LENGTH	PCS/CTN	LBS/CTN	PER PC	9'	10	20.0	\$30.92	 <p>#74 ROLLING TRAFFIC TRANS 3/8"</p> <table border="1"> <thead> <tr> <th>LENGTH</th> <th>PCS/CTN</th> <th>LBS/CTN</th> <th>PER PC</th> </tr> </thead> <tbody> <tr> <td>9'</td> <td>10</td> <td>57.5</td> <td>\$59.73</td> </tr> </tbody> </table> <p>ITEM NO: 74R_P_ _ _</p>	LENGTH	PCS/CTN	LBS/CTN	PER PC	9'	10	57.5	\$59.73
LENGTH	PCS/CTN	LBS/CTN	PER PC														
9'	10	20.0	\$30.92														
LENGTH	PCS/CTN	LBS/CTN	PER PC														
9'	10	57.5	\$59.73														
 <p>#65 ROLLING TRAFFIC TRANSITION 1/4" to 1/8"</p> <table border="1"> <thead> <tr> <th>LENGTH</th> <th>PCS/CTN</th> <th>LBS/CTN</th> <th>PER PC</th> </tr> </thead> <tbody> <tr> <td>9'</td> <td>10</td> <td>55.0</td> <td>\$58.68</td> </tr> </tbody> </table> <p>ITEM NO: 65R_P_ _ _</p>	LENGTH	PCS/CTN	LBS/CTN	PER PC	9'	10	55.0	\$58.68	 <p>#75 ROLLING TRAFFIC TRANSITION 3/8" to 1/4"</p> <table border="1"> <thead> <tr> <th>LENGTH</th> <th>PCS/CTN</th> <th>LBS/CTN</th> <th>PER PC</th> </tr> </thead> <tbody> <tr> <td>9'</td> <td>10</td> <td>63.0</td> <td>\$62.27</td> </tr> </tbody> </table> <p>ITEM NO: 75R_P_ _ _</p>	LENGTH	PCS/CTN	LBS/CTN	PER PC	9'	10	63.0	\$62.27
LENGTH	PCS/CTN	LBS/CTN	PER PC														
9'	10	55.0	\$58.68														
LENGTH	PCS/CTN	LBS/CTN	PER PC														
9'	10	63.0	\$62.27														

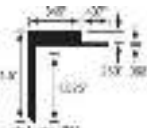
COVE CAPS

 <p>#28 CARPET COVE CAP 3/16" ROUND</p> <table border="1"> <thead> <tr> <th>LENGTH</th> <th>PCS/CTN</th> <th>LBS/CTN</th> <th>PER PC</th> </tr> </thead> <tbody> <tr> <td>9'</td> <td>16</td> <td>22.0</td> <td>\$14.74</td> </tr> </tbody> </table> <p>Undercut 3/16" Flexible ITEM NO: 28R_P_ _ _</p>	LENGTH	PCS/CTN	LBS/CTN	PER PC	9'	16	22.0	\$14.74	 <p>#47 COVE CAP 1/4" SQUARE</p> <table border="1"> <thead> <tr> <th>LENGTH</th> <th>PCS/CTN</th> <th>LBS/CTN</th> <th>PER PC</th> </tr> </thead> <tbody> <tr> <td>9'</td> <td>16</td> <td>10.0</td> <td>\$10.99</td> </tr> </tbody> </table> <p>Undercut 1/4" ITEM NO: 47R_P_ _ _</p>	LENGTH	PCS/CTN	LBS/CTN	PER PC	9'	16	10.0	\$10.99
LENGTH	PCS/CTN	LBS/CTN	PER PC														
9'	16	22.0	\$14.74														
LENGTH	PCS/CTN	LBS/CTN	PER PC														
9'	16	10.0	\$10.99														
 <p>#46 COVE CAP 1/8" SQUARE</p> <table border="1"> <thead> <tr> <th>LENGTH</th> <th>PCS/CTN</th> <th>LBS/CTN</th> <th>PER PC</th> </tr> </thead> <tbody> <tr> <td>9'</td> <td>16</td> <td>8.0</td> <td>\$10.60</td> </tr> </tbody> </table> <p>Undercut 1/8" ITEM NO: 46R_P_ _ _</p>	LENGTH	PCS/CTN	LBS/CTN	PER PC	9'	16	8.0	\$10.60									
LENGTH	PCS/CTN	LBS/CTN	PER PC														
9'	16	8.0	\$10.60														

CORNER GUARDS

 <p>#19 CORNER GUARD</p> <table border="1"> <thead> <tr> <th>LENGTH</th> <th>PCS/CTN</th> <th>LBS/CTN</th> <th>PER PC</th> </tr> </thead> <tbody> <tr> <td>54"</td> <td>6</td> <td>17.0</td> <td>\$40.12</td> </tr> </tbody> </table> <p>ITEM NO: 19R_P_ _ _</p>	LENGTH	PCS/CTN	LBS/CTN	PER PC	54"	6	17.0	\$40.12	 <p>#19-XTR CORNER GUARD</p> <table border="1"> <thead> <tr> <th>LENGTH</th> <th>PCS/CTN</th> <th>LBS/LF</th> <th>PER LF</th> </tr> </thead> <tbody> <tr> <td>7', 8' & 9'</td> <td>5</td> <td>0.63 LF</td> <td>\$9.00</td> </tr> </tbody> </table> <p>ITEM NO: _-19R_P_ _ _ Full Ctns Only</p>	LENGTH	PCS/CTN	LBS/LF	PER LF	7', 8' & 9'	5	0.63 LF	\$9.00
LENGTH	PCS/CTN	LBS/CTN	PER PC														
54"	6	17.0	\$40.12														
LENGTH	PCS/CTN	LBS/LF	PER LF														
7', 8' & 9'	5	0.63 LF	\$9.00														

LANDING TRIM

 <p>#57 LANDING TRIM</p> <table border="1"> <thead> <tr> <th>LENGTH</th> <th>PCS/CTN</th> <th>LBS/CTN</th> <th>PER PC</th> </tr> </thead> <tbody> <tr> <td>98"</td> <td>10</td> <td>26.0</td> <td>\$46.74</td> </tr> </tbody> </table> <p>ITEM NO: 57R_P_ _ _</p>	LENGTH	PCS/CTN	LBS/CTN	PER PC	98"	10	26.0	\$46.74	
LENGTH	PCS/CTN	LBS/CTN	PER PC						
98"	10	26.0	\$46.74						


<p>NOTES:</p> <ul style="list-style-type: none"> • \$20 Broken carton charge; no returns on broken cartons • Not available in marbelized <p>Accessory Adhesives: C-630/631; EN-610</p>	<p>COLORS: SOLID (CC #1) MARBLE NOT AVAIL</p>
---	--

RUBBER ACCESSORIES ~ CONTINUED

COLORS FOR RUBBER ACCESSORIES (CC #1):

100 - BLACK	161 - SNOW	198 - IVORY	646 - GECKO
110 - BROWN	169 - HUNTER GREEN	617 - TERRACOTTA	647 - SPRING DILL
114 - LUNAR DUST	170 - WHITE	618 - AUBERGINE	648 - PEAR GREEN
118 - PEACOCK	171 - SANDSTONE	621 - MERLIN	649 - SWEET BASIL
122 - NATURAL	174 - SMOKE	623 - NUTMEG	654 - LAGOON
123 - CHARCOAL	175 - SLATE	624 - CHAMELEON	655 - PEACEFUL BLUE
125 - FIG	177 - STEEL BLUE	627 - MARINER	656 - BLUEBELL
127 - HARVEST YELLOW	178 - PEWTER	631 - SAHARA	657 - SORBET
129 - DOLPHIN	182 - TOFFEE	632 - FLAX	658 - BERRY ICE
130 - BUCKSKIN	184 - ALMOND	637 - NIGHT MIST	659 - GRAPE
131 - BISQUE	186 - RED	638 - CADET	660 - CITRUS
137 - CINNABAR	187 - BLUE	639 - BEIGEWOOD	661 - MARMALADE
139 - DEEP NAVY	188 - BRICK	640 - CREEKBED	662 - ENVY
140 - FAWN	191 - CAMEL	641 - MOONRISE	663 - AGED FERN
147 - LIGHT BROWN	193 - BLACK BROWN	642 - JONQUIL	664 - BLUE JAY
148 - STEEL GRAY	194 - BURNT UMBER	643 - MIMOSA	665 - HORIZON
150 - DARK GRAY	195 - LIGHT GRAY	644 - SUNBEAM	
160 - FOREST GREEN	197 - ICEBERG	645 - BLONDE	

RUBBER THRESHOLDS

 <p>#32 HALF THRESHOLD</p> <table border="0" style="width: 100%;"> <tr> <td style="text-align: center;"><u>PCS/CTN</u></td> <td style="text-align: center;"><u>LBS/FT</u></td> <td style="text-align: center;"><u>PER LF</u></td> </tr> <tr> <td style="text-align: center;">12</td> <td style="text-align: center;">0.75</td> <td style="text-align: center;">\$8.80</td> </tr> </table> <p style="font-size: small;">(See Customer Service for part#)</p>	<u>PCS/CTN</u>	<u>LBS/FT</u>	<u>PER LF</u>	12	0.75	\$8.80	<p style="text-align: center; font-size: small;">AVAILABLE LENGTHS</p> <table border="0" style="width: 100%; text-align: center;"> <tr> <td style="border-right: 1px solid black;"><u>30"</u></td> <td style="border-right: 1px solid black;"><u>36"</u></td> <td style="border-right: 1px solid black;"><u>42"</u></td> <td style="border-right: 1px solid black;"><u>48"</u></td> <td style="border-right: 1px solid black;"><u>60"</u></td> <td><u>72"</u></td> </tr> <tr> <td style="border-right: 1px solid black;">\$22.01</td> <td style="border-right: 1px solid black;">\$26.41</td> <td style="border-right: 1px solid black;">\$30.84</td> <td style="border-right: 1px solid black;">\$35.20</td> <td style="border-right: 1px solid black;">\$43.99</td> <td>\$52.75</td> </tr> </table>	<u>30"</u>	<u>36"</u>	<u>42"</u>	<u>48"</u>	<u>60"</u>	<u>72"</u>	\$22.01	\$26.41	\$30.84	\$35.20	\$43.99	\$52.75
<u>PCS/CTN</u>	<u>LBS/FT</u>	<u>PER LF</u>																	
12	0.75	\$8.80																	
<u>30"</u>	<u>36"</u>	<u>42"</u>	<u>48"</u>	<u>60"</u>	<u>72"</u>														
\$22.01	\$26.41	\$30.84	\$35.20	\$43.99	\$52.75														
 <p>#33 FULL THRESHOLD</p> <table border="0" style="width: 100%;"> <tr> <td style="text-align: center;"><u>PCS/CTN</u></td> <td style="text-align: center;"><u>LBS/FT</u></td> <td style="text-align: center;"><u>PER LF</u></td> </tr> <tr> <td style="text-align: center;">6</td> <td style="text-align: center;">1.38</td> <td style="text-align: center;">\$15.55</td> </tr> </table> <p style="font-size: small;">(See Customer Service for part#)</p>	<u>PCS/CTN</u>	<u>LBS/FT</u>	<u>PER LF</u>	6	1.38	\$15.55	<p style="text-align: center; font-size: small;">AVAILABLE LENGTHS</p> <table border="0" style="width: 100%; text-align: center;"> <tr> <td style="border-right: 1px solid black;"><u>30"</u></td> <td style="border-right: 1px solid black;"><u>36"</u></td> <td style="border-right: 1px solid black;"><u>42"</u></td> <td style="border-right: 1px solid black;"><u>48"</u></td> <td style="border-right: 1px solid black;"><u>60"</u></td> <td><u>72"</u></td> </tr> <tr> <td style="border-right: 1px solid black;">\$38.88</td> <td style="border-right: 1px solid black;">\$46.70</td> <td style="border-right: 1px solid black;">\$54.44</td> <td style="border-right: 1px solid black;">\$62.18</td> <td style="border-right: 1px solid black;">\$77.74</td> <td>\$93.29</td> </tr> </table>	<u>30"</u>	<u>36"</u>	<u>42"</u>	<u>48"</u>	<u>60"</u>	<u>72"</u>	\$38.88	\$46.70	\$54.44	\$62.18	\$77.74	\$93.29
<u>PCS/CTN</u>	<u>LBS/FT</u>	<u>PER LF</u>																	
6	1.38	\$15.55																	
<u>30"</u>	<u>36"</u>	<u>42"</u>	<u>48"</u>	<u>60"</u>	<u>72"</u>														
\$38.88	\$46.70	\$54.44	\$62.18	\$77.74	\$93.29														

NOTES:

- No broken carton charge; prices per piece
- Install with contact adhesive

Colors: 100 black; 110 brown; 140 fawn; 150 dark gray; 191 camel; 193 black brown

SUBFLOOR LEVELING PRODUCTS

PART NO.	SIZE	SOLD	CTNS/PALLET	PCS/CTN	LBS/PC	PER LF	PER CTN
304V1P100	1/8" x 12" x 4'	Full Cartons Only	50	16	3.43	\$4.975	\$318.39
302V1P100	1/4" x 12" x 4'	Full Cartons Only	50	8	6.37	\$6.552	\$209.65
301V1P100	3/8" x 12" x 4'	Full Cartons Only	50	8	7.50	\$10.148	\$324.73
303V1P100	1/2" x 18" x 4'	Full Cartons Only	40	4	18.00	\$20.998	\$335.97

NOTES:

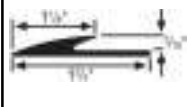
- Not available in colors
- 5% Discount on full pallet increments

Adhesives: Use same adhesive as flooring


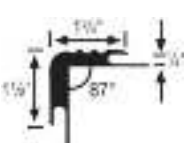
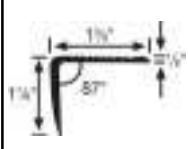
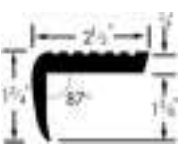
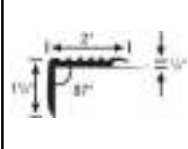
VINYL ACCESSORIES



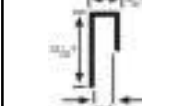



REDUCERS

 <p>#156 GLUE-DOWN REDUCER 5/16"</p> <table border="1"> <thead> <tr> <th>LENGTH</th> <th>PCS/CTN</th> <th>LBS/CTN</th> <th>PER PC</th> </tr> </thead> <tbody> <tr> <td>12'</td> <td>5</td> <td>13.5</td> <td>\$23.94</td> </tr> </tbody> </table> <p>ITEM NO: 156VXP_ _ _</p>	LENGTH	PCS/CTN	LBS/CTN	PER PC	12'	5	13.5	\$23.94	 <p>#172 TILE REDUCER 1/8"</p> <table border="1"> <thead> <tr> <th>LENGTH</th> <th>PCS/CTN</th> <th>LBS/CTN</th> <th>PER PC</th> </tr> </thead> <tbody> <tr> <td>3'</td> <td>50</td> <td>14.0</td> <td>\$2.87</td> </tr> </tbody> </table> <p>ITEM NO: 172VXP_ _ _</p>	LENGTH	PCS/CTN	LBS/CTN	PER PC	3'	50	14.0	\$2.87
LENGTH	PCS/CTN	LBS/CTN	PER PC														
12'	5	13.5	\$23.94														
LENGTH	PCS/CTN	LBS/CTN	PER PC														
3'	50	14.0	\$2.87														
 <p>#160 GLUE-DOWN REDUCER 3/16"</p> <table border="1"> <thead> <tr> <th>LENGTH</th> <th>PCS/CTN</th> <th>LBS/CTN</th> <th>PER PC</th> </tr> </thead> <tbody> <tr> <td>12'</td> <td>20</td> <td>50.0</td> <td>\$18.92</td> </tr> </tbody> </table> <p>ITEM NO: 160VXP_ _ _</p>	LENGTH	PCS/CTN	LBS/CTN	PER PC	12'	20	50.0	\$18.92	 <p>#174 GLUE-DOWN REDUCER 1/4"</p> <table border="1"> <thead> <tr> <th>LENGTH</th> <th>PCS/CTN</th> <th>LBS/CTN</th> <th>PER PC</th> </tr> </thead> <tbody> <tr> <td>12'</td> <td>10</td> <td>46.0</td> <td>\$42.05</td> </tr> </tbody> </table> <p>ITEM NO: 174VXP_ _ _</p>	LENGTH	PCS/CTN	LBS/CTN	PER PC	12'	10	46.0	\$42.05
LENGTH	PCS/CTN	LBS/CTN	PER PC														
12'	20	50.0	\$18.92														
LENGTH	PCS/CTN	LBS/CTN	PER PC														
12'	10	46.0	\$42.05														
 <p>#168 UNDERSLUNG REDUCER COIL</p> <table border="1"> <thead> <tr> <th>LENGTH</th> <th>PCS/CTN</th> <th>LBS/CTN</th> <th>PER PC</th> </tr> </thead> <tbody> <tr> <td>35' Coil</td> <td>2</td> <td>11.0</td> <td>\$54.96</td> </tr> </tbody> </table> <p>ITEM NO: 168VXP_ _ _</p>	LENGTH	PCS/CTN	LBS/CTN	PER PC	35' Coil	2	11.0	\$54.96	 <p>#176 MULTI-USE REDUCER 1/2"</p> <table border="1"> <thead> <tr> <th>LENGTH</th> <th>PCS/CTN</th> <th>LBS/CTN</th> <th>PER PC</th> </tr> </thead> <tbody> <tr> <td>12'</td> <td>10</td> <td>56.0</td> <td>\$67.75</td> </tr> </tbody> </table> <p>ITEM NO: 176VXP_ _ _</p>	LENGTH	PCS/CTN	LBS/CTN	PER PC	12'	10	56.0	\$67.75
LENGTH	PCS/CTN	LBS/CTN	PER PC														
35' Coil	2	11.0	\$54.96														
LENGTH	PCS/CTN	LBS/CTN	PER PC														
12'	10	56.0	\$67.75														
 <p>#169 GLUE-DOWN REDUCER 1/4"</p> <table border="1"> <thead> <tr> <th>LENGTH</th> <th>PCS/CTN</th> <th>LBS/CTN</th> <th>PER PC</th> </tr> </thead> <tbody> <tr> <td>12'</td> <td>5</td> <td>13.5</td> <td>\$21.50</td> </tr> </tbody> </table> <p>ITEM NO: 169VXP_ _ _</p>	LENGTH	PCS/CTN	LBS/CTN	PER PC	12'	5	13.5	\$21.50	 <p>#196 CARPET REDUCER 3/8"</p> <table border="1"> <thead> <tr> <th>LENGTH</th> <th>PCS/CTN</th> <th>LBS/CTN</th> <th>PER PC</th> </tr> </thead> <tbody> <tr> <td>12'</td> <td>10</td> <td>37.0</td> <td>\$50.46</td> </tr> </tbody> </table> <p>ITEM NO: 196VXP_ _ _</p>	LENGTH	PCS/CTN	LBS/CTN	PER PC	12'	10	37.0	\$50.46
LENGTH	PCS/CTN	LBS/CTN	PER PC														
12'	5	13.5	\$21.50														
LENGTH	PCS/CTN	LBS/CTN	PER PC														
12'	10	37.0	\$50.46														

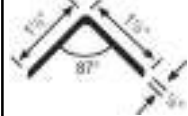
NOSINGS

 <p>#202 OVERLAP STAIR NOSING 1/8" SQUARE</p> <table border="1"> <thead> <tr> <th>LENGTH</th> <th>PCS/CTN</th> <th>LBS/CTN</th> <th>PER PC</th> </tr> </thead> <tbody> <tr> <td>12'</td> <td>10</td> <td>58.0</td> <td>\$60.87</td> </tr> </tbody> </table> <p>ITEM NO: 202VXP_ _ _</p>	LENGTH	PCS/CTN	LBS/CTN	PER PC	12'	10	58.0	\$60.87	 <p>#206 DOUBLE UNDERCUT STAIR NOSING 1/4" SQUARE</p> <table border="1"> <thead> <tr> <th>LENGTH</th> <th>PCS/CTN</th> <th>LBS/CTN</th> <th>PER PC</th> </tr> </thead> <tbody> <tr> <td>12'</td> <td>5</td> <td>37.5</td> <td>\$90.23</td> </tr> </tbody> </table> <p>ITEM NO: 206VXP_ _ _</p>	LENGTH	PCS/CTN	LBS/CTN	PER PC	12'	5	37.5	\$90.23
LENGTH	PCS/CTN	LBS/CTN	PER PC														
12'	10	58.0	\$60.87														
LENGTH	PCS/CTN	LBS/CTN	PER PC														
12'	5	37.5	\$90.23														
 <p>#203 DOMESTIC STAIR NOSING 1/8" SQUARE</p> <table border="1"> <thead> <tr> <th>LENGTH</th> <th>PCS/CTN</th> <th>LBS/CTN</th> <th>PER PC</th> </tr> </thead> <tbody> <tr> <td>12'</td> <td>5</td> <td>13.0</td> <td>\$21.50</td> </tr> </tbody> </table> <p>ITEM NO: 203VXP_ _ _</p>	LENGTH	PCS/CTN	LBS/CTN	PER PC	12'	5	13.0	\$21.50	 <p>#207 VINYL 3/8" BUTT STAIR NOSING (BLACK ONLY)</p> <table border="1"> <thead> <tr> <th>LENGTH</th> <th>PCS/CTN</th> <th>LBS/CTN</th> <th>PER PC</th> </tr> </thead> <tbody> <tr> <td>12'</td> <td>5</td> <td>42.5</td> <td>\$98.51</td> </tr> </tbody> </table> <p>ITEM NO: 207VXP100</p>	LENGTH	PCS/CTN	LBS/CTN	PER PC	12'	5	42.5	\$98.51
LENGTH	PCS/CTN	LBS/CTN	PER PC														
12'	5	13.0	\$21.50														
LENGTH	PCS/CTN	LBS/CTN	PER PC														
12'	5	42.5	\$98.51														
 <p>#204 UNDERCUT CARPET STAIR NOSING 1/4" SQ</p> <table border="1"> <thead> <tr> <th>LENGTH</th> <th>PCS/CTN</th> <th>LBS/CTN</th> <th>PER PC</th> </tr> </thead> <tbody> <tr> <td>12'</td> <td>5</td> <td>32.5</td> <td>\$76.98</td> </tr> </tbody> </table> <p>ITEM NO: 204VXP_ _ _</p>	LENGTH	PCS/CTN	LBS/CTN	PER PC	12'	5	32.5	\$76.98									
LENGTH	PCS/CTN	LBS/CTN	PER PC														
12'	5	32.5	\$76.98														

COVE CAPS

 <p>#158 COVE CAP 1/4" SQUARE</p> <table border="1"> <thead> <tr> <th>LENGTH</th> <th>PCS/CTN</th> <th>LBS/CTN</th> <th>PER PC</th> </tr> </thead> <tbody> <tr> <td>12'</td> <td>40</td> <td>36.0</td> <td>\$11.25</td> </tr> </tbody> </table> <p>ITEM NO: 158VXP_ _ _</p>	LENGTH	PCS/CTN	LBS/CTN	PER PC	12'	40	36.0	\$11.25	 <p>#165 COVE CAP 1/8" SQUARE</p> <table border="1"> <thead> <tr> <th>LENGTH</th> <th>PCS/CTN</th> <th>LBS/CTN</th> <th>PER PC</th> </tr> </thead> <tbody> <tr> <td>12'</td> <td>50</td> <td>33.0</td> <td>\$9.39</td> </tr> </tbody> </table> <p>ITEM NO: 165VXP_ _ _</p>	LENGTH	PCS/CTN	LBS/CTN	PER PC	12'	50	33.0	\$9.39
LENGTH	PCS/CTN	LBS/CTN	PER PC														
12'	40	36.0	\$11.25														
LENGTH	PCS/CTN	LBS/CTN	PER PC														
12'	50	33.0	\$9.39														
 <p>#161 CARPET COVE TRIM</p> <table border="1"> <thead> <tr> <th>LENGTH</th> <th>PCS/CTN</th> <th>LBS/CTN</th> <th>PER PC</th> </tr> </thead> <tbody> <tr> <td>12'</td> <td>20</td> <td>28.0</td> <td>\$12.04</td> </tr> </tbody> </table> <p>ITEM NO: 161VXP_ _ _</p>	LENGTH	PCS/CTN	LBS/CTN	PER PC	12'	20	28.0	\$12.04	 <p>#193 FLASH CAP 4" HEIGHT</p> <table border="1"> <thead> <tr> <th>LENGTH</th> <th>PCS/CTN</th> <th>LBS/CTN</th> <th>PER PC</th> </tr> </thead> <tbody> <tr> <td>5'</td> <td>20</td> <td>33.0</td> <td>\$12.66</td> </tr> </tbody> </table> <p>ITEM NO: 193VXP_ _ _</p>	LENGTH	PCS/CTN	LBS/CTN	PER PC	5'	20	33.0	\$12.66
LENGTH	PCS/CTN	LBS/CTN	PER PC														
12'	20	28.0	\$12.04														
LENGTH	PCS/CTN	LBS/CTN	PER PC														
5'	20	33.0	\$12.66														

CORNER GUARDS

 <p>#166 CORNER GUARD 1/8"</p> <table border="1"> <thead> <tr> <th>LENGTH</th> <th>PCS/CTN</th> <th>LBS/CTN</th> <th>PER PC</th> </tr> </thead> <tbody> <tr> <td>54"</td> <td>12</td> <td>13.0</td> <td>\$12.23</td> </tr> </tbody> </table> <p>ITEM NO: 166VXP_ _ _</p>	LENGTH	PCS/CTN	LBS/CTN	PER PC	54"	12	13.0	\$12.23	
LENGTH	PCS/CTN	LBS/CTN	PER PC						
54"	12	13.0	\$12.23						

NOTES:

- \$20 Broken carton charge; no returns on broken cartons
- See next page for colors; not available in marbled

VINYL ACCESSORIES ~ CONTINUED							
ADAPTERS & TRANSITIONS							
	#152 SNAP-DOWN DIVIDER 1-13/32"	<u>LENGTH</u>	<u>PCS/CTN</u>	<u>LBS/CTN</u>	<u>PER PC</u>		#177 TILE CARPET JOINER 1/4"
		12'	20	29.0	\$15.36		
	ITEM NO: 152VXP_ _ _						ITEM NO: 177VXP_ _ _
	#154 SNAP-DOWN EDGING 1-9/64"	<u>LENGTH</u>	<u>PCS/CTN</u>	<u>LBS/CTN</u>	<u>PER PC</u>		#179 SNAP-DOWN SUPER EDGE 1-7/8"
		12'	20	32.0	\$15.36		
	ITEM NO: 154VXP_ _ _						ITEM NO: 179VXP_ _ _
	#159 TILE CARPET JOINER	<u>LENGTH</u>	<u>PCS/CTN</u>	<u>LBS/CTN</u>	<u>PER PC</u>		#182 CERAMIC/WOOD/CARPET TRANSITION 3/8"
		12'	20	34.0	\$23.29		
	ITEM NO: 159VXP_ _ _						ITEM NO: 182VXP_ _ _
	#175 SNAP-DOWN EDGING 1-1/4"	<u>LENGTH</u>	<u>PCS/CTN</u>	<u>LBS/CTN</u>	<u>PER PC</u>		#195 FEATURE STRIP 1/8"
		12'	20	38.0	\$28.28		
	ITEM NO: 175VXP_ _ _						ITEM NO: 195VXP_ _ _
FILLETS & TUB MOLDINGS							
	#167 FILLET STRIP COIL (COLOR MAY VARY DUE TO 100% RECYCLED CONTENT)	<u>LENGTH</u>	<u>PCS/CTN</u>	<u>LBS/CTN</u>	<u>PER PC</u>		#190 TUB MOLDING 1" (SNOW OR ALMOND ONLY)
		20'	5	12.0	\$20.03		
	ITEM NO: 167VXP_ _ _						ITEM NO: 190VXP161 or P184
	#188 COVE STICK (NEUTRAL ONLY)	<u>LENGTH</u>	<u>PCS/CTN</u>	<u>LBS/CTN</u>	<u>PER PC</u>		#191 TUB MOLDING 1-1/2" (SNOW OR ALMOND ONLY)
		5'	100	55.0	\$4.47		
	ITEM NO: 188VXP183						ITEM NO: 191VXP161 or P184
	#189 FILLET MOLDING (SNOW ONLY)	<u>LENGTH</u>	<u>PCS/CTN</u>	<u>LBS/CTN</u>	<u>PER PC</u>		
		5'	25	14.0	\$6.69		
	ITEM NO: 189VXP161						
TRACKS							
	#155 SINGLE FLANGE TRACK (BLACK ONLY)	<u>LENGTH</u>	<u>PCS/CTN</u>	<u>LBS/CTN</u>	<u>PER PC</u>		#178 FLEXI-TRACK® SINGLE FLANGE TRACK (BLACK ONLY)
		12'	10	10.0	\$18.10		
	ITEM NO: 155VXP100						ITEM NO: 178VXP100
WALL ACCESSORIES							
	#350 QUARTER ROUND 1/2" PCS	<u>LENGTH</u>	<u>PCS/CTN</u>	<u>LBS/CTN</u>	<u>PER PC</u>		#350 QUARTER ROUND 1/2" COIL
		12'	10	18.0	\$34.15		
	ITEM NO: 350V_P_ _ _						ITEM NO: C350V_P_ _ _
NOTES:	• \$20 Broken carton charge; no returns on broken cartons						
Adhesives:	When installing vinyl accessories simultaneously with flooring, they may be installed with a hard setting non-pressure sensitive adhesive that is approved for use with the accessory and for adjacent floor covering.						
VINYL ACCESSORY COLORS:							
100 - BLACK	110 - BROWN	114 - LUNAR DUST	122 - NATURAL	123 - CHARCOAL	125 - FIG	129 - DOLPHIN	130 - BUCKSKIN
131 - BISQUE	140 - FAWN	147 - LIGHT BROWN	150 - DARK GRAY	161 - SNOW	170 - WHITE	174 - SMOKE	175 - SLATE
178 - PEWTER	182 - TOFFEE	184 - ALMOND	191 - CAMEL	193 - BLACK BROWN	194 - BURNT UMBER	195 - LIGHT GRAY	198 - IVORY
623 - NUTMEG	624 - CHAMELEON	631 - SAHARA	632 - FLAX	639 - BEIGEWOOD	641 - MOONRISE	NOT AVAIL IN MARBLE	

EXCELSIOR INSTALLATION, SOUND CONTROL, ADHESIVES & MAINTENANCE PRODUCTS

LATEX CAULK

PRODUCT NAME	PART NO.	PRODUCT DESCRIPTION	UNITS PER CTN	PACKAGING (UNIT)	APPROXIMATE COVERAGE PER UNIT*	UNITS PER PALLET	LBS PER UNIT	PRICE	
								PRICE	PER
55AC	55AC	55AC Acrylic Color Latex Caulk (DISCONTINUED 12/2021; AVAILABLE WHILE SUPPLIES LAST)	1	5.5 oz. Tube	12 LF/1/4" Bead	N/A	0.50	\$45.58	Tube
105AC	105ACPXXX	105AC Acrylic Color Latex Caulk	1	10.5 oz. Cartridge	100 LF/1/8" Bead	N/A	1.00	\$95.71	Cartridge

SOUND CONTROL UNDERLAYMENT

PRODUCT NAME	PART NO.	DESCRIPTION	PER CTN	GAUGE	SIZE	PER ROLL	LBS/CTN	PRICE	PER
CSU-400	42REX400	Cork SC Underlayment	1	1.9mm	42" x 100'	350 SF	51	\$488.59	Each
FSU-410	42REX410	Floating SC Underlayment	1	2mm	42" x 35'	122.5 SF	28	\$240.99	Each

Adhesives: SP-500; AP-520; MS-700; EW-710

ACRYLIC ADHESIVES

PRODUCT NAME	PART NO.	PRODUCT DESCRIPTION	UNITS PER CTN	PACKAGING (UNIT)	APPROXIMATE COVERAGE PER UNIT*	UNITS PER PALLET	LBS PER UNIT	PRICE	
								PRICE	PER
PS-525	4EX525	Modified Pressure-Sensitive Adhesive	1	4 Gallon Pail	600-900 SF	48	32.00	\$350.93	Each
SP-500	22OZEX500	Acrylic Aerosol Pressure-Sensitive Adhesive +	6	22 Oz. Cans	100-150 SF	780 Cans	2.00	\$92.57	Each**
AW-510	GEX510	Acrylic Wet-Set Adhesive	4	1 Gallon Pail	160 -225 SF	120	10.00	\$88.91	Each**
	4EX510		1	4 Gallon Pail	640-1175 SF	48	48.00	\$315.73	Each
AP-520	3EX520	Acrylic Roll-On or Troweled Pressure-Sensitive Adhesive	1	3 Gallon Pail	Rolled: 1,200 SF Troweled: 675 SF	48	25.00	\$375.96	Each

SPECIALTY ADHESIVES - STAIR TREADS, WALL BASE & ACCESSORIES

PRODUCT NAME	PART NO.	PRODUCT DESCRIPTION	UNITS PER CTN	PACKAGING (UNIT)	APPROXIMATE COVERAGE PER UNIT*	UNITS PER PALLET/MC	LBS PER UNIT	PRICE	
								PRICE	PER
WB-600	30OZEX600	Acrylic Wall Base Adhesive	12	30 Oz. Can	30-70 LF	480 Cart.	2.50	\$15.31	Each**
	4EX600		1	4 Gallon Pail	720-1360 LF	48	44.00	\$158.69	Each
EN-610	135OZEX610	Epoxy Nose Filler Adhesive ++	12	13.5 Oz. Dual Cart. - Full Carton of 12	25-50 LF Per Cartridge	960 Cart.	19.00 Ctn	\$84.29	Each
TP-620	1REX620	Pressure-Sensitive Tape Adhesive	12	1 In. Roll	164 LF	48***	1.00	\$37.03	Each**
	4REX620		3	4 In. Roll	164 LF	12***	5.50	\$106.70	Each**
	95REX620		1	9.5 In. Roll	164 LF	4***	13.00	\$245.26	Each
C-631	1QTEX631	Water-Based Contact Adhesive	1	1 Quart Pail	20-40 SF or 120-140 LF	648	2.50	\$72.95	Each

HEAVY DUTY ADHESIVES

U-705	3EX705	Urethane Wet-Set Adhesive	1	3 Gallon Pail	405-675 SF	48	40.00	\$629.39	Each
EW-710	GEX710	Epoxy Wet-Set Adhesive ++	1	1 Gallon Pail (A&B)	120-150 SF	60	13.00	\$257.26	Each

ESD ADHESIVES

ASD-800	GEX800	Acrylic Wet-Set ESD Adhesive	4	1 Gallon Pail	160 SF	120	10.20	\$119.15	Each**
	2EX800		1	2 Gallon Pail	320 SF	80	20.40	\$213.82	Each
USD-810	GEX810	Urethane Wet-Set ESD Adhesive ++	1	1 Gallon Pail (A&B)	160 SF	60	13.00	\$262.85	Each

MAINTENANCE PRODUCTS

PRODUCT NAME	PART NO.	PRODUCT DESCRIPTION	UNITS PER CTN	PACKAGING (UNIT)	APPROX. COVERAGE PER BOTTLE*	BOTTLES PER PALLET	LBS PER UNIT	PRICE	
								PRICE	PER
NC-900	GEXAPC	All Purpose Neutral Cleaner	4	1 Gallon Bottle	3200-8100 SF	144	8.40	\$65.50	Each**
CM-910	GEXCM	Cleaner / Maintainer	4	1 Gallon Bottle	1575-5400 SF	144	8.00	\$101.84	Each**
FR-920	32EXFR	Floor Finish Remover ++	12	32 Oz. Bottles - Full Carton of 12	40-1600 SF	432	30.00 Ctn	\$310.08	Ctn of 12 Only
PR-930	GEXPFR	Performance Finish Remover	4	1 Gallon Bottle	150-400 SF	144	8.07	\$123.63	Each**
MF-940	GEXMF	Matte Acrylic Floor Finish	4	1 Gallon Bottle	2500-3000 SF	144	8.00	\$167.35	Each**
GF-950	GEXGF	Gloss Acrylic Floor Finish	4	1 Gallon Bottle	2500-3000 SF	144	8.00	\$109.08	Each**
PF-960	GEXPF	Performance Floor Finish	4	1 Gallon Bottle	2500-3000 SF	144	8.00	\$129.53	Each**

* Coverage rates vary based on flooring product, ambient conditions, substrate porosity and trowel/applicator size

** Product subject to \$5 broken carton charge

*** TP-620 Adhesive tape is packaged in mini and master cartons (MC) (not on pallets)

+ AIR RESTRICTION - must be ground shipped only

++ HAZARDOUS MATERIAL - must be shipped via FedX Ground or LTL only

NOTES:

- Acrylic Latex Caulk is available in colors to match all flooring, stair tread, wall base and accessory products
- Excelsior Products ordered in full pallet or master carton quantities receive a 5% discount

PRODUCT LIMITATIONS:

- Adhesive selections must be made based on the porosity of the substrate and the final usage of the space

- Refer to Adhesive Chart for specific adhesive recommendations based on product and substrate type

- For a complete list of product limitations, please see each product's Technical Data Sheet

TOOLS & ACCESSORIES							
TROWELS							
PRODUCT NAME	PART NO.	PRODUCT DESCRIPTION	UNITS/ CTN	PACKAGING (UNIT)	LBS / UNIT	PRICE	
						PRICE	PER
9FFA U-Notch Trowel	EX9FFAU	U-Notch Trowel - 1/32" x 1/16" x 1/32"	1	11.5" Trowel	1.00	\$44.72	Each
9RCA V-Notch Trowel	EX9RCAV	V-Notch Trowel - 3/32" x 3/32" x 3/32"	1	11.5" Trowel	1.00	\$44.72	Each
9ACT V-Notch Trowel	EX9ACTV	V-Notch Trowel - 1/16" x 1/16" x 1/16"	1	11.5" Trowel	1.00	\$44.72	Each
9FOW V-Notch Trowel	EX9FOWV	V-Notch Trowel - 1/8" x 1/16" x 1/8"	1	11.5" Trowel	1.00	\$44.72	Each
APPLICATORS							
WB-600 Applicator	EXWB600	WB-600 30 oz. Cartridge Applicator	1	1 Quart Gun	2.35	\$92.84	Each
WB-600 #186 Nozzle	EXWB186	WB-600 #186 Spreader Nozzle	1	3" Nozzle	0.07	\$7.52	Each
EN-610 Applicator	EXEN610A	EN-610 Dual Cartridge Applicator	1	395ml Gun	3.75	\$197.41	Each
EN-610 Nozzle	EXEN610N	EN-610 Cartridge Nozzle	1	Nozzle	0.25	\$9.48	Each

RECOMMENDED EXCELSIOR ADHESIVES				
DISCLAIMER: The adhesive recommendations on this page are general guidelines only. Refer to each individual product's Technical Data Sheet for current, complete adhesive recommendations, warnings and cautions depending upon substrate and installation type before ordering adhesive or making formal recommendations.				
NOTE: All substrates must be approved for use with the adhesive and properly prepared per each individual adhesive product's Technical Data Sheet prior to adhesive installation.				
RUBBER & VINYL WALL BASE			For Interior Use Only	
Product Description	Porous Substrates (Concrete, Drywall, Dry Plaster, Masonry and Exterior Grade Plywood - Group 1, cc Type)		Non-Porous Substrates (Metal, FRP, Resinous Materials, Epoxy Paints)	
Wall Base/Corners (Rubber & Vinyl)	WB-600, C-631		C-631	
<i>NOTE: WB-600 Spreader Nozzle #186 must be used when using WB-600 from cartridges</i>				
TILE				
RUBBER FLOORING			For Interior Use Only	
Product Description	Approved Porous Substrates (Concrete, Wood, Cementitious Materials)	Approved Non-Porous Substrates (Metal, Resinous Substrates)	Existing Stone Flooring Terrazzo, Ceramic Porcelain)	Existing Vinyl Flooring (VAT, VCT, SVT, Quartz Tile, Sheet Vinyl)
Standard Rubber Tile Rubber Feature Strips & Landing Mats SafeTcork Fiesta & ReNew Rubber Tile Envire Rubber Sheet*	PS-525, SP-500, AW-510, AP-520, EW-710, U-705			PS-525, SP-500, EW-710, U-705
Lug-Back Rubber Tile Performance Compound Tile**	EW-710, U-705			EW-710, U-705
*SP-500 & AP-520 can only be used with Envire Rubber Sheet when seams will be heat welded **Performance Compound Tile is not recommended for commercial kitchen installations				
VINYL FLOORING			For Interior Use Only	
Standard Solid Vinyl Tile SafeTcork Solid Vinyl Tile	PS-525, AW-510, EW-710, U-705			
LVT Tile & Planks	PS-525, SP-500, AW-510, AP-520, EW-710, U-705			PS-525, SP-500, EW-710, U-705
ESD RUBBER & VINYL FLOORING			For Interior Use Only	
ESD Static Control Vinyl Tile (Rubber & Vinyl)	ASD-800, USD-810	USD-810		
MISCELLANEOUS FLOORING				
Tuflex Spartus Sports Floor Tile Spike/Skate Resistant Rubber Tile Recoil Fitness Flooring Tile & Rolls* Rop-Cord Tile* **	PS-525, EW-710, U-705			
Subfloor Leveling Products	Use same adhesive as flooring			
*EW-710 and U-705 can be used for indoor or outdoor applications for Recoil and Rop-Cord tiles **PS-525 can be used for Non-Vulcanized Rop-Cord tiles, but not Vulcanized tiles <i>NOTE: Refer to Technical Data Sheets for product limitations</i>				
RUBBER & VINYL STAIR TREADS, RISERS & STRINGERS			For Interior Use Only	
NOTE: EN-610 Epoxy Nose Filler--if noted as needed--MUST be used in conjunction with all rubber stair tread adhesive installations; it MUST be used for ALL vinyl stair tread adhesive installations				
EN-610 Dual Cartridge Applicator must be used with EN-610				
Standard Rubber Treads, Risers & Stringers SafeTcork Rubber Treads, Risers & Stringers Vinyl Stair Treads, Risers & Stringers	PS-525, AW-510, TP-620, C-631, EW-710, U-705			N/A
Performance Compound Treads	EW-710, U-705			
<i>NOTE: EW-710 or U-705 must be used for butting installations Factory mold release must be removed prior to any and all adhesive installations</i>				
RUBBER & VINYL NOSINGS & ACCESSORIES			For Interior Use Only	
NOTE: EN-610 Epoxy Nose Filler MUST be used in conjunction with all stair nosing adhesive installations				
EN-610 Dual Cartridge Applicator must be used with EN-610				
Rubber Accessories	C-631, EN-610			N/A
Rubber Stair Nosings	EN-610			
Vinyl Accessories	See note below			
Vinyl Stair Nosings	EN-610, EW-710, U-705			
<i>NOTE: When installing rubber or vinyl accessories simultaneously with flooring, they may be installed with a hard setting, non-pressure sensitive adhesive that is approved for use with the accessory and for adjacent floor covering.</i>				



Additional Specialty Pricing

READY BASE					SINGLE <small>THICK PROFILE</small>									
SIZE		PER CARTON	LBS/CTN		WALL BASE									
HEIGHT	THICKNESS		COVE (CB)	NO TOE (NT)	PER LF	PER CTN								
4"	.080"	30 - 4' Pcs or 120' Coil	33	33	\$1.037	\$124.41								
4"	1/8"	30 - 4' Pcs or 120' Coil	38	38	\$1.451	\$174.18								
READY BASE COLORS														
100 - BLACK	107 - LIGHT KHAKI	117 - SADDLE BROWN	132 - GRANITE	147 - LIGHT BROWN	168 - DEEP WATER	171 - SANDSTONE	172 - CHAMPAGNE	175 - SLATE	177 - STEEL BLUE	178 - PEWTER	182 - TOFFEE	184 - ALMOND	187 - BLUE	195 - LIGHT GRAY
NOTES: • No toe base is only available in 50 carton minimums per color (pieces or coils)														
Adhesives: WB-600; C-630/631														

FLEXCO[®]

CENTURA TILE

Distributor Price List

Effective May 16, 2022

TABLE OF CONTENTS	
Wallflowers® Premium Rubber Wall Base	
Wood Elements Rubber Wall Base	
Base 2000™ Wall Base	
Vinyl Wall Base	
Base Sculptures	
Corner Blocks	
Health Design Wall Base	
w/Coordinating Welding Beads	
Distinct Designs Rubber Tiles	
w/Coordinating Welding beads	
Gym Floor Game Lines	
Distinct Designs Rubber Treads	
Rubber Stair Tread Accessories	
Assurance Detectable Warning Tiles	
Diamond Landing Tiles	
Vinyl Stair Treads and Accessories	
FlexTuft Rubber Tile	
FlexTerior Treads	
Prime Sports Flooring	
Tuflex® Force	
Natural Elements -	
Luxury Vinyl Stone Tile	
Premium Wood Vinyl Plank	
Delane Vinyl Tile	
Geodesy Vinyl Tile	
Vinyl Welding Beads	
ESD Rubber Tile	
Conductive & Static Dissipative Vinyl Tiles	
Vinyl Welding Beads	
Vinyl Accessories	
Subleveling System	
Value Base	
Adhesive Chart	
Custom Color Minimum Chart	
Color Chart	

ALL PRICES ARE IN CANADIAN DOLLARS

1401 East 6th Street
Tuscumbia, AL 35674
Tel (1-256) 383-7474 Toll Free (800) 633-3151
Fax (1-256) 381-0322 Toll Free (800) 346-9075
www.flexcofloors.com

LIMITED WARRANTY:

Flexco products are warranted for a period of one year from date of installation to be free of defects in material and workmanship if installed, maintained and used strictly in accordance with Flexco's written instructions available from your dealer or by writing to Flexco, ATTN: Sales Service Manager, 1401 E. 6th St., Tuscumbia, AL 35674. Notice of any defect must be made in writing to Flexco within 30 days after buyer learns of the defect. No merchandise is to be returned prior to Flexco's inspection and written approval. Buyer's exclusive remedy against Flexco and dealer for claims arising hereunder for any and all losses and damages resulting from any cause shall be receipt of, at Flexco's option, either replacement of the defective merchandise or a refund of the sale price of the defective merchandise. Buyer waives all other claims and remedies of any nature. These warranties are in lieu of any other warranties expressed or implied, including but not limited to any implied warranty of merchantability or fitness for a particular purpose. By retaining Flexco's merchandise for more than five (5) days after receipt of such merchandise, buyer agrees that it accepts the terms of this limited warranty and that there are no warranties or rights beyond those contained herein.

- Prices subject to change without notice
- Return merchandise not accepted without prior authorization
- All returns subject to 20% minimum restocking charge
- Customer is responsible for freight on all returns
- Special orders are non-refundable

Design Services are available in all Flexco Flooring for special logo or custom design. Call our Customer Service Department for more information

All Flexco products may contribute to the LEED Green Building Certification System and some products may contribute to the CHPS program.

Wallflowers Rubber Wall Base Prices

Item	Gauge	Size	Lin. Ft. / Ctn 120'	Weight/ Ctn	Price per l/f	Wall Base Price / Per Carton	Corners Price / Per Ctn pcs / ctn 30
Wallflowers Rubber Wall Base (WF)	1/8"	2 1/2" cove	4' lengths or 120' rolls	30	\$1.908	\$228.86	\$123.82
		2 1/2" straight		26	\$1.908	\$228.86	\$123.82
		4" cove		48	\$2.156	\$258.67	\$125.68
		4" straight		43	\$2.156	\$258.67	\$125.68
		4 1/2" cove		50	\$2.460	\$295.08	\$138.44
Meets ASTM F 1861 Type TS	1/8"	6" cove	69	\$3.347	\$401.55	\$152.50	
		6" straight	69	\$3.347	\$401.55	N/A	

Outside corners cove or straight available in 2 1/2", 4", 4 1/2" and 6" (cove only). Inside corners cove or straight available in 2 1/2" and 4" only.

Wood Elements Rubber Wall Base Prices

Item	Gauge	Size	Lin. Ft. / Ctn 120'	Wt/Ctn	Price per l/f	Wall Base Price / Per Carton	Corners Price / Per Ctn 30
Wood Elements Rubber Wall Base	1/8"	4" cove	4' lengths or rolls	39	\$2.107	\$252.93	\$164.11
Available in colors: 106 Amber Maple, 107 Classic Oak, 104 Simply Cherry, 105 Vintage Pecan							
Meets ASTM 1861 Type TP Thermoplastic Rubber							

Outside and inside corners available.

Base 2000 Rubber Wall Base Prices

Item	Gauge	Size	Lin. Ft. / Ctn 120'	Weight/ Ctn	Price per l/f	Wall Base Price / Per Carton	Corners Price / Per Ctn 30
Base 2000 Rubber Wall Base (B2)	1/8"	2 1/2" cove	4' lengths or 120' rolls	27	\$1.739	\$208.73	\$122.62
		2 1/2" straight		26	\$1.739	\$208.73	\$122.62
		4" cove		39	\$2.156	\$231.47	\$131.39
		4" straight		38	\$2.156	\$231.47	\$131.39
		4 1/2" cove		45	\$2.231	\$267.71	\$138.08
		4 1/2" straight		45	\$2.231	\$267.71	\$138.08
Meets ASTM F 1861 Type TP Thermoplastic Rubber	1/8"	6" cove	60	\$3.102	\$372.19	\$144.77	
		6" straight	60	\$3.102	\$372.19	N/A	

Outside corners cove or straight available in 2 1/2", 4", 4 1/2" and 6" (cove only). Inside corners cove or straight available in 2 1/2" and 4" only.

Vinyl Wall Base Prices

Item	Gauge	Size	Lin. Ft. / Ctn 120'	Weight/ Ctn	Price per l/f	Wall Base Price / Per Carton	Corners Price / Per Ctn 30
Vinyl Wall Base (VCB)	1/8"	2 1/2" cove	4' lengths or 120' rolls	30	\$1.585	\$190.11	\$132.17
		2 1/2" straight		26	\$1.585	\$190.11	\$132.17
		4" cove		48	\$1.716	\$205.76	\$143.30
		4" straight		43	\$1.716	\$205.76	\$143.30
		6" cove		69	\$2.874	\$344.95	\$152.56
		6" straight		69	\$2.874	\$344.95	N/A
Meets ASTM F 1861 Type TV Vinyl Wall Base	.080"	2 1/2" cove	4' lengths or 120' rolls	20	\$1.233	\$147.77	\$106.63
		2 1/2" straight		22	\$1.233	\$147.77	\$106.63
		4" cove		32	\$1.419	\$170.44	\$116.32
		4" straight		32	\$1.419	\$170.44	\$116.32
		6" cove		52	\$2.649	\$317.68	\$138.47
		6" straight		52	\$2.649	\$317.68	N/A

Outside corners cove or straight available in 2 1/2", 4" and 6" (cove only). Inside corners cove or straight available in 2 1/2" and 4" only.

*Adhesive selections must be made based on the porosity of the substrate.

*Refer to Adhesive Chart for specific adhesive recommendations based on product and substrate type.

*For a complete list of product limitations, please see each products technical data sheet.

Colors below are available in all Rubber and Vinyl Wall Base.

01 Black Dahlia	013 Blue	030 Meridian Bone	047 Vizcaya Palm	064 Honey	089 Antique White
02 Bark	014 Medium Gray	032 Dune	048 Berry	065 Cappuccino	090 Nickel
03 Charcoal	016 Taupe	033 Doe	049 Winsor	071 Black/Brown	091 Titanium
04 Coffee Bean	018 Baby's Breath	034 Barley	052 Polo Green	072 Chocolate	092 Graystone
05 Corn Silk	020 Neutrail	035 Delft Pansy	056 Milk Chocolate	073 Burnt Sienna	093 Graphite
06 Cobblestone	022 Almond	036 Gray	058 Blue Shadow	074 Seashell	094 Buff
07 Ginger	023 Pebble	037 Dark Beige	059 Plum Pudding	077 Driftwood	095 Gunmetal
08 Autumn	024 Stone	038 Outer Banks	061 Sunflower	078 Umber	096 Goldenrod
011 Linen	025 Light Gray	043 Fjord	062 Earth	079 Red Rock	097 Basil
012 Burlwood	029 Arctic White	046 True White	063 Mediter. Green	080 Sierra Red	098 Wheat
					099 Midnight Blue

Base Sculptures Rubber Wall Base Prices

Item	Gauge Nominal	Size	Lin. Ft. / Ctn	Wall Base Wt / Ctn	Wall Base Price / Per L/F	Wall Base Price / Per Carton
Harmony (SC)	3/8"	2 5/8"	40' rolls	25	\$2.981	\$119.29
Charisma (SC)	3/8"	4 1/2"		40	\$5.324	\$212.97
Reflection (SC)	1/4"	7 3/4"		45.2	\$8.657	\$346.32
Merit (SMT)	1/8"	4 1/4"		15.11	\$1.967	\$78.68
Regal (SCR)	3/8"	3" x 8'	40 l/f	29	\$4.426	\$176.99
Charmed (SCH)	1/4"	4" x 8'	40 l/f	26.7	\$3.536	\$141.44
Echo (SEC)	3/8"	4" x 8'	40 l/f	36.98	\$7.271	\$290.80
Icon (SCI)	3/8"	4" x 8'	40 l/f	39.67	\$6.146	\$245.82
Captivate (SCC)	1/4"	4 1/4" x 8'	40 l/f	36	\$4.286	\$171.42
Bliss (SCB)	3/8"	4 1/2" x 8'	40 l/f	44	\$7.362	\$294.49
Whimsical (SCW)	3/8"	4 1/2" x 8'	40 l/f	46	\$6.586	\$263.37
Triumph (SCT)	3/8"	4 5/8" x 8'	40 l/f	47	\$5.780	\$231.14
Enchanted (SCN)	3/8"	5" x 8'	40 l/f	37	\$5.454	\$218.16
Noble (SNB)	1/4"	5 1/4" x 8'	40 l/f	23.45	\$3.601	\$144.02
Escalate (SCE)	1/4"	6" x 8'	40 l/f	47	\$6.429	\$257.11
Marquis (SCM)	3/8"	6" x 8'	40 l/f	59	\$9.192	\$367.69
Resolute (SRE)	3/8"	6" x 8'	40 l/f	59.5	\$9.169	\$366.74
Fascinate (SCF)	1/2"	6" x 8'	40 l/f	63	\$9.825	\$392.94
Meets ASTM F 1861 Type TP Group 1 Thermoplastic Rubber						

8' Base Sculptures cannot be shipped UPS.

Base Sculptures available in colors below:

01 Black Dahlia	013 Blue	030 Meridian Bone	047 Vizcaya Palm	064 Honey	089 Antique White
02 Bark	014 Medium Gray	032 Dune	048 Berry	065 Cappuccino	090 Nickel
03 Charcoal	016 Taupe	033 Doe	049 Winsor	071 Black/Brown	091 Titanium
04 Coffee Bean	018 Baby's Breath	034 Barley	052 Polo Green	072 Chocolate	092 Graystone
05 Corn Silk	020 Neutral	035 Delft Pansy	056 Milk Chocolate	073 Burnt Sienna	093 Graphite
06 Cobblestone	022 Almond	036 Gray	058 Blue Shadow	074 Seashell	094 Buff
07 Ginger	023 Pebble	037 Dark Beige	059 Plum Pudding	077 Driftwood	095 Gunmetal
08 Autumn	024 Stone	038 Outer Banks	061 Sunflower	078 Umber	096 Goldenrod
011 Linen	025 Light Gray	043 Fjord	062 Earth	079 Red Rock	097 Basil
012 Burlwood	029 Arctic White	046 True White	063 Mediter. Green	080 Sierra Red	098 Wheat
					099 Midnight Blue

Rubber Corner Blocks

Item	Size	PCS / Ctn	Wt / Ctn		Corners Price / Per Ctn
Rubber Corner Blocks (RCB)	2-3/4"	15	1.65		\$72.61
	4-1/4"	15	2.1		\$77.47
	4 3/4"	15	2.35		\$89.08
	6-1/4"	15	3		\$91.53
	8"	15	3.84		\$105.62
Mini-Rubber Corners (MCB) For Straight Base ONLY	2-3/4"	15	IN	OUT	\$64.49
	4-1/4"	15	1.04	1.18	\$69.35
	6-1/4"	15	1.53	1.74	\$80.99

Available in inside & outside corners. Mini Corners can only be used with straight base.
All Rubber Corner Blocks are available in all 61 Flexco base colors.

Custom corner blocks can be produced in 1/2" intervals up to 9' long
Custom corner blocks over 8" in height will be available in blunt profile only

**Adhesive selections must be made based on the porosity of the substrate.
*Refer to Adhesive Chart for specific adhesive recommendations based on product and substrate type.
For a complete list of product limitations, please see each products technical data sheet.

Health Design Base Wall Base Prices

Item	Gauge	Size	Lin. Ft. / Ctn	Wt / Ctn	Price Per l/f	Wall Base Price / Per Carton
Health Design Base (HDB)	1/8" Tapers to	6" x 72"	36	34	\$13.573	\$488.63
Meets ASTM F 1861 Type TP Group 1 Thermoplastic Rubber						

Health Design Base Available in the following colors:

01 Black Dahlia	022 Almond	037 Dark Beige	071 Black/Brown
02 Bark	029 Arctic White	047 Vizcaya Palm	079 Red Rock
014 Medium Gray	032 Dune	049 Winsor	080 Sierra Red
018 Baby's Breath	035 Delft Pansy	058 Blue Shadow	

*Adhesive selections must be made based on the porosity of the substrate.

*Refer to Adhesive Chart for specific adhesive recommendations based on product and substrate type.

*For a complete list of product limitations, please see each products technical data sheet.

Vinyl Welding Bead Prices

Item	Lin. Ft. / Roll	Weight / Roll	Price / Roll
Welding Bead (WBV)	50	1 lbs.	\$31.03
<i>Welding Bead Colors:</i>			
WBV-001 Black	WBV-029 Arctic White	WBV-049 Winsor	
WBV-002 Bark	WBV-032 Dune	WBV-058 Blue Shadow	
WBV-014 Medium Gray	WBV-035 Delft Pansy	WBV-071 Black/Brown	
WBV-018 Baby's Breath	WBV-037 Dark Beige	WBV-079 Red Rock	
WBV-022 Almond	WBV-047 Vizcaya Palm	WBV-080 Sierra Red	

Rubber Welding Bead Prices

Item	Lin. Ft. / Roll	Weight / Roll	Price / Roll
Rubber Welding Bead (WBR)	50	1 lbs.	\$36.68
<i>Welding Bead Colors:</i>			
WBR-9 Black	WBR-029 Arctic White	WBR-049 Winsor	
WBR-002 Bark	WBR-032 Dune	WBR-058 Blue Shadow	
WBR-014 Medium Gray	WBR-35 Delft Pansy	WBR-071 Black/Brown	
WBR-018 Baby's Breath	WBR-037 Dark Beige	WBR-079 Red Rock	
WBR-022 Almond	WBR-047 Vizcaya Palm	WBR-080 Sierra Red	

Distinct Designs Rubber Tile

Item	Raised Design Height	Gauge	Size	Sq. Ft./ Carton	Pieces/ Carton	Wt./ Carton	FlexTones Price/ Sq. Ft	Price/ Piece	SpexTones (Prefix S) Price/ Sq. Ft	Price/ Piece	Evolving Styles (Prefix CE or WE) Price/ Sq. Ft	Price/ Piece
RLT (Low Profile)												
Radial	.020"	1/8"	18"x18"	45	20	46 lbs	\$17.48	\$39.26	\$20.83	\$46.83	\$17.48	\$39.26
RBT (High Profile)												
Radial	.035"	1/8"	18"x18"	45	20	46 lbs	\$17.48	\$39.26	\$20.83	\$46.83	\$17.48	\$39.26
RGT Radial II	.020"	1/8"	18"x18"	45	20	46 lbs	\$17.48	\$39.26	\$20.83	\$46.83	\$17.48	\$39.26
RCT Radial III	.020"	1/8"	18"x18"	45	20	46 lbs	\$17.48	\$39.26	\$20.83	\$46.83	\$17.48	\$39.26
WV Weave	.020"	1/8"	18"x18"	45	20	46 lbs	\$17.48	\$39.26	\$20.83	\$46.83	\$17.48	\$39.26
SQ Square 2	.025"	1/8"	18"x18"	45	20	46 lbs	\$17.48	\$39.26	\$20.83	\$46.83	\$17.48	\$39.26
Hammered (SE)		0.080"	24"x 24"	80	20	60 lbs.	\$12.65	\$50.38	\$13.05	\$52.11	\$12.65	\$50.38
		1/8"	12"x12"	45	45	46 lbs	\$17.48	\$17.48	\$20.83	\$20.83	\$17.48	\$17.48
		1/8"	18"x18"	45	20	46 lbs	\$17.48	\$39.26	\$20.83	\$46.83	\$17.48	\$39.26
		1/8"	36"x36"	54	6	62 lbs.	\$17.48	\$157.10	\$20.83	\$187.43	\$17.48	\$157.10
		1/8"	6"x36"	27	18	31.05 lbs.	\$19.68	\$29.48	\$23.03	\$34.49	\$19.68	\$29.48
		1/8"	12"x36"	30	10	34.5 lbs.	\$17.48	\$52.44	\$20.83	\$62.49	\$17.48	\$52.44
		1/8"	18"x36"	27	6	31.05 lbs.	\$17.48	\$78.65	\$20.83	\$93.70	\$17.48	\$78.65
Smooth		1/8"	12"x12"	45	45	52 lbs.	N/A	N/A	\$20.83	\$20.83	\$14.17	\$14.17
		1/8"	18"x18"	45	20	52 lbs.	N/A	N/A	\$20.83	\$46.83	\$14.51	\$32.66
		1/8"	36"x36"	54	6	62 lbs.	N/A	N/A	\$21.78	\$196.05	\$14.81	\$133.22
		1/8"	6"x36"	27	18	31.05 lbs.	N/A	N/A	\$23.03	\$34.49	\$19.68	\$29.48
		1/8"	12"x36"	30	10	34.5 lbs.	N/A	N/A	\$20.83	\$62.49	\$17.48	\$52.48
		1/8"	18"x36"	27	6	31.05 lbs.	N/A	N/A	\$21.63	\$93.70	\$17.48	\$78.65
Smooth Rolls		Gauge	Size			Wt./ Per Sq. Yd.					Price/ Sq. Yd.	
		.100"	36"x25"	8 s/y / roll	N/A	8.5	N/A	N/A	N/A	N/A	\$91.26	
		1/8"	36"x25"	8 s/y / roll	N/A	10.8	N/A	N/A	N/A	N/A	\$112.02	
		.100"	48"x25"	11 s/y / roll	N/A	8.5	N/A	N/A	N/A	N/A	\$91.26	
		1/8"	48"x25"	11 s/y / roll	N/A	10.8	N/A	N/A	N/A	N/A	\$112.02	

Broken Carton Charge \$20.00 applies to all

Add 15% to current price for Repel formulation & IMO formulation.

For ordering Repel, add R to the prefix (ie.: RRG2-01 for Repel Radial II tile in Black Dahlia; R701-01 for Repel Type 701 Black Dahlia). Repel must be installed with EW-710 Wet Set Adhesive.

Note: Sheet rubber is not available in Repel or IMO formulation.

***Adhesive selections must be made based on the porosity of the substrate.**

***Refer to Adhesive Chart for specific adhesive recommendations based on product and substrate type.**

***For a complete list of product limitations, please see each products technical data sheet.**

FlexTones Colors- Use color number only when ordering FlexTone Tile / Not available in Smooth Tiles or Rolls. Not available in colors 018, 029, 046 & 089.

01 Black Dahlia	013 Blue	033 Doe	052 Polo Green	072 Chocolate	093 Graphite
02 Bark	014 Medium Gray	034 Barley	056 Milk Chocolate	073 Burnt Sienna	094 Buff
03 Charcoal	016 Taupe	035 Delft Pansy	058 Blue Shadow	074 Seashell	095 Gunmetal
04 Coffee Bean	020 Neutral	036 Gray	059 Plum Pudding	077 Driftwood	096 Goldenrod
05 Corn Silk	022 Almond	037 Dark Beige	061 Sunflower	078 Umber	097 Basil
06 Cobblestone	023 Pebble	038 Outer Banks	062 Earth	079 Red Rock	098 Wheat
07 Ginger	024 Stone	043 Fjord	063 Mediter. Green	080 Sierra Red	099 Midnight Blue
08 Autumn	025 Light Gray	047 Vizcaya Palm	064 Honey	090 Nickel	
011 Linen	030 Meridian Bone	048 Berry	065 Cappuccino	091 Titanium	
012 Burlwood	032 Dune	049 Winsor	071 Black/Brown	092 Graystone	

SpexTones™ Tile Colors - Use S prefix when ordering (i.e., SSE-01) / Not available in sheet rubber rolls.

01 Black Dahlia w/ Med.Gray & Fjord	033 Doe w/ Milk Chocolate & Beige	056 Milk Chocolate w/ Bark & Doe	302 Spring Leaf w/Arctic & Neutral
03 Charcoal w/ Black Dahlia & Doe	035 Delft Pansy w/ Winsor & Doe	058 Blue Shadow w/ Delft Pansy & Doe	
08 Autumn w/Ginger & Burlwood & Corn Silk	037 Dark Beige w/Seashell & Fjord	059 Plum Pudding w/ Delft Pansy & Med. Gray	
014 Medium Gray w/Graphite & Seashell	047 Vizcaya Palm w/ Polo Green & Cappuccino	074 Seashell w/Medium Gray & Nickel	
020 Neutral w/Seashell & Spring Leaf	048 Berry w/ Black Dahlia & Med. Gray	090 Nickel w/Graphite & Linen	
025 Light Gray w/ Delft Pansy & Med.Gray	049 Winsor w/ Delft Pansy & Fjord	098 Wheat w/ Autumn & Corn Silk	
029 Arctic w/Nickel & Titanium & Linen	052 Polo Green w/ Vizcaya Palm & Milk Chocolate	301 Twilight Blue w/Arctic & Neutral	

Evolving Styles Tile and Tread Colors- Use CE and WE prefix when ordering

Wood Elements:	Creative Elements:			
WE-104 Simply Cherry	CE-100 White w/ Black	CE-123 Beige w/Brown	CE-135 Delft Pansy	CE-160 Vintage Plum
WE-105 Vintage Pecan	CE-103 French Gray w/Black	CE-125 Light Gray	CE-143 Charcoal w/Black	CE-163 Mediterranean Green
WE-106 Amber Maple	CE-109 Black w/White	CE-131 Blue	CE- 150 Sage	CE-164 Honey
WE-107 Classic Oak	CE-119 Beige w/White & Brown	CE-132 White w/Blue	CE-151 White w/Sage	CE-166 Red w/ White

Rubber Welding Bead Prices

Item	Lin. Ft. / Roll	Weight / Roll	Price / Roll
Rubber Welding Bead (WBR)	50	1 lbs.	\$35.98
	400	5 lbs.	\$249.88

Note: For 36" x 36" tiles, rolls needed equals square feet divided by 600, for 24" x 24" tiles, divide by 400.

Welding Bead Colors available in matching or contrasting colors for all tiles that are heat weldable.

WBR-1 White	WBR-13 Dark Blue	WBR-22 Bone White	WBR-31 Blue	WBR-40 Dark Oak	WBR-46 Dark Gray
WBR-3 French Gray	WBR-14 Dark Plum	WBR-23 Beige	WBR-33 Light French Gray	WBR-41 Light Pecan	WBR-50 Sage
WBR-9 Black	WBR-15 Honey	WBR-24 Light Charcoal	WBR-35 Delft Pansy	WBR-42 Dark Pecan	WBR-63 Mediterranean Green
WBR-11 Red	WBR-16 Dark Honey	WBR-25 Light Gray	WBR-37 Light Cherry	WBR-43 Charcoal	
WBR-10 Light Plum	WBR-18 Dark Mediterranean Green	WBR-26 Light Blue	WBR-38 Dark Cherry	WBR-44 Light Maple	
WBR-12 Light Sage	WBR-19 Medium Beige	WBR-29 Light Beige	WBR-39 Light Oak	WBR-45 Dark Maple	

Gym Floor Game Lines

Item	Tiles	Price / Kit
Basketball Court	70 pieces 18 x 18 tiles required	CALL FOR QUOTE
Note: Layout 50' x 94' (kit includes 484 1/2 of 2" wide straight pieces, one 12' dia. Center circle, 2-keys with half circle, foul line, boundaries and dashes, 2 sets of 3-point lines)		
Volleyball Court	24 pieces 18 x 18 tiles required	CALL FOR QUOTE
Note: Kit includes 268 1/2 of 2" wide lines, 59'-0" long x 29' -6" court with 3 interim cross lines (center line at the net and two attack lines)		

Distinct Designs Rubber Stair Treads										
Style	Nose Gauge	Wear Surface Gauge	Depth	Inside Nose Depth	Styles	Number/ Carton	Wt. / Lin. Ft.	Lengths	FlexTones & Evolving Styles Price/ Lin. Ft.	SpexTones Price/ Lin. Ft.
Type 120 1/8" Gauge Heavy Duty Smooth Tread	3/16"	1/8"	12-1/4"	1-5/8"	Square Nose	10	1.5 lbs	36",42",48",54" 60",66",72"	\$24.85	\$28.47
Type 130 & 170 Safety Tread - Heavy Duty Smooth- Flush Carborundum Strip. 130 = Two 3/4" Strips, 170 = One 2" Strip	3/16"	1/8"	12-1/4"	1-5/8"	Square Nose	10	1.5 lbs	36",42",48",54" 60",66",72"	\$33.41	\$38.41
Type 500 Extra Heavy Duty Radial Rubber Stair Tread - Metal Reinforced Nose	5/16"	1/8"	12"	2"	Square Nose	6	2.8 lbs	36",42",48",54" 60",66",72"	\$36.59	\$42.06
Type 575 Extra Heavy Duty Radial Tread - Metal Reinforced Nose. Flush 2" Carborundum Strip or Ribbed/Smooth Insert.	5/16"	1/8"	12"	2"	Square Nose	6	2.8 lbs	36",42",48",54" 60",66",72"	\$45.65	\$52.51
Type 550 Heavy Duty Radial® Tread- Adjustable Nose.	3/16"	1/8"	12"	2"	Adjustable Square Nose	6 (up to 72") 4 (84" & above)	2.4 lbs	36",42",48",54" 60",66",72",78", 84",90",96", 102",108"	\$30.33	\$34.90
Type 585 Heavy Duty Radial® Tread - Adjustable Nose. Flush 2" Carborundum Strip or Ribbed/Smooth Insert.	3/16"	1/8"	12"	2"	Adjustable Square Nose	6 (up to 72") 4 (84" & above)	2.4 lbs	36",42",48",54" 60",66",72",78", 84",90",96", 102",108"	\$38.01	\$43.65
Type 600 Extra Heavy Duty Diamond Tread - Metal Reinforced Nose	5/16"	1/8"	12"	1-1/2"	Square Nose	6	2.8 lbs	36",42",48",54" 60",66",72"	\$35.03	\$40.17
Type 675 SN Extra Heavy Duty Diamond Tread - Metal Reinforced Nose. Flush 2" Carborundum Strip or Ribbed Insert.	5/16"	1/8"	12"	1-1/2"	Square Nose	6	2.4 lbs	36",42",48",54" 60",66",72"	\$43.62	\$50.18
Type 650 SN Heavy Duty Diamond Tread	1/4"	1/8"	12"	1-9/16"	Square Nose	6 (up to 72") 4 (84" & above)	2.25 lbs	36",42",48",54" 60",66",72",78", 84",90",96", 102",108"	\$28.77	\$33.20
Type 685 SN Heavy Duty Diamond Tread-Flush 2" Carborundum Strip or Ribbed/Smooth Insert	1/4"	1/8"	12"	1-9/16"	Square Nose	6 (up to 72") 4 (84" & above)	2.25 lbs	36",42",48",54" 60",66",72",78", 84",90",96", 102",108"	\$36.75	\$41.05
Type 650 RN Heavy Duty Diamond Tread	7/64"	1/8"	12"	1-3/8"	Round Nose	6	2.25 lbs	36",42",48",54" 60",66",72"	\$28.77	\$33.20
Type 685 RN Heavy Duty Diamond Tread - Flush 2" Carborundum Strip or Ribbed/Smooth Insert.	7/64"	1/8"	12"	1-3/8"	Round Nose	6	2.25 lbs	36",42",48",54" 60",66",72"	\$36.75	\$41.05
Type 800 Heavy Duty Square2 Rubber Stair Tread - Metal Reinforced Nose.	1/4"	1/8"	12-1/4"	1-1/4"	Square Nose	6	2.8 lbs	36",42",48",54" 60",66",72"	\$36.59	\$41.96
Type 875 Heavy Duty Square2 Rubber Stair Tread - Metal Reinforced Nose. Flush 2" Carborundum Strip or Ribbed/Smooth Insert.	1/4"	1/8"	12-1/4"	1-1/4"	Square Nose	6	2.8 lbs	36",42",48",54" 60",66",72"	\$45.65	\$52.48

Carborundum Strips available in Black, White, Yellow, Brown, Glow In The Dark and Gray
 Ribbed & Smooth Inserts available in FlexTone colors (expect 018, 029, 046, 089) plus Canary. Photoluminescent Insert add \$3.00 to the /lf price.
 **Stair Tread #170 is not available with the Glow In The Dark Carborundum Strip and/or the Ribbed/Smooth Inserts.
 Note: Excelsior EN-610 Nose Filler Adhesive may be required - Please see product technical data sheet.
 For ordering Repel, add R to the prefix (i.e.: R701-01 for Repel Type 701 Black Dahlia). All REPEL products must be installed with EW-710 Wet Set Adhesive & EN-610 Nose Filler.
 *Adhesive selections must be made based on the porosity of the substrate.
 *Refer to Adhesive Chart for specific adhesive recommendations based on product and substrate type.
 *For a complete list of product limitations, please see each products technical data sheet.

Add 15% to current price for Repel
 Broken carton charge \$20.00

FlexTones Colors- Use color number only when ordering FlexTone Treads. Not available in colors 018, 029, 046 & 089.

01 Black Dahlia	013 Blue	033 Doe	052 Polo Green	072 Chocolate	093 Graphite
02 Bark	014 Medium Gray	034 Barley	056 Milk Chocolate	073 Burnt Sienna	094 Buff
03 Charcoal	016 Taupe	035 Delft Pansy	058 Plum Shadow	074 Seashell	095 Gunmetal
04 Coffee Bean	020 Neutrail	036 Gray	059 Plum Pudding	077 Driftwood	096 Goldenrod
05 Corn Silk	022 Almond	037 Dark Beige	061 Sunflower	078 Umber	097 Basil
06 Cobblestone	023 Pebble	038 Outer Banks	062 Earth	079 Red Rock	098 Wheat
07 Ginger	024 Stone	043 Fjord	063 Mediter. Green	080 Sierra Red	099 Midnight Blue
08 Autumn	025 Light Gray	047 Vizcaya Palm	064 Honey	090 Nickel	
011 Linen	030 Meridian Bone	048 Berry	065 Cappuccino	091 Titanium	
012 Burlwood	032 Dune	049 Winsor	071 Black/Brown	092 Graystone	

SpexTones™ Tread Colors - Use the prefix S when ordering (i.e. S701, S550)

01 Black Dahlia w/ Med.Gray & Fjord	033 Doe w/ Milk Chocolate & Beige	056 Milk Chocolate w/ Bark & Doe
03 Charcoal w/ Black Dahlia & Doe	035 Delft Pansy w/ Winsor & Doe	058 Blue Shadow w/ Delft Pansy & Doe
08 Autumn w/Ginger & Burlwood & Corn Silk	037 Dark Beige w/Seashell & Fjord	059 Plum Pudding w/ Delft Pansy & Med. Gray
014 Medium Gray w/Graphite & Seashell	047 Vizcaya Palm w/ Polo Green & Cappuccino	074 Seashell w/Medium Gray & Nickel
020 Neutrail w/Seashell & Spring Leaf	048 Berry w/ Black Dahlia & Med. Gray	090 Nickel w/Graphite & Linen
025 Light Gray w/ Delft Pansy & Med.Gray	049 Winsor w/ Delft Pansy & Fjord	098 Wheat w/ Autumn & Corn Silk
029 Arctic w/Nickel & Titanium & Linen	052 Polo Green w/ Vizcaya Palm & Milk Chocolate	301 Twilight Blue w/Arctic & Neutrail
		302 Spring Leaf w/Arctic & Neutrail

Evolving Styles Tread Colors- Use color number when ordering

Wood Elements:	Creative Elements:			
WE-104 Simply Cherry	CE-100 White w/ Black	CE-123 Beige w/Brown	CE-135 Delft Pansy	CE-160 Vintage Plum
WE-105 Vintage Pecan	CE-103 French Gray w/Black	CE-125 Light Gray	CE-143 Charcoal w/Black	CE-163 Mediterranean Green
WE-106 Amber Maple	CE-109 Black w/White	CE-131 Blue	CE-150 Sage	CE-164 Honey
WE-107 Classic Oak	CE-119 Beige w/White & Brown	CE-132 White w/Blue	CE-151 White w/Sage	CE-166 Red w/ White

Distinct Designs Rubber Stair Treads

Style	Nose Gauge	Wear Surface Gauge	Depth	Inside Nose Depth	Styles	Number/ Carton	Wt. / Lin. Ft.	Lengths	FlexTones & Evolving Styles Price/ Lin. Ft.	SpexTones Price/ Lin. Ft.
Type 701 Heavy Duty Radial® II Rubber Stair Tread - Adjustable Nose.	3/16"	1/8"	12"	1-9/16"	Adjustable Square Nose	6 (up to 72") 4 (84" & above)	2 lbs	36",42",48",54" 60",66",72",78",84",90", 96",102",108"	\$35.91	\$41.22
Type 776 Heavy Duty Radial® II Rubber Stair Tread - Adjustable Nose. Flush 2" Carborundum Strip or Ribbed/Smooth Insert.	3/16"	1/8"	12"	1-9/16"	Adjustable Square Nose	6 (up to 72") 4 (84" & above)	2 lbs	36",42",48",54" 60",66",72",78",84",90",96", 102",108"	\$44.84	\$51.36
Type 1701 Heavy Duty Radial® II One Piece Stair Tread - Adjustable Nose.	1/4"	3/32"	20-1/2"	1-9/16"	Adjustable Square Nose	6 (up to 48") 4 (54" & above)	2.5 lbs	36",42",48",54" 60",66",72",78",84",90",96", 102",108"	\$42.37	\$48.76
Type 1776 Heavy Duty Radial® II One Piece Stair Tread - Adjustable Nose. Flush Carborundum Strip or Ribbed/Smooth Insert.	1/4"	3/32"	20-1/2"	1-9/16"	Adjustable Square Nose	6 (up to 48") 4 (54" & above)	2.5 lbs	36",42",48",54" 60",66",72",78",84",90",96", 102",108"	\$53.36	\$61.47
Type 701E Heavy Duty Extended Radial® II Rubber Stair Tread - Adjustable Nose.	1/4"	5/64"	15"	1-9/16"	Adjustable Square Nose	6 (up to 48") 4 (54" & above)	2 lbs	36",42",48",54", 60",66",72"	\$37.74	\$42.44
Type 776E Heavy Duty Extended Radial® II Rubber Stair Tread - Adjustable Nose. Flush 2" Carborundum Strip or Ribbed Insert.	1/4"	5/64"	15"	1-9/16"	Adjustable Square Nose	6 (up to 48") 4 (54" & above)	2 lbs	36",42",48",54", 60",66",72"	\$46.76	\$51.26
Type 1900 Heavy Duty Hammered One Piece Stair Tread with Riser	13/64"	5/64"	20 3/8"	1-5/8"	Square Nose	6	2.5	36",42",48",54", 60",66",72"	\$43.58	\$52.38
Type 1975 Heavy Duty Hammered One Piece Stair Tread - Adjustable Nose. Flush Carborundum Strip or Ribbed/Smooth Insert.	13/64"	5/64"	20 3/8"	1-5/8"	Square Nose	6	2.5	36",42",48",54", 60",66",72"	\$55.35	\$64.14
Type 900 Heavy Duty Hammered Tread - Adjustable Square Nose	13/64"	1/8"	12 1/2"	2"	Adjustable Square Nose	6 (up to 72") 4 (84" & above)	2 lbs	36",42",48",54" 60",66",72",78", 84",90", 96",102",108"	\$34.05	\$38.34
Type 975 Heavy Duty Hammered Tread - Adjustable Square Nose. Flush 2" Carborundum Strip or Ribbed/Smooth Insert.	13/64"	1/8"	12 1/2"	2"	Adjustable Square Nose	6 (up to 72") 4 (84" & above)	2 lbs	36",42",48",54" 60",66",72",78", 84",90", 96",102",108"	\$41.49	\$46.73

*Add 15% to current price for Repel
Broken carton charge \$20*

Carborundum Strips available in Black, White, Yellow, Brown, Glow In The Dark and Gray

Ribbed & Smooth Inserts available in FlexTone colors (expect 018, 029, 046, 089) plus Canary. NEW ~ Photoluminescent Insert add \$10.54 to the I/F price of the tread.

Note: All stair treads must have the Excelsior EN-610 Nose Filler Adhesive installed to prevent premature wear & damage.

For ordering Repel, add R to the prefix (i.e.: R701-01 for Repel Type 701 Black Dahlia). All REPEL products must be installed with EW-710 Wet Set Adhesive & EN-610 Nose Filler

***Adhesive selections must be made based on the porosity of the substrate.**

***Refer to Adhesive Chart for specific adhesive recommendations based on product and substrate type.**

***For a complete list of product limitations, please see each products technical data sheet.**

FlexTones Colors- Use color number only when ordering FlexTone Treads. Not available in colors 018, 029, 046 & 089.

01 Black Dahlia	013 Blue	033 Doe	052 Polo Green	072 Chocolate	093 Graphite
02 Bark	014 Medium Gray	034 Barley	056 Milk Chocolate	073 Burnt Sienna	094 Buff
03 Charcoal	016 Taupe	035 Delft Pansy	058 Blue Shadow	074 Seashell	095 Gunmetal
04 Coffee Bean	020 Neutral	036 Gray	059 Plum Pudding	077 Driftwood	096 Goldenrod
05 Corn Silk	022 Almond	037 Dark Beige	061 Sunflower	078 Umber	097 Basil
06 Cobblestone	023 Pebble	038 Outer Banks	062 Earth	079 Red Rock	098 Wheat
07 Ginger	024 Stone	043 Fjord	063 Mediter. Green	080 Sierra Red	099 Midnight Blue
08 Autumn	025 Light Gray	047 Vizcaya Palm	064 Honey	090 Nickel	
011 Linen	030 Meridian Bone	048 Berry	065 Cappuccino	091 Titanium	
012 Burlwood	032 Dune	049 Winsor	071 Black/Brown	092 Graystone	

SpexTones™ Tread Colors - Use the prefix S when ordering (i.e. S701, S550)

01 Black Dahlia w/ Med.Gray & Fjord	033 Doe w/ Milk Chocolate & Beige	056 Milk Chocolate w/ Bark & Doe
03 Charcoal w/ Black Dahlia & Doe	035 Delft Pansy w/ Winsor & Doe	058 Blue Shadow w/ Delft Pansy & Doe
08 Autumn w/Ginger & Burlwood & Corn Silk	037 Dark Beige w/Seashell & Fjord	059 Plum Pudding w/ Delft Pansy & Med. Gray
014 Medium Gray w/Graphite & Seashell	047 Vizcaya Palm w/ Polo Green & Cappuccino	074 Seashell w/Medium Gray & Nickel
020 Neutral w/Seashell & Spring Leaf	048 Berry w/ Black Dahlia & Med. Gray	090 Nickel w/Graphite & Linen
025 Light Gray w/ Delft Pansy & Med.Gray	049 Winsor w/ Delft Pansy & Fjord	098 Wheat w/ Autumn & Corn Silk
029 Arctic w/Nickel & Titanium & Linen	052 Polo Green w/ Vizcaya Palm & Milk Chocolate	301 Twilight Blue w/Arctic & Neutral
		302 Spring Leaf w/Arctic & Neutral

Evolving Styles Tread Colors- Use color number when ordering

Wood Elements:	Creative Elements:			
104 Simply Cherry	100 White w/ Black	123 Beige w/Brown	135 Delft Pansy	160 Vintage Plum
105 Vintage Pecan	103 French Gray w/Black	125 Light Gray	143 Charcoal w/Black	163 Mediterranean Green
106 Amber Maple	109 Black w/White	131 Blue	150 Sage	164 Honey
107 Classic Oak	119 Beige w/White & Brown	132 White w/Blue	151 White w/Sage	166 Red w/ White

Rubber Stair Tread Accessories Specifications and Prices

Broken Carton Charge \$20.00

Item	Gauge	Length	Height	Number / Carton	Approximate Wt. / Lin.Ft.	FlexTones Price / Lin.Ft.	SpexTones & Evolving Styles Price / Lin.Ft.
Stringers (STR)	.080"	72"	10"	10	.65 lbs.	\$8.89	\$11.97
Risers (RSR)	1/8"	36",42",48",54", 60",66",72",78",84",90", 96",102",108"	7"	20 (over 72" - 10 per carton)	.75 lbs.	\$9.43	\$13.29

Available in FlexTones®, SpexTones™ and Evolving Styles (page 6 & 7)
 Note: Use prefix SSTR or SRSR to order SpexTones colors (ie., SSTR-03).

Add 15% to current price for Repel

Assurance Detectable Warning Tiles (ADWT) Specifications and Prices

Broken Carton Charge \$20.00

Item	Gauge	Size	Sq. Ft. / Carton	Number / Carton	Wt. / Carton	Price / Sq.Ft.	Price / Per Piece
ADWT	1/8"	12" x 12"	45	45	50	\$21.61	\$21.61
		12" x 36"	54	18	60	\$21.61	\$64.79
		36" x 36"	54	6	60	\$21.61	\$194.49

Available in 10 FlexTones colors :

01 Black Dahlia, 02 Bark, 03 Charcoal, 013 Blue, 014 Medium Gray, 016 Taupe, 025 Light Gray, 032 Dune, 033 Doe, 047 Vizcaya Palm, 058 Blue Shadow

Add 15% to current price for Repel

Diamond Landing Tile (DSA) Specifications and Prices

Broken Carton Charge \$20.00

Item	Gauge	Size	Sq. Ft. / Carton	Number / Carton	Wt. / Carton	FlexTones Price/ Sq.Ft.	SpexTones & Evolving Styles Price / Sq.Ft.
Landing Tile (DSA)	3/16"	27" x 27"	30.37	6	40.2	\$21.47	\$22.79
Price per piece						\$108.54	\$115.23

Add 15% to current price for Repel

FlexTones Colors (not available in colors 018, 029, 046 & 089)

01 Black Dahlia	013 Blue	033 Doe	052 Polo Green	072 Chocolate	093 Graphite
02 Bark	014 Medium Gray	034 Barley	056 Milk Chocolate	073 Burnt Sienna	094 Buff
03 Charcoal	016 Taupe	035 Delft Pansy	058 Blue Shadow	074 Seashell	095 Gunmetal
04 Coffee Bean	020 Neutrail	036 Gray	059 Plum Pudding	077 Driftwood	096 Goldenrod
05 Corn Silk	022 Almond	037 Dark Beige	061 Sunflower	078 Umber	097 Basil
06 Cobblestone	023 Pebble	038 Outer Banks	062 Earth	079 Red Rock	098 Wheat
07 Ginger	024 Stone	043 Fjord	063 Mediter. Green	080 Sierra Red	099 Midnight Blue
08 Autumn	025 Light Gray	047 Vizcaya Palm	064 Honey	090 Nickel	
011 Linen	030 Meridian Bone	048 Berry	065 Cappuccino	091 Titanium	
012 Burlwood	032 Dune	049 Winsor	071 Black/Brown	092 Graystone	

SpexTones Colors - Use the prefix S when ordering.

01 Black Dahlia w/ Med.Gray & Fjord	033 Doe w/ Milk Chocolate & Beige	056 Milk Chocolate w/ Bark & Doe
03 Charcoal w/ Black Dahlia & Doe	035 Delft Pansy w/ Winsor & Doe	058 Blue Shadow w/ Delft Pansy & Doe
08 Autumn w/Ginger & Burlwood & Corn Silk	037 Dark Beige w/Seashell & Fjord	059 Plum Pudding w/ Delft Pansy & Med. Gray
014 Medium Gray w/Graphite & Seashell	047 Vizcaya Palm w/ Polo Green & Cappuccino	074 Seashell w/Medium Gray & Nickel
020 Neutrail w/Seashell & Spring Leaf	048 Berry w/ Black Dahlia & Med. Gray	090 Nickel w/Graphite & Linen
025 Light Gray w/ Delft Pansy & Med.Gray	049 Winsor w/ Delft Pansy & Fjord	098 Wheat w/ Autumn & Corn Silk
029 Arctic w/Nickel & Titanium & Linen	052 Polo Green w/ Vizcaya Palm & Milk Chocolate	301 Twilight Blue w/Arctic & Neutrail
		302 Spring Leaf w/Arctic & Neutrail

Evolving Styles Colors - Use color number when ordering.

Wood Elements:	Creative Elements:			
104 Simply Cherry	100 White w/ Black	123 Beige w/Brown	135 Delft Pansy	160 Vintage Plum
105 Vintage Pecan	103 French Gray w/Black	125 Light Gray	143 Charcoal w/Black	163 Mediterranean Green
106 Amber Maple	109 Black w/White	131 Blue	150 Sage	164 Honey
107 Classic Oak	119 Beige w/White & Brown	132 White w/Blue	151 White w/Sage	166 Red w/ White

*Adhesive selections must be made based on the porosity of the substrate.

*Refer to Adhesive Chart for specific adhesive recommendations based on product and substrate type.

*For a complete list of product limitations, please see each products technical data sheet.

Vinyl Stair Treads Specifications & Prices

Broken Carton Charge \$20.00

Item	Gauge	Depth	Lengths	Styles	Number / Carton	Wt. / Lin. Ft.	Price / Lin. Ft.
1/4" Gauge	1/4" taper to 1/8"	12-1/2"	42", 48", 72"	Round & Square Nose	6	1.7 lbs.	\$14.82
Commercial Weight Safety Rib Tread (VT)					6	2 lbs.	
5/32" Gauge	5/32" taper to 5/64"	Square 12-13/32"	42", 48", 72"	Round & Square Nose	10	1.2 lbs.	\$9.38
Standard Weight Safety Rib Tread (LVT)		Round 12-11/32"			10	1.3 lbs.	

***Note- 36" Vinyl Treads are available with a 50 piece minimum per color. ***

Note- Additional lengths available by request and at a minimum, contact Flexco Customer Service for info.

Note: All stair treads must have the Excelsior EN-610 Nose Filler Adhesive installed to prevent premature wear & damage.

*Adhesive selections must be made based on the porosity of the substrate.

*Refer to Adhesive Chart for specific adhesive recommendations based on product and substrate type.

*For a complete list of product limitations, please see each products technical data sheet.

Vinyl Stair Treads Colors : *Available with carborundum strips and Ribbed & Smooth Inserts - Add \$5.01 / Lin.Ft.

01 Black Dahlia 019 Bagel 362 Sahara 368 Rain Forest 387 Cobalt
 02 Bark 022 Almond 363 Mineral Gray 371 Khaki 395 Storm Gray
 014 Medium Gray 037 Dark Beige 364 Greystone 382 Mocha

Carborundum Strips available in Black, White, Yellow, Brown, Glow In The Dark (for VT Treads ONLY) and Gray

Ribbed and Smooth Inserts available for VT Treads ONLY in FlexTone colors plus Canary except 018, 029, 046, 089

NEW ~ Photoluminescent Insert add \$10.54 to the l/f price of the tread.

Vinyl Stair Tread Accessories Specifications & Prices

Item	Gauge	Height	Length	Number / Carton	Approximate Wt. Per Carton	Price Per Roll
Stringers (STV)	.080"	10"	50' Rolls	1	38 lbs	\$318.94
Risers (RSV)	.080"	7"	50' Rolls	1	27 lbs	\$288.84

Available in the vinyl stair treads colors listed above.

Flex-Tuft® Rubber Tile Specifications & Prices

Broken Carton Charge \$20.00

Item	Gauge	Color	Size	SF/ Carton	Wt/Carton	Price/SF
Flex-Tuft® (FT) Vulcanized (V)	3/8" nominal	Color: Tweed	12"x12"	25	50 lbs.	\$25.34
	3/8" nominal	Colors: Delft/Gray , Cranberry/Gray and Spruce/Gray	12"x12"	25	50 lbs.	\$29.75
Flex-Tuft® (FT) Non-Vulcanized (NV)	3/8" nominal	Color: Tweed	12"x12"	25	52 lbs.	\$24.75
	3/8" nominal	Colors: Delft/Gray , Cranberry/Gray and Spruce/Gray	12"x12"	25	52 lbs.	\$25.82

Flex-Tuft® Colors: FT-1 Tweed FT-3 Delft and Gray FT-4 Cranberry and Gray FT-5 Spruce and Gray

Flex-Tuft® must be installed with MS-700 or EW-710 Adhesives ONLY (see product limitations & adhesive chart)

Do not install Flex-Tuft NV outdoors.

Fading will occur when exposed to direct sunlight and other elements.

FlexTerior Tread Specifications & Prices

Item	Gauge	Depth / Color Option	Lengths	Styles	Number / Carton	Wt. / Lin. Ft.	Price / Lin. Ft.
ODT 9" One Color	1/4" overall	9" Coal / Coal	36", 48"	Square Nose	6	2.2	\$101.91
ODT 9" One Color	1/4" overall	9" (Non-stock)	up to 120"	Square Nose	6	2.2	\$109.22
ODT 9" Two Color	1/4" overall	9" Sunshine / Coal	36", 48"	Square Nose	6	2.2	\$109.22
ODT 9" Two Color	1/4" overall	9" (Non-stock)	up to 120"	Square Nose	6	2.2	\$121.36
<i>Special Order</i>							
ODT 11" One Color	1/4" overall	11"	up to 120"	Square Nose	6	2.76	\$142.32
ODT 11" Two Color	1/4" overall	11"	up to 120"	Square Nose	6	2.76	\$150.49

FlexTerior Treads are available in the following colors:

* Stocking Colors

Ash Cactus Coal* Sunshine*
 Tomato Walnut Sapphire

Custom Colors can be ordered with an additional cost of \$3.58 per l/f added to the tread.

Tread lengths must be ordered by measurements from jobsite.

FlexTerior Wood or Concrete Screws

	Quantity	Price Bag
36" Tread requires	9 per bag	\$12.83
48" Tread requires	13 per bag	\$14.10

Note: Must indicate concrete or wood installation for proper mechanical fasteners(screws). A premium-grade exterior polyurethane adhesive approved by the adhesive manufacturer for bonding aluminum directly to concrete, exterior-grade plywood or metal is required.

FlexTerior Nosing Specifications & Prices

Item	Gauge	Depth / Color Option	Lengths	Styles	Number / Carton	Wt. / Lin. Ft.	Price / Lin. Ft.
ODT 4" One Color	1/4" overall	4" One Color	up to 120"	Square Nose	6	1.5	\$66.54
ODT 4" Two Colors	1/4" overall	4" Two Colors	up to 120"	Square Nose	6	1.5	\$74.50
ODT 4" Glow-In-Dark	1/4" overall	4" Glow-In-Dark	up to 120"	Square Nose	6	1.5	\$78.95

FlexTerior Treads are available in the following colors:

Ash Cactus Coal* Sunshine*
 Tomato Walnut Sapphire

Custom Colors can be ordered with an additional cost of \$3.58 per l/f added to the tread.

For quick reference:

Size Range	Number of Holes per Tread
12" - 21"	4
22" - 32"	6
33" - 45"	8
46" - 62"	10
63" - 75"	12
76" - 92"	14
93" - 113"	16
114" - 120"	18

Flexterior treads & nosings cannot be cut to fit; must be ordered to size.

PRIME SPORTS FLOOR (Pricing Per Square Foot)

ROLLS 48" X 49.5'- 198 s/f per roll

No Minimums in 0% - 20% in Flexco colors / Special Orders 30%-90% in 7 Flexco Colors (see below)

% EPDM Chip Color	0% (Black)	10%	15%	20%	30%	40%	50%	60%	70%	80%	90%
5/32" GAUGE	\$4.06	\$4.94	\$5.34	\$5.71	\$7.61	\$8.15	\$8.76	\$9.94	\$11.19	\$12.41	\$13.49
1/4" GAUGE	\$6.56	\$7.88	\$8.39	\$9.03	\$10.28	\$12.04	\$14.20	\$16.03	\$17.79	\$19.65	\$21.67
3/8" GAUGE	\$9.33	\$9.70	\$10.25	\$10.85	\$15.11	\$17.82	\$20.73	\$23.33	\$26.17	\$29.25	\$32.43
1/2" GAUGE	\$12.21	\$13.49	\$14.13	\$14.95	\$19.78	\$23.47	\$27.59	\$30.97	\$34.90	\$38.55	\$42.94

* See Minimums- Custom Colors 0%-90% / Special Orders 30%-90% in 7 Flexco Colors

INTERLOCKING TILES 34 1/4" x 34 1/4" - 8.20 Sq/Ft per tile

No Minimums 0% - 20% in Flexco colors / Special Orders 30%-90% in 7 Flexco Colors (see below)

%EPDM Chip Color	0% (Black)	10%	15%	20%	30%	40%	50%	60%	70%	80%	90%
5/32" GAUGE	\$8.76	\$9.20	\$9.57	\$10.08	\$12.21	\$12.82	\$13.39	\$14.51	\$15.93	\$17.04	\$18.06
1/4" GAUGE	\$10.85	\$12.48	\$12.82	\$13.25	\$14.47	\$16.40	\$18.43	\$20.08	\$23.97	\$26.14	\$27.32
3/8" GAUGE	\$13.90	\$14.44	\$14.95	\$15.38	\$19.51	\$22.15	\$25.19	\$27.63	\$30.57	\$33.64	\$36.75
1/2" GAUGE	\$17.04	\$18.26	\$19.00	\$19.75	\$19.78	\$28.20	\$32.53	\$35.88	\$39.70	\$43.52	\$47.85

* See Minimums- Custom Colors 0%-90% / Special Orders 30%-90% in 7 Flexco Colors

SQUARE TILES 36" x 36" - 9.0 Sq/Ft per tile

No Minimums 0% - 20% in Flexco colors / Special Orders 30%-90% in 7 Flexco Colors (see below)

%EPDM Chip Color	0% (Black)	10%	15%	20%	30%	40%	50%	60%	70%	80%	90%
5/32" GAUGE	\$8.76	\$9.57	\$9.91	\$10.08	\$12.21	\$12.82	\$13.39	\$14.51	\$15.89	\$17.04	\$18.06
1/4" GAUGE	\$10.85	\$12.48	\$13.05	\$14.34	\$14.47	\$16.40	\$18.43	\$20.08	\$21.98	\$23.97	\$26.17
3/8" GAUGE	\$13.90	\$14.44	\$14.95	\$15.38	\$19.51	\$22.15	\$25.19	\$27.63	\$30.57	\$33.64	\$36.75
1/2" GAUGE	\$17.04	\$18.26	\$19.00	\$19.75	\$19.78	\$28.20	\$32.53	\$35.88	\$39.70	\$43.52	\$47.85

* See Minimums- Custom Colors 0%-90% / Special Orders 30%-90% in 7 Flexco Colors

*Only compatible with Excelsior MS-700 and EW-710 adhesives.

*See Care and Maintenance document for more information.

NOTE: Material may contain skive marks from the manufacturing process; Flexco does not consider these defects unless they are excessive in nature. Interlocking tiles in gauges 5/32" and 1/4" must be glued down cannot be loose laid.

Packaging: Unboxed Tiles and Rolls-Shrink wrapped and palletized

5/32" GAUGE =4mm	Available Colors: 204 Starlight, 203 Vanilla, 205 Blue Ice, 202 Dove, 201 Ruby Red,
1/4" GAUGE = 6mm	206 Daffodil, 200 Evergreen, 001 Black Dahlia
3/8" GAUGE= 9mm	
1/2" GAUGE = 12mm	

Custom Color Minimum Order Requirements

Minimums Apply to all Custom Colors 0% -90% and Special Orders 30%-90% with 7 Flexco Colors

Roll Material Minimum Order Quantities

Gauge	Rolls	Custom roll lengths available when purchasing standard colors with up to 20% chip content. Minimum roll length 25' & are available in 12" increr up to maximum roll size.
5/32" (4.00mm)	12 roll increments	
1/4" (6.00mm)	8 roll increments	
3/8" (9.00mm)	5 roll increments	
1/2" (12.00mm)	4 roll increments	

Square Tiles per Pallet & Minimum Order Quantities

Gauges	Tiles
5/32" (4.00mm)	36 tiles increments
1/4" (6.00mm)	24 tiles increments
3/8" (9.00mm)	16 tiles increments
1/2" (12.00mm)	12 tiles increments

Inter-locking Tiles per Pallet & Minimum Order Quantities

Gauges	Tiles
5/32" (4.00mm)	36 tiles increments
1/4" (6.00mm)	24 tiles increments
3/8" (9.00mm)	16 tiles increments
1/2" (12.00mm)	12 tiles increments

Weights for Roll Material, Interlocking Tiles and Square Edge Tiles

Approximate Weights	0%	10%	15%	20%	30%	40%	50%	60%	70%	80%	90%
Roll Material											
5/32" GAUGE	202 lbs	202 lbs	202 lbs	202 lbs	222 lbs	222 lbs	222 lbs	242 lbs	242 lbs	262 lbs	262 lbs
1/4" GAUGE	302 lbs	302 lbs	302 lbs	302 lbs	322 lbs	322 lbs	322 lbs	342 lbs	382 lbs	382 lbs	402 lbs
3/8" GAUGE	442 lbs	442 lbs	452 lbs	462 lbs	462 lbs	482 lbs	482 lbs	522 lbs	542 lbs	652 lbs	582 lbs
1/2" GAUGE	602lbs	622 lbs	632 lbs	642 lbs	642 lbs	662 lbs	662 lbs	702 lbs	742 lbs	762 lbs	782 lbs
Interlocking Tiles											
5/32" GAUGE	8.2 lbs	8.2 lbs	8.2 lbs	8.2 lbs	9.0 lbs	9.0 lbs	9.0 lbs	9.8 lbs	9.8 lbs	10.7 lbs	10.7 lbs
1/4" GAUGE	12.3 lbs	12.3 lbs	12.3 lbs	12.3 lbs	13.1 lbs	13.1 lbs	13.1 lbs	13.9 lbs	15.6 lbs	15.6 lbs	16.4 lbs
3/8" GAUGE	18.0 lbs	18.0 lbs	18.4 lbs	18.9 lbs	18.9 lbs	19.7 lbs	19.7 lbs	21.3 lbs	22.1 lbs	23.0 lbs	23.8 lbs
1/2" GAUGE	24.6 lbs	25.4 lbs	26.0 lbs	26.2 lbs	26.2 lbs	27.1 lbs	27.1 lbs	28.7 lbs	30.3 lbs	21.2 lbs	21.2 lbs
Square Edge Tiles											
5/32" GAUGE	9.0 lbs	9.0 lbs	9.0 lbs	9.0 lbs	9.9 lbs	9.9 lbs	9.9 lbs	10.9 lbs	10.9 lbs	11.7 lbs	11.7 lbs
1/4" GAUGE	13.5 lbs	13.5 lbs	13.5 lbs	13.5 lbs	14.4 lbs	14.4 lbs	14.4 lbs	15.3 lbs	17.1 lbs	17.1 lbs	18.0 lbs
3/8" GAUGE	19.8 lbs	19.8 lbs	20.5 lbs	20.7 lbs	20.7 lbs	21.6 lbs	21.6 lbs	23.4 lbs	24.3 lbs	25.2 lbs	26.1 lbs
1/2" GAUGE	27.0 lbs	27.9 lbs	28.5 lbs	28.8 lbs	28.8 lbs	29.7 lbs	29.7 lbs	31.5 lbs	33.3 lbs	34.2 lbs	35.1 lbs

TUFLEX FORCE SPORTS FLOORING & PRODUCTS				
FORCE TILE				
DESCRIPTION	SIZE	PRICE PER TILE	PRICE PER SQ FT	SQ FT PER TILE
Square Tile	3/8" x 27" x 27"	\$142.62	\$28.17	5.0625
Interlocking Tile	3/8" x 25 3/4"x25 3/4"	\$144.45	\$31.38	4.6046
Packaging: Pallet (maximum 100 tiles per pallet)			Weight: Approx 11 lbs per piece	
FORCE TILE COLORS				
01 Black Dahlia w/ Med.Gray & Fjord	035 Delft Pansy w/ Winsor & Doe		052 Polo Green w/ Vizcaya Palm & Milk Choc.	
03 Charcoal w/ Black Dahlia & Doe	047 Vizcaya Palm w/ Polo Green & Cappuccino		056 Milk Chocolate w/ Bark & Doe	
025 Light Gray w/ Delft Pansy & Med.Gray	048 Berry w/ Black Dahlia & Med. Gray		058 Blue Shadow w/ Delft Pansy & Doe	
033 Doe w/ Milk Chocolate & Beige	049 Winsor w/ Delft Pansy & Fjord		059 Plum Pudding w/ Delft Pansy & Med. Gray	
111 Onyx (Solid Black)				
Excelsior Maintenance products must be used after installation.				
SPECIALTY TILES				
DESCRIPTION	NOTES			
Waterjet Logo Tiles	Contact Flexco customer service department for quote Force Colors			
REDUCER STRIPS				
SIZES	PART NO.	PRICE PER PIECE	NOTES	WEIGHT
3/8" to Flush x 12' Length	177A	\$31.78	10 pcs per carton	36 lbs. per carton

*Product must be clean and sealed with the Excelsior PF960 (GEXPF) per initial maintenance and finish application procedures.

The EW-710 & MS-700 adhesives can be used for indoor and outdoor applications.

Natural Elements

Specifications & Prices

No Broken Cartons

Item	Gauges	Size	Sq.Ft. / Carton	Wt. / Carton	Pieces/ Carton	S/F Price	Price **
Natural Elements	1/8"	18" x 18"	36	36 lbs.	16	\$6.98	\$251.33 per carton
(NES)						\$6.67	\$240.16 per pallet (40 ctns.)**
						\$6.36	\$228.99 per 279 ctns or more

Note: Exceeds ASTM F 1700 spec for commercial use.

Natural Elements Colors:

604 Gray Ash 691 Art Deco
 632 Dusk 692 South Beach

Natural Elements

Specifications & Prices

No Broken Cartons

Item	Gauges	Size	Sq.Ft. / Carton	Wt. / Carton	Pieces/ Carton	S/F Price	Price **
Natural Elements	1/8"	12" x 24"	36	36 lbs.	18	\$6.98	\$251.33 per carton
(NES)						\$6.67	\$240.16 per pallet (40 ctns.)**
						\$6.36	\$228.99 per 279 ctns or more

Note: Exceeds ASTM F 1700 spec for commercial use.

Natural Elements Colors:

649 Terrance 679 Oxidized Bronze 681 Oxidized Steel 683 Hushed Hoops 685 Portofino 687 Timeless Taupe 689 Urban Gray
 650 Pewter 680 Oxidized Iron 682 Reflective Rings 684 Cadet Blue 686 Capri 688 Lighthouse 690 Deconstructed

Natural Elements

Specifications & Prices

No Broken Cartons

Item	Gauges	Size	Sq.Ft. / Carton	Wt. / Carton	Pieces/ Carton	S/F Price	Price **
Natural Elements	1/8"	4" x 36"	36	37 lbs.	36	\$6.98	\$251.33 per carton
(NEW)	1/8"	6" x 48"	36	35 lbs.	18	\$6.67	\$240.16 per pallet (40 ctns.)**
						\$6.36	\$228.99 per 279 ctns or more

Note: Exceeds ASTM F 1700 spec for commercial use.

Natural Elements Colors:

609 Antique Silver 615 Walnut 622 Natural Oak 661 Antique Rosewood 665 Boardwalk 669 Viking 673 Silver Lake
 610 American Cherry 616 Rustic Walnut 643 Castle Gray 662 Barn Oak 666 Ridge 670 Nordic 674 Suede
 611 Warm Amber Cherry 618 Antique Teak 644 Driftwood 663 Harvest 667 Honey Oak 671 Bucolic 675 Bramble
 613 Sequoia Cherry 620 Traditional Oak 660 Black Walnut 664 Threet Oak 668 Alpine Cottage 672 Sable 676 Butternut

Available in 6" x 48" only

677 Delabole
 678 Chiseled

Crosswire

Specifications & Prices

No Broken Cartons

Item	Gauges	Size	Sq.Ft. / Carton	Wt. / Carton	Pieces/ Carton	S/F Price	Price **
Woven	1/8"	9.84" x 39.37"	43.06	44 lbs.	16	\$16.58	\$714.06 per carton
(WVF)						\$15.72	\$676.95 per pallet (40 ctns.)**
						\$14.55	\$626.47 per 233 ctns or more

Crosswire Woven Colors:

250 Winter Solstice 252 Garden Path 254 Greige 256 Windrift 258 Thundercloud
 251 Baltic Wave 253 Moonquake 255 Firefly 257 Savannah Sunset 259 Midnight Ripple

****PRICING: Pallet pricing - Minimum order of 40 cartons - 1 color per pallet
 10,000 - 25,000 s/f Full cartons only, full pallet quantities not required
 Over 25,000 s/f call for pricing**

***Adhesive selections must be made based on the porosity of the substrate.
 *Refer to Adhesive Chart for specific adhesive recommendations based on product and substrate type.
 *For a complete list of product limitations, please see each products technical data sheet.**

Delane Vinyl Tiles Specifications & Prices

Broken Carton Charge \$20.00

Item	Gauges	Size	Sq.Ft. / Carton	Wt. / Carton	Pieces/ Carton	Price / Per Piece
<i>Delane (SSV)</i>	1/8"	12" x 12"	45	54 lbs.	45	\$15.55
	1/8"	12" x 24"	32	36 lbs.	16	\$31.24
	1/8"	24" x 24"	56	67 lbs.	14	\$64.95
	1/8"	36" x 36"	54	65 lbs.	6	\$152.45
	.080"	12" x 12"	70	53 lbs.	70	\$13.55
	.080"	12" x 24"	52	37.4 lbs.	26	\$27.30
	.080"	24" x 24"	80	61 lbs.	20	\$56.47
	.080"	36" x 36"	90	68 lbs.	10	\$131.91

**Adhesive selections must be made based on the porosity of the substrate.*

**Refer to Adhesive Chart for specific adhesive recommendations based on product and substrate type.*

**For a complete list of product limitations, please see each products technical data sheet.*

Add HW to color to designate pre-grooved tiles for Heat Welding (HW available in 24"x24" and 36"x36" in 1/8" gauge only).

Delane Vinyl Tile Colors:

40 White/ Gray	65 Warm Gray	310 Dark Mocha	315 Gingerbread
42 Gray/ Dk. Gray	66 Charcoal/ Lt. Gray	311 Golden Gate	316 Cosmic Latte
43 Ivory/ Buckskin	69 White/ Blue	312 Honeydew	317 Ginger Ale
47 Lt. Beige/ Tan	308 Galaxy	313 Rhythm & Blues	318 Amaretto
48 Steel Gray	309 Star Struck	314 Toasted Coconut	319 Tusk

Geodesy Vinyl Tiles Specifications & Prices

Broken Carton Charge \$20.00

Item	Gauges	Size	Sq.Ft. / Carton	Wt. / Carton	Pieces/ Carton	Price / Per Piece
<i>Geodesy (GE-)</i>	1/8"	12" x 12"	45	54 lbs.	45	\$15.55
	1/8"	12" x 24"	32	36 lbs.	16	\$31.24
	1/8"	24" x 24"	56	67 lbs.	14	\$64.95
	1/8"	36" x 36"	54	65 lbs.	6	\$152.45
	.080"	12" x 12"	70	53 lbs.	70	\$13.55
	.080"	12" x 24"	52	37.4 lbs.	26	\$27.30
	.080"	24" x 24"	80	61 lbs.	20	\$56.47
	.080"	36" x 36"	90	68 lbs.	10	\$131.91

**Adhesive selections must be made based on the porosity of the substrate.*

**Refer to Adhesive Chart for specific adhesive recommendations based on product and substrate type.*

**For a complete list of product limitations, please see each products technical data sheet.*

Add HW to color to designate pre-grooved tiles for Heat Welding (HW available in 24"x24" and 36"x36" in 1/8" gauge only).

400 Magnetic	404 Tides	408 Polar	412 Collision
401 Relativity	405 Vector	409 Density	413 Wavelength
402 Inertia	406 Gravity	410 Navigation	
403 Astro	407 Orbit	411 Lunar	

Vinyl Welding Bead Specifications & Prices

Item	Lin. Ft. / Carton	Wt. / Carton	Price / Roll
<i>Welding Bead (WBV)</i>	50	1 lb.	\$31.03
	400	5 lbs.	\$214.99

Note: 50 l/f Roll ~ For 36" x 36" tiles, rolls needed equals square feet divided by 75, for 24" x 24" tiles, divide by 50.

Note: 400 l/f Roll ~ For 36" x 36" tiles, rolls needed equals square feet divided by 600, for 24" x 24" tiles, divide by 400.

Welding Bead Colors:

WBV-40 White/Gray	WBV-66 Charcoal	WBV-640 Medium Gray
WBV-42 Gray	WBV-69 White/Blue	WBV-650 Cream
WBV-43 Ivory	WBV-001 Black	WBV-660 Light Gray
WBV-47 Lt. Beige	WBV-125 Beige	
WBV-48 Steel Gray	WBV-180 White	
WBV-65 Warm Gray	WBV-200 Brown	

ESD Rubber Tile Specifications & Prices (Available in Hammered Texture Only)

Broken Carton Charge \$20.00

Item	Gauges	Size	Sq.Ft. / Carton	Wt. / Carton	Pieces/ Carton	Price / Per Piece
Static Dissipative Rubber Tile (SSDR)	.080"	24" x 24"	80	60 lbs.	20	\$77.85

Note: ESD Tile must be installed with ASD-800 Acrylic Wet Set ESD Adhesive or USD-810 Urethane Wet Set ESD Adhesive. ASD-800 is included in pricing at 150 sq. ft/gallon.

For installations that require USD-810, please add \$0.72 / sq. ft. and indicate on Purchase Order.

Copper foil is included with 1 18" piece / 2000 sq. ft. Untrimmed slabs are the same as 36" x 36" price.

Meets ASTM F 1344 and EOS/ESD S7.1.

ESD Static Dissipative Rubber Tile Colors: (Available in Hammered Texture Only)

01 Black Dahlia w/Medium Gray & Fjc	035 Delft Pansy w/Winsor & Doe	074 Seashell w/ Medium Gray & Nickel	302 Spring Leaf
014 Medium Gray w/Graphite & Seashell	037 Dark Beige w/Seashell & Fjord	090 Nickel w/Graphite & Linen	w/Arctic & Neutrail
020 Neutrail w/Seashell & Spring Leaf	056 Milk Chocolate w/Bark & Doe	301 Twilight Blue w/Arctic & Neutrail	

ESD Static Control Vinyl Tile (Static Dissipative and Static Conductive) Specifications & Prices

Broken Carton

Item	Gauge	Size	Sq.Ft. / Carton	Wt. / Carton	Pieces/ Carton	Price / Per Piece
Vinyl Static Dissipative (DISS) and	1/8"	12" x 12"	45	54 lbs.	45	\$16.31
Vinyl Conductive (SP) Tile	1/8"	12" x 24"	32	36 lbs.	16	\$34.23
	1/8"	24" x 24"	56	67 lbs.	14	\$68.47
	1/8"	36" x 36"	54	65 lbs.	6	\$161.14
No Wax I.D. Tile	1/8"	12" x 12"			1	\$167.93

Note: ESD Tile must be installed with ASD-800 Acrylic Wet Set ESD Adhesive or USD-810 Urethane Wet Set ESD Adhesive. ASD-800 is included in pricing at 150 sq. ft/gallon.

For installations that require USD-810, please add \$0.72 / sq. ft. and indicate on Purchase Order.

Copper foil is included with 1 18" piece / 2000 sq. ft. Untrimmed slabs are the same as 36" x 36" price.

Add HW to color to designate pre-grooved tiles for Heat Welding (HW available in 24"x24" and 36"x36" in 1/8" gauge only).

Meets ASTM F 1700 and EOS/ESD S7.1.

Static Dissipative and Conductive Tile Colors

Use prefix DISS for Static Dissipative and SP for Conductive

40 White/ Gray	65 Warm Gray	310 Dark Mocha	315 Gingerbread
42 Gray/ Dk. Gray	66 Charcoal/ Lt. Gray	311 Golden Gate	316 Cosmic Latte
43 Ivory/ Buckskin	69 White/ Blue	312 Honeydew	317 Ginger Ale
47 Lt. Beige/ Tan	308 Galaxy	313 Rhythm & Blues	318 Amaretto
48 Steel Gray	309 Star Struck	314 Toasted Coconut	319 Tusk

Vinyl Welding Bead Specifications & Prices

Item	Lin. Ft. / Carton	Wt. / Carton	Price / Roll
Welding Bead (WBV)	50	1 lb.	\$31.03
	400	5 lbs.	\$214.99



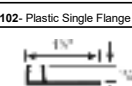






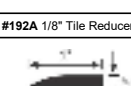
Note: 50 l/f Roll ~ For 36" x 36" tiles, rolls needed equals square feet divided by 75, for 24" x 24" tiles, divide by 50.

Note: 400 l/f Roll ~ For 36" x 36" tiles, rolls needed equals square feet divided by 600, for 24" x 24" tiles, divide by 400.

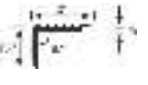

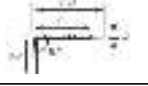

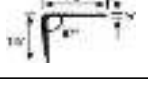
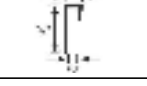

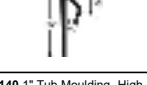

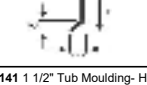

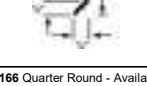


Welding Bead Colors:

WBV-40 White/Gray	WBV-66 Charcoal	WBV-640 Medium Gray
WBV-42 Gray	WBV-69 White/Blue	WBV-650 Cream
WBV-43 Ivory	WBV-001 Black	WBV-660 Light Gray
WBV-47 Lt. Beige	WBV-125 Beige	
WBV-48 Steel Gray	WBV-180 White	
WBV-65 Warm Gray	WBV-200 Brown	

Vinyl Accessories

#160-3/8" Ceramic/Wood Carpet Transition *New - Molding for joining 5/16" carpet to 3/8" ceramic/wood flooring			
	Packing Per Carton	10 / 12' sections	
	Lbs./Ctn.	36	
	Price / Per Piece	\$45.11	
#161 Snap Down Edging- 1-1/4" wide removable section joins tile to wood			
	Packing Per Carton	20 / 12' sections	
	Lbs./Ctn.	32	
	Price / Per Piece	\$30.92	
#162 Snap Down Divider- Joins carpet to tile			
	Packing Per Carton	20 / 12' sections	
	Lbs./Ctn.	31	
	Price / Per Piece	\$16.83	
#163 Snap Down T Edge Divider - Joins carpets			
	Packing Per Carton	20 / 12' sections	
	Lbs./Ctn.	26	
	Price / Per Piece	\$16.83	
#164 Snap Down Super Edge- 1-7/8" wide removable section joins carpet to wood/ceramic			
	Packing Per Carton	5 / 12' sections	
	Lbs./Ctn.	15	
	Price / Per Piece	\$33.86	
#101 Aluminum Single Flange Track- Smooth single flange used with snap down dividers			
	Packing Per Carton	12 / 12' sections	
	Lbs./Ctn.	21	
	Price / Per Piece	\$17.68	
#102- Plastic Single Flange Track *New - Plastic single flange used with snap down dividers			
	Packing Per Carton	10 / 12' sections	
	Lbs./Ctn.	13	
	Price/ Per Piece Black Only	\$19.80	
#156-Understung Reducer *New - Binder-bar edging for resilient flooring undercut			
	Packing Per Carton	2 / 35' coils	
	Lbs./Ctn.	11	
	Price / Per Piece	\$60.02	
#157-1/2" Reducer *New - For carpet, ceramic tile or wood floors			
	Packing Per Carton	10 / 12' sections	
	Lbs./Ctn.	56	
	Price / Per Piece	\$74.01	
#158-3/8" Carpet Edge Reducer with Lip *New - Designed especially for 3/8" carpet			
	Packing Per Carton	10 / 12' sections	
	Lbs./Ctn.	37	
	Price / Per Piece	\$55.06	
#167 Tile and Carpet Joiner- Joins 1/4" carpet to 1/8" tile			
	Packing Per Carton	5 / 12' sections	
	Lbs./Ctn.	11	
	Price / Per Piece	\$28.93	
#168 Resilient - to - Carpet Joiner- Provides smooth carpet / tile transition			
	Packing Per Carton	20 / 12' sections	
	Lbs./Ctn.	32	
	Price / Per Piece	\$25.51	
#177A 3/8" Carpet Edge Reducer- Designed especially for carpet			
	Packing Per Carton	10 / 12' sections	
	Lbs./Ctn.	36	
	Price / Per Piece	\$30.66	
#177B 5/16" Carpet Edge Reducer - Reducer for 5/16" material including Flex-Tuft			
	Packing Per Carton	10 / 12' sections	
	Lbs./Ctn.	31	
	Price / Per Piece	\$29.36	
# 183 1/4" Transition Edge Guard- 1/4" butting gauge undercut			
	Packing Per Carton	5 / 12' sections	
	Lbs./Ctn.	11	
	Price / Per Piece	\$23.42	
#184 5/16" Transition Edge Guard- 5/16" butting gauge undercut			
	Packing Per Carton	5 / 12' sections	
	Lbs./Ctn.	13	
	Price / Per Piece	\$26.16	
# 185 3/16" Transition Edge Guard- Undercut, flange & transition combined			
	Packing Per Carton	20 / 12' sections	
	Lbs./Ctn.	38	
	Price / Per Piece	\$20.75	
#186 1/4" Carpet Edge Guard- Undercut 1/4" with 2" transition			
	Packing Per Carton	10 / 12' sections	
	Lbs./Ctn.	45	
	Price / Per Piece	\$45.93	
#192A 1/8" Tile Reducer Strip - Beveled edge for resilient flooring material			
	Packing Per Carton	50 / 3' sections	
	Lbs./Ctn.	11	
	Price / Per Piece	\$2.94	
#193 Corner Guard- 2-1/4" return corner protector			
	Packing Per Carton	6 / 54" sections	
	Lbs./Ctn.	12	
	Price/ Per Piece	\$32.00	

Vinyl Accessories

#171 Carpet Stair Nosing- Undercut nosing for 1/4" and 5/16" carpet			#174 Tapered Carpet Cove Cap- Trim for covered carpet		
	Packing Per Carton	5 / 12' sections		Packing Per Carton	20 / 12' sections
	Lbs./Ctn.	29		Lbs./Ctn.	23
	Price / Per Piece	\$83.60		Price / Per Piece	\$13.08
#187 Lap Type Square Stair Nosing - Lab type for butting 1/8" tile			#175 Square Carpet Cove Cap- Cove Cap for 1/4" carpet		
	Packing Per Carton	10 / 12' sections		Packing Per Carton	40 / 12' sections
	Lbs./Ctn.	35		Lbs./Ctn.	21
	Price / Per Piece	\$50.46		Price / Per Piece	\$12.17
#189 Top Set Stair Nosing - Square nose for light-duty applications			#197 Square Resilient Cove Cap- 1/8" square cap for covered sheet vinyl		
	Packing Per Carton	5 / 12' sections		Packing Per Carton	50 / 12' sections
	Lbs./Ctn.	11		Lbs./Ctn.	34
	Price / Per Piece	\$23.42		Price / Per Piece	\$10.21
#201 Overlap Stair Nosing- Square nosing; ribbed safety surface			#197R Tapered Resilient Cove Cap- Cap for covered sheet goods or vinyl tile		
	Packing Per Carton	10 / 12' sections		Packing Per Carton	50 / 12' sections
	Lbs./Ctn.	42		Lbs./Ctn.	30
	Price / Per Piece	\$66.35		Price / Per Piece	\$10.21
#202 Double Butt Carpet Stair Nosing- Butt to 1/4" carpet			#140 1" Tub Moulding- High-gloss finish cove for bathtub, counter & shelves		
	Packing Per Carton	5 / 12' sections		Packing Per Carton	24 / 5' sections
	Lbs./Ctn.	34		Lbs./Ctn.	12
	Price / Per Piece	\$90.49		Price / Per Piece White or Almond	\$7.99
#194 Fillet Moulding- Superb backing for flashing up the wall			#141 1 1/2" Tub Moulding- High-gloss finish cove for bathtub, counter & shelves		
	Packing Per Carton	25 / 5' sections		Packing Per Carton	24 / 5' sections
	Lbs./Ctn.	12		Lbs./Ctn.	10
	Price / Per Piece White Only	\$7.18		Price / Per Piece White or Almond	\$9.13
#195 Cove Stick Fillet- Superb backing for flashing up the wall			#166 Quarter Round - Available in 12' lengths or 40' rolls		
	Packing Per Carton	10 / 12' sections		Packing Per Carton	10 / 12' sec 40' rolls
	Lbs./Ctn.	14		Lbs./Ctn.	18 6
	Price / Per Piece Black Only	\$10.96		Price	\$34.14 Per Piece \$113.87 Per Roll

*Accessories available in 57 FlexTones colors (except #101, 102, 140, 141, 194, 195) .

Broken carton charge \$20.00

Colors not available are 018, 029 (except Quarter Round), 046 & 089

Accessories CANNOT be installed with Flex Tape.

Flexco SubLeveling System

Specifications & Prices

No Broken Cartons

Item	Gauge	Size	Scoring	Number/ Carton	Wt. / Per Carton	Price / Per Carton
1/4" Reducer	1/4" taper to .040"	12" x 48"	3/32", 1/8", 3/16"	8	37 lb:	\$230.92
3/8" Reducer	3/8" taper to .040"	12" x 48"	3/32", 1/8", 3/16" 1/4", 5/16"	8	65 lb:	\$357.14
1/8" Reducer	1/8" taper to .040"	12" x 48"		16	52 lb:	\$351.03
1/2" Reducer	1/2" taper to .040"	18" x 48"	3/32", 1/8", 3/16" 1/4", 5/16", 3/8"	4	72 lbs:	\$369.07

FLEXCO Distributor Price List

Value Base Wall Base Specifications & Prices		Price Per Carton	Price Per Carton
Color Number	Color Name	Wt. Per Carton 31 lbs.	Wt. Per Carton 35 lbs.
<i>*Use prefix VAL when ordering (i.e., VAL-01 Black Dahlia)</i>		Gauge .080"	Gauge 1/8"
01	Black Dahlia	\$128.62	\$173.63
02	Bark		
014	Medium Gray		
019	Bagel		
022	Almond		
037	Dark Beige		
046	True White		
362	Sahara		
363	Mineral Gray		
364	Greystone		
368	Rain Forest		
371	Kahki		
382	Mocha		
387	Cobalt		
395	Storm Gray		

**Adhesive selections must be made based on the porosity of the substrate.*

**Refer to Adhesive Chart for specific adhesive recommendations based on product and substrate*

**For a complete list of product limitations, please see each products technical data sheet.*

Value Base is available in 4" x 48" cove.

Value Base (flat) 4 x 48 available in minimum orders of 50 cartons per color and gauge only.

Rolls (cove and flat) available in minimum orders of 50 rolls per color and gauge only.

FLEXCO - RECOMMENDED EXCELSIOR ADHESIVES		FOR WARRANTY COVERAGE	
<i>DISCLAIMER: The adhesive recommendations on this page are general guidelines only. Refer to each individual product's Technical Data Sheet (available at www.flexcofloors.com) for current, complete adhesive recommendations, warnings and cautions depending upon substrate and installation type before ordering adhesive or making formal recommendations.</i>			
NOTE: All substrates must be approved for use with the adhesive and properly prepared per each individual products technical data sheet (available at ww.flexcofloors.com) prior to adhesive installation.			
RUBBER & VINYL WALL BASE		For Interior Use Only	
Product Description	Porous Substrates (Concrete, Drywall, Dry Plaster, Masonry and Exterior Grade Plywood - Group 1, cc Type)	Non-Porous Substrates (Metal, FRP, Resinous Materials, Epoxy Paints)	
All rubber and vinyl wall base/corners	WB-600, C-630	C-630	
NOTE: WB-600 Spreader Nozzle #186 must be used when using the WB-600 cartridges			
TILE			
RUBBER TILE		For Interior Use Only	
Product Description	Approved Porous Substrates (Concrete, Wood, Cementitious Materials)	Approved Non-Porous Substrates (Metal, Resinous Substrates)	Existing Stone Flooring (Tarrazzo, Ceramic, Porcelain)
Distinct Designs Rubber Tile	SP-500, AW-510,	SP-500, AW-510,	SP-500, AW-510,
Evolving Styles Rubber Tile & Sheet	AP-520, MS-700, EW-710, U-705	AP-520, MS-700, EW-710, U-705	AP-520, MS-700, EW-710, U-705
IMO Rubber Tile	EW-710		
Repel Rubber Tile	EW-710		
VINYL TILE		For Interior Use Only	
Natural Elements Luxury Vinyl Tile	SP-500, AW-510,	SP-500, AP-520,	SP-500, AP-520,
Natural Elements Luxury Vinyl Plank	AP-520, MS-700,	AW-510, U-705	AW-510, U-705,
Delane Solid Vinyl Tile	EW-710, U-705	MS-700, EW-710	MS-700, EW-710
ESD RUBBER & VINYL TILE		For Interior Use Only	
ESD Rubber Tile & Delane ESD Vinyl Tile	ASD-800, USD-810	USD-810	
MISCELLANEOUS TILE			
Flex-Tuft Tiles	EW-710, MS-700, U-705		
Tuflex Force & Prime Sports Flooring	EW-710, MS-700, U-705		
Subleveler	Use same adhesive as flooring		
Refer to technical data sheet for product limitations			
The EW-710 & MS-700 adhesives can be used for indoor and outdoor applications.			
RUBBER & VINYL STAIR TREADS		For Interior Use Only	
NOTE: EN-610 Epoxy Nose Filler MUST be used in conjunction with all stair tread adhesive installations. EN-610 Dual Cartridge Applicator must be used with EN-610.			
Spextones Rubber & Marble Treads	AW-510, TP-620,	AW-510, TP-620, C-630,	N/A
Rubber Treads	C-630, EW-710	EW-710, U-705	
Vinyl Stair Treads, Risers & Stringers	U-705		
Repel Rubber Treads	EW-710, U-705 &	EW-710, U-705 & EN-610	
NOTE: MS-700 or EW-710 must be used for butting installation. NOTE: Factory mold release must be removed prior to any and all adhesive installation			
VINYL NOSINGS & ACCESSORIES		For Interior Use Only	
NOTE: EN-610 Epoxy Nose Filler MUST be used in conjunction with all stair tread adhesive installations. EN-610 Dual Cartridge Applicator must be used with EN-610.			
Vinyl Accessories	C-630, EN-610 or An approved hard set adhesive		N/A
Vinyl Stair Nosings			

Custom Color Minimum Quantity Order Chart	
Wallflowers Wall Base	24 cartons
Vinyl Wall Base	24 cartons
Base 2000 Wall Base	24 cartons
Base Sculptures Wall Base	15 cartons
Health Design Wall Base	12 cartons
Health Design Corners	52 pc. Min.order in combined inside & outside corners in full carton quantities
Rubber Stair Treads	500 l/f
Vinyl Stair Treads	500 l/f
Textured Rubber Tile 1/8"	2000 s/f
Smooth Rubber Tile 1/8"	2000 s/f
Vinyl Accessories	8 cartons
Tuflex	2500 s/f - additional increments in multiples of 800 s/f
Prime Sports Flooring	See page 9
ESD Vinyl Tile 1/8"	2000 s/f
Delane Vinyl Tile 1/8"	2000 s/f
Sheet Rubber 1/8" - 25' rolls	16 rolls
Sheet Rubber .100" - 25' rolls	16 rolls

BASE 2000/WALLFLOWERS/VINYL WALL BASE

01 Black Dahlia	030 Meridian Bone	064 Honey	099 Midnight Blue
02 Bark	032 Dune	065 Chappuccino	
03 Charcoal	033 Doe	071 Black Brown	
04 Coffee Bean	034 Barley	072 Chocolate	
05 Corn Silk	035 Delft Pansy	073 Burnt Sienna	
06 Cobblestone	036 Gray	074 Seashell	
07 Ginger	037 Dark Beige	077 Driftwood	
08 Autumn	038 Outer Banks	078 Umber	
011 Linen	043 Fjord	079 Red Rock	
012 Burlwood	046 True White	080 Sierra Red	
013 Blue	047 Vizcaya Palm	089 Antique White	
014 Medium Gray	048 Berry	090 Nickel	
016 Taupe	049 Winsor	091 Titanium	
018 Baby's Breath	052 Polo Green	092 Graystone	
020 Neutrail	056 Milk Chocolate	093 Graphite	
022 Almond	058 Blue Shadow	094 Buff	
023 Pebble	059 Plum Pudding	095 Gunmetal	
024 Stone	061 Sunflower	096 Goldenrod	
025 Light Gray	062 Earth	097 Basil	
029 Arctic White	063 Mediterranean Green	098 Wheat	

WOOD ELEMENTS WALL BASE

104 Simple Cherry	106 Amber Maple
105 Vinage Pecan	107 Classic Oak

BASE SCULPTURES

01 Black Dahlia	023 Pebble	049 Winsor	078 Umber
02 Bark	024 Stone	052 Polo Green	079 Red Rock
03 Charcoal	025 Light Gray	056 Milk Chocolate	080 Sierra Red
04 Coffee Bean	029 Arctic White	058 Blue Shadow	090 Nickel
05 Corn Silk	030 Meridian Bone	059 Plum Pudding	091 Titanium
06 Cobblestone	032 Dune	061 Sunflower	092 Graystone
07 Ginger	033 Doe	062 Earth	093 Graphite
08 Autumn	034 Barley	063 Mediterranean Green	094 Buff
011 Linen	035 Delft Pansy	064 Honey	095 Gunmetal
012 Burlwood	036 Gray	065 Chappuccino	096 Goldenrod
013 Blue	037 Dark Beige	071 Black Brown	097 Basil
014 Medium Gray	038 Outer Banks	072 Chocolate	098 Wheat
016 Taupe	043 Fjord	073 Burnt Sienna	099 Midnight Blue
020 Neutrail	047 Vizcaya Palm	074 Seashell	
022 Almond	048 Berry	077 Driftwood	

HEALTH DESIGN BASE

01 Black Dahlia	022 Almond	037 Dark Beige	071 Black Brown
02 Bark	029 Arctic White	047 Vizcaya Palm	079 Red Rock
014 Medium Gray	032 Dune	049 Winsor	080 Sierra Red
018 Baby's Breath	035 Delft Pansy	058 Blue Shadow	

RUBBER TILE/TREAD/RISER/ STRINGS

01 Black Dahlia	023 Pebble	052 Polo Green	079 Red Rock
02 Bark	024 Stone	056 Milk Chocolate	080 Sierra Red
03 Charcoal	025 Light Gray	058 Blue Shadow	090 Nickel
04 Coffee Bean	030 Meridian Bone	059 Plum Pudding	091 Titanium
05 Corn Silk	032 Dune	061 Sunflower	092 Graystone
06 Cobblestone	033 Doe	062 Earth	093 Graphite
07 Ginger	034 Barley	063 Mediterranean Green	094 Buff
08 Autumn	035 Delft Pansy	064 Honey	095 Gunmetal
011 Linen	036 Gray	065 Chappuccino	096 Goldenrod
012 Burlwood	037 Dark Beige	071 Black Brown	097 Basil
013 Blue	038 Outer Banks	072 Chocolate	098 Wheat
014 Medium Gray	043 Fjord	073 Burnt Sienna	099 Midnight Blue
016 Taupe	047 Vizcaya Palm	074 Seashell	
020 Neutrail	048 Berry	077 Driftwood	
022 Almond	049 Winsor	078 Umber	

Marbelized Colors

100 White w/Black	132 White w/Blue	104 Simply Cherry
103 Frenc Gray w/Black	143 Charcoal w/Black	105 Vintage Pecan
109 Black w/White	150 Sage	106 Amber Maple
119 Beige w/White & Brown	151 White w/Sage	107 Classic Oak
123 Beige w/Brown	160 Vintage Plum	
125 Light Gray	163 Mediterranean Green	
131 Blue	164 Honey	
135 Delft Pansy	166 Red w/White	

Spextone Colors

Base Color	Chips	Base Color	Chips
01 Black Dahlia	Medium Gray, Fjord	048 Berry	Black Dahlia, Medium Gray
03 Charcoal	Black Dahlia, Doe	049 Winsor	Delft Pansy, Fjord
08 Autumn	Ginger, Burlwood, Corn Silk	052 Polo Green	Vizcaya Palm, Milk Chocolate
014 Medium Gray	Graphite, Seashell	056 Milk Chocolate	Bark, Doe
020 Neutrail	Seashell, Spring Leaf	058 Blue Shadow	Delft Pansy, Doe
025 Light Gray	Delft Pansy, Medium Gray	059 Plum Pudding	Delft Pansy, Medium Gray
029 Arctic White	Nickel, Titanium, Linen	074 Seashell	Medium Gray, Nickel
033 Doe	Milk Chocolate, Beige	090 Nickel	Graphite, Linen
035 Delft Pansy	Winsor, Doe	098 Wheat	Autumn, Corn Silk
037 Dark Beige	Seashell, Fjord	301 Twilight Blue	Arctic, Neutrail
047 Vizcaya Palm	Polo Green, Cappuccino	302 Spring Leaf	Arctic, Neutrail

TUFLEX FORCE

Base Color	Chips	Base Color	Chips
01 Black Dahlia	Medium Gray, Fjord	048 Berry	Black Dahlia, Medium Gray
03 Charcoal	Black Dahlia, Doe	049 Winsor	Delft Pansy, Fjord
025 Light Gray	Delft Pansy, Medium Gray	052 Polo Green	Vizcaya Palm, Milk Chocolate
033 Doe	Milk Chocolate, Beige	056 Milk Chocolate	Bark, Doe
035 Delft Pansy	Winsor, Doe	058 Blue Shadow	Delft Pansy, Doe
047 Vizcaya Palm	Polo Green, Cappuccino	059 Plum Pudding	Delft Pansy, Medium Gray

PRIME SPORTS FLOORING

001 Black Dahlia	203 Vanilla
200 Evergreen	204 Starlight
201 Ruby Red	205 Blue Ice
202 Dove	206 Daffodil

FLEXTUFT

FT-1 Tweed	FT-4 Cranberry & Gray
FT-3 Delft & Gray	FT-5 Spruce & Gray

NATURAL ELEMENTS ~ 4" x 36" or 6" x 48" ONLY			
609 Antique Silver	620 Traditional Oak	663 Harvest	670 Nordic
610 American Cherry	622 Natural Oak	664 Threet Oak	671 Bucolic
611 Warm Amber Cherry	643 Castle Gray	665 Boardwalk	672 Sable
613 Sequoia Cherry	644 Driftwood	666 Ridge	673 Silver Lake
615 Walnut	660 Black Walnut	667 Honey Oak	674 Suede
616 Rustic Walnut	661 Antique Rosewood	668 Alpine Cottage	675 Bramble
618 Antique Teak	662 Barn Oak	669 Viking	676 Butternut
NATURAL ELEMENTS ~ 6" x 48" ONLY			
677 Delabole	678 Chiseled		
NATURAL ELEMENTS ~ 18" x 18" ONLY			
604 Gray Ash	632 Dusk	691 Art Deco	692 South Beach
NATURAL ELEMENTS ~ 12" x 24" ONLY			
649 Terrace	681 Oxidized Steel	685 Portofino	689 Urban Gray
650 Pewter	682 Reflective Rings	686 Capri	690 Deconstructed
679 Oxidized Bronze	683 Hushed Hoops	687 Timeless Taupe	
680 Oxidized Iron	684 Cadet Blue	688 Lighthouse	
CROSSWIRE VINYL TILE			
250 Winter Solstice	253 Moonquake	256 Windraft	259 Midnight Ripple
251 Baltic Wave	254 Greige	257 Savannah Sunset	
252 Garden Path	255 Firefly	258 Thundercloud	
DELANE VINYL TILE			
40 White/Gray	65 Warm Gray	310 Dark Mocha	315 Gingerbread
42 Gray/Dark Gray	66 Charcoal/Light Gray	311 Golden Gate	316 Cosmic Latte
43 Ivory/Buckskin	69 White/Blue	312 Honeydew	317 Ginger Ale
47 Light Beige/Tan	308 Galaxy	313 Rhythm & Blues	318 Amaretto
48 Steel Gray	309 Star Stuck	314 Toasted Coconut	319 Tusk
GEODESY VINYL TILE			
400 Magnetic	404 Tides	408 Polar	412 Collision
401 Relativity	405 Vector	409 Density	413 Wavelength
402 Inertia	406 Gravity	410 Navigation	
403 Astro	407 Orbit	411 Lunar	
DELANE ESD VINYL TILE			
40 White/Gray	65 Warm Gray	310 Dark Mocha	315 Gingerbread
42 Gray/Dark Gray	66 Charcoal/Light Gray	311 Golden Gate	316 Cosmic Latte
43 Ivory/Buckskin	69 White/Blue	312 Honeydew	317 Ginger Ale
47 Light Beige/Tan	308 Galaxy	313 Rhythm & Blues	318 Amaretto
48 Steel Gray	309 Star Stuck	314 Toasted Coconut	319 Tusk
ESD RUBBER TILE			
	Base Color	Chips	Base Color
01 Black Dahlia		Medium Gray, Fjord	056 Milk Chocolate
014 Medium Gray		Graphite, Seashell	074 Seashell
020 Neutrail		Seashell, Spring Leaf	090 Nickel
035 Delft Pansy		Winsor, Doe	301 Twilight Blue
037 Dark Beige		Seashell, Fjord	302 Spring Leaf
			Chips
			Bark, Doe
			Medium Gray, Nickel
			Graphite, Linen
			Arctic, Neutrail
			Arctic, Neutrail

VINYL TREADS/RISERS/STRINGS

01 Black Dahlia	022 Almond	364 Greystone	
02 Bark	037 Dark Beige	368 Rain Forest	395 Storm Gray
014 Medium Gray	362 Sahara	371 Khaki	
019 Bagel	363 Mineral Gray	382 Mocha	

VINYL ACCESSORIES

01 Black Dahlia	023 Pebble	052 Polo Green	079 Red Rock
02 Bark	024 Stone	056 Milk Chocolate	080 Sierra Red
03 Charcoal	025 Light Gray	058 Blue Shadow	090 Nickel
04 Coffee Bean	030 Meridian Bone	059 Plum Pudding	091 Titanium
05 Corn Silk	032 Dune	061 Sunflower	092 Graystone
06 Cobblestone	033 Doe	062 Earth	093 Graphite
07 Ginger	034 Barley	063 Mediterranean Green	094 Buff
08 Autumn	035 Delft Pansy	064 Honey	095 Gunmetal
011 Linen	036 Gray	065 Chappuccino	096 Goldenrod
012 Burlwood	037 Dark Beige	071 Black Brown	097 Basil
013 Blue	038 Outer Banks	072 Chocolate	098 Wheat
014 Medium Gray	043 Fjord	073 Burnt Sienna	099 Midnight Blue
016 Taupe	047 Vizcaya Palm	074 Seashell	
020 Neutral	048 Berry	077 Driftwood	Quarter Round Trim available
022 Almond	049 Winsor	078 Umber	in 029 Arctic White

CARPET / CARPET TILE / MATTING / UNDERPADS

Centura | Residential Carpets || 12'

<u>CODE</u>	<u>DESCRIPTION</u>	<u>BKT. 1/syd</u>	<u>BKT. 1/sf</u>
Bolero			
BOLE...	100% Solution Dyed Polyester. Cut Loop, Pattern Repeat.	\$ 45.57 \$	PG: SF22W 5.06
Sea Brook			
SEAB...	100% Solution Dyed Polyester. Cut Loop, Pattern Repeat.	\$ 45.57 \$	PG: SF22X 5.06
Momentum			
MOME...	100% Solution Dyed Polyester. Cut Pile Frieze.	\$ 38.80 \$	PG: SF22Y 4.42
Venice			
VENI	100% Solution Dyed Polyester. Cut Pile	\$ 43.08 \$	PG: SF22Z4 4.79
Triathlon			
TRIA	100% Solution Dyed Polyester. Cut Pile	\$ 32.05 \$	PG: SF22Z5 3.56
Extasy			
EXTA	100% Solution Dyed Polyester. Cut Loop	\$ 39.20 \$	PG: SF2C 4.36
Posh			
POSH	100% Solution Dyed Polyester.	\$ 45.20 \$	PG: SF2D 5.02
West Coast			
WECO	100% Solution Dyed Polyester.	\$ 39.80 \$	PG: SF2E 4.42

Venture | Commercial Carpets || 12'

<u>CODE</u>	<u>DESCRIPTION</u>	<u>BKT. 1/syd</u>	<u>BKT. 1/sf</u>
Contrax II-HD			
CONT2...	28oz. 100% Anti Static Nylon (w/ 33% RC). Techni-Tuft Level Loop. Special Order - full rolls only	\$ 44.77 \$	PG: SC10 4.97
Quasar III			
QUAS...	28oz. 100% Olefin. Graphic Loop.	\$ 31.47 \$	PG: ST1 3.50
Sonic-20			
SONI20...	20oz. 100% Olefin. Level Loop.	\$ 24.47 \$	PG: SH6 2.72
Sonic-28			
SONI28...	28oz. 100% Olefin. Level Loop.	\$ 30.98 \$	PG: SH7 3.44
Presley			
PRES...	21oz. 100% Olefin. Level Loop.	\$ 27.97 \$	PG: SF50 3.11

F.O.B. Toronto / Hamilton / Peterborough
H.S.T. to be added where applicable.
Prices, terms and conditions of sales are subject to change without notice.
All Returned goods must be prepaid. Full unopened cartons.

CARPET / CARPET TILE / MATTING / UNDERPADS

Centura | Carpet Tiles || 19.68 x 19.68, 19.68 x 39.36

<u>CODE</u>	<u>DESCRIPTION</u>	<u>TILE SIZE</u>	<u>BKT. 1/ctn</u>	<u>BKT. 1/syd</u>	<u>BKT. 1/sf</u>
Runway					
					PG: SF22
RY15...	100% Olefin Solution Dyed Level Loop.	19.68" x 39.36"	\$ 328.77	\$ 51.25	\$ 5.69
New Delhi					
					PG: SF22F
NEDE...	100% Solution Dyed Olefin Loop.	19.68" x 19.68"	\$ 321.04	\$ 50.05	\$ 5.56

Venture | Carpet Tiles || 19.68 x 19.68

<u>CODE</u>	<u>DESCRIPTION</u>	<u>TILE SIZE</u>	<u>BKT. 1/ctn</u>	<u>BKT. 1/syd</u>	<u>BKT. 1/sf</u>
Fraser					
					PG: SF44
FRAS...	100% Olefin Solution Dyed PVC Backing.	19.68" x 19.68"	\$ 295.05	\$ 49.34	\$ 5.48

Special Order

<u>CODE</u>	<u>DESCRIPTION</u>	<u>TILE SIZE</u>	<u>BKT. 1/ctn</u>	<u>BKT. 1/syd</u>	<u>BKT. 1/sf</u>
Macadam					
					PG: SF23
MACA...	100% Olefin 40% Recycled Content.	19.68" x 19.68"		\$ 49.34	\$ 5.48
Contrax II HD					
					PG: SF28A
CONT2HD...	100% SDN BDF No Zipper Multi-Colour level loop	19.68" x 19.68"		\$ 70.00	\$ 7.78
Fraser (Plank**)					
					PG: SF44
FRAS...	100% Olefin Solution Dyed PVC Backing.	9.84" x 39.37"		\$ 60.38	\$ 6.71

Note: 19.68" x 19.68" = 20 tiles/ctn (5.98 syds/ctn = 54 sf) | 9.84" x 39.37" = 20 tiles/ctn (5.98 syds/ctn = 54 sf)
 Multilevel Loop Solution Dyed Construction | 6'6 Carpet base available for all lines (same pricing as the tile)
 300syd minimum unless ordered with tile | Use Tec TA749 adhesive | Special Order - Allow 3 - 6 weeks delivery

Venture - Modolor Collection (Commercial Econyl Nylon) || Carpet Tiles

Carleton					
					PG: SF45
Carleton (17oz) - 40137 - 8 colours				\$ 70.00	\$ 7.78
Special Order					
Carleton Plank				\$ 70.00	\$ 7.78
Special Order					
Park				\$ 77.00	\$ 8.56
Park Plank				\$ 77.00	\$ 8.56
Camino de Santiago				\$ 70.00	\$ 7.78
Camino de Santiago Plank				\$ 70.00	\$ 7.78
Special Order					
Memphis				\$ 60.38	\$ 6.71
Memphis Plank				\$ 60.38	\$ 6.71

F.O.B. Toronto / Hamilton / Peterborough
 H.S.T. to be added where applicable.
 Prices, terms and conditions of sales are subject to change without notice.
 All Returned goods must be prepaid. Full unopened cartons.

CARPET / CARPET TILE / MATTING / UNDERPADS

New Collections - Carpet Tile

Eruption 18oz - (Tile) - 6 colours	\$ 70.00	\$	7.78
Eruption 18oz - (Plank) - 6 colours	\$ 70.00	\$	7.78
Heritage 18oz - (Tile) - 6 colours	\$ 70.00	\$	7.78
Heritage 18oz - (Plank) - 6 colours	\$ 70.00	\$	7.78
Halo 18oz - (Tile) - 6 colours	\$ 70.00	\$	7.78
Halo 18oz - (Plank) - 6 colours	\$ 70.00	\$	7.78
Kool 20oz- (Tile) - 6 colours	\$ 70.00	\$	7.78
Kool 20oz - (Plank) - 6 colours	\$ 70.00	\$	7.78

Carpet Tile Installation Tabs

PG: C32

<u>CODE</u>	<u>DESCRIPTION</u>	<u>UNIT</u>	<u>BKT. I</u>
FS104	250 Tabs per roll	Roll \$	231.23

Gullistan | Residential Carpets | 12 ft. Special Order

PG: SY1

<u>COLLECTION</u>	<u>SYLE CODE</u>	<u>Roll Width</u>	<u>UNIT</u>	<u>SYD</u>	<u>BKT 1 - SQ. FT></u>
Andromeda	33069	12 ft.	sq. yd.	\$ 70.80	\$7.866
Aspen	30704	12 ft.	sq. yd.	\$ 84.79	\$9.421
Aurora	11021	12 ft.	sq. yd.	\$ 65.30	\$7.256
Bradford	33043	12 ft.	sq. yd.	\$ 98.29	\$10.921
Brighton	33035	12 ft.	sq. yd.	\$ 84.79	\$9.421
Buckingham II	33012	12 ft.	sq. yd.	\$ 69.30	\$7.700
Crufts	33008	12 ft.	sq. yd.	\$ 144.27	\$16.030
Divine Wind	33086	12 ft.	sq. yd.	\$ 123.28	\$13.697
Edinburgh	33068	12 ft.	sq. yd.	\$ 89.29	\$9.921
Genesis	11028	12 ft.	sq. yd.	\$ 98.29	\$10.921
Hawthorne	33021	12 ft.	sq. yd.	\$ 66.80	\$7.422
Hempstead II	33045	12 ft.	sq. yd.	\$ 63.30	\$7.033
Kessler Heights	10974	12 ft.	sq. yd.	\$ 106.78	\$11.865
Liberty Square	33020	12 ft.	sq. yd.	\$ 64.30	\$7.145
New Beginnings	11027	12 ft.	sq. yd.	\$ 75.80	\$8.422
Rossmore II	33027	12 ft.	sq. yd.	\$ 61.80	\$6.867
Scardale II	33033	12 ft.	sq. yd.	\$ 83.29	\$9.255
Seven Gables II	33019	12 ft.	sq. yd.	\$ 66.30	\$7.367
Soho	30701	12 ft.	sq. yd.	\$ 100.79	\$11.198
Start Living	33044	12 ft.	sq. yd.	\$ 83.29	\$9.255
Summit II	33034	12 ft.	sq. yd.	\$ 103.29	\$11.476
Transcendent	11022	12 ft.	sq. yd.	\$ 84.29	\$9.366
Tribeca	30702	12 ft.	sq. yd.	\$ 100.79	\$11.198
Tributary II	33028	12 ft.	sq. yd.	\$ 64.30	\$7.145
Westminister	33007	12 ft.	sq. yd.	\$ 116.78	\$12.976

F.O.B. Toronto / Hamilton / Peterborough
H.S.T. to be added where applicable.

Prices, terms and conditions of sales are subject to change without notice.
All Returned goods must be prepaid. Full unopened cartons.

CARPET / CARPET TILE / MATTING / UNDERPADS

**Mat Tech | Entrance Matting
Special Order**

PG: S65

<u>DESCRIPTION</u>	<u>BKT. 1 Roll</u>		<u>BKT. 1 Mat</u>		<u>BKT. 1 Cut</u>		<u>Width</u>	
	<u>/sq ft</u>	<u>/sq ft</u>	<u>/sq ft</u>	<u>/sq ft</u>	<u>up to 6'</u>	<u>up to 11'9"</u>	<u>BKT. 1 Cut</u>	<u>/sq ft</u>
Vinyl Backed								
Chevron	\$ 9.06	\$ 10.57	\$ 11.03	\$				13.34
Decoluxe	\$ 6.24	\$ 7.52	\$ -	\$				-
Dust Star	\$ 10.49	\$ 10.66	\$ 11.88	\$				14.11
Eco Step	\$ 8.07	\$ 8.21	\$ 9.09	\$				-
Econoluxe Plus	\$ 6.24	\$ 7.52	\$ 7.67	\$				-
Marathon	\$ 15.87	\$ 16.16	\$ 18.10	\$				20.55
Needle Pin	\$ 8.58	\$ 11.00	\$ 11.40	\$				14.62
Needle Rib	\$ 6.33	\$ 7.61	\$ 7.75					
Oxford (32oz)	\$ 14.39	\$ 14.68	\$ 16.42	\$				18.78
Oxford Elite	\$ 15.33	\$ 15.62	\$ 17.44	\$				19.89
Oxford Lite (20oz)	\$ 8.69	\$ 11.17	\$ 11.57	\$				-
Proluxe	\$ 5.44	\$ 6.50	\$ 6.64	\$				-
Protrail	\$ 4.87	\$ 6.21	\$ 6.33	\$				-
Proline (3' wide only)	\$ 5.44	\$ 6.50	\$ -	\$				-
Superluxe	\$ 6.16	\$ 7.38	\$ 7.55	\$				11.71
Tire Track	\$ 12.65	\$ 12.88	\$ 14.36	\$				-
Walk-A-Way	\$ 6.81	\$ 6.93	\$ 7.64	\$				14.91

Note: Standard Roll Sizes: 3' x 60', 4' x 60', 6' x 60'

Standard Mat Sizes: 2' x 3', 3' x 4', 3' x 5', 3' x 6', 3' x 10', 4' x 6', 4' x 8', 4' x 10' (4' x 10' unavailable in Protrail)

Custom widths subject to charge for waste material.

**Mat Tech | Entrance Matting cont'd
Special Order**

PG: S65

<u>Commercial (HDNP)</u>	<u>BKT. 1 Roll</u>	<u>BKT. 1 Cut</u>
	<u>/sq ft</u>	<u>/sq ft</u>
Dura Dot	\$ 8.84	\$ 10.12

Note: Standard Roll Sizes: 3'3" x 82', 6'7" x 82', 13'1" x 82', 9'10" x 82'. Picture Frame Border: 2.53/lf (net)

Mat Tech - Entrance/Anti-Fatigue Matting (Special Order)

PG: S65

<u>DESCRIPTION</u>	<u>Size</u>	<u>BKT. 1/piece</u>
Wide Rib Rubber Runner - Black Only	3' x 75', 4' x 75'	\$ 5.56
	Cuts	\$ 6.56
Mat-A-Dor	2' x 2'8"	\$ 104.49
	2'8" x 3'3"	\$ 159.82
	3' x 6'	\$ 261.33

Note: Allow 2 weeks delivery | For products not listed - please ask for pricing

F.O.B. Toronto / Hamilton / Peterborough
H.S.T. to be added where applicable.

Prices, terms and conditions of sales are subject to change without notice.
All Returned goods must be prepaid. Full unopened cartons.

CARPET / CARPET TILE / MATTING / UNDERPADS

Terza | Landscape Turf

PG: S51D

<u>CODE</u>	<u>DESCRIPTION</u>	<u>FACE WEIGHT</u>	<u>UNIT</u>		<u>BKT. 1/syd</u>
Special Order, Limited Stock Toronto!!					
TURF40	Landscape Turf - Field Green (Play Grass)	40 oz.	syd	\$	45.45
TURF60	Landscape Turf - Field Green (Play Grass)	60 oz.	syd	\$	62.56
TURF2	Landscape Turf - Golf Green (Play Grass)	32 oz.	syd	\$	49.88

Note: Rolls are 132 syd

Underpads | Foam and Urethane

PG: C86

<u>CODE</u>	<u>DESCRIPTION</u>	<u>DENSITY</u>	<u>UNIT</u>		<u>BKT. 1</u>
CE8000	Centura 9mm #8000 (30 yds/roll)	7 lb.	roll	\$	153.00
CE8000GOFO	Centura 8000 Gold (30 yds/roll)	7 lb.	roll	\$	162.75
BLOC640	Blockbuster 6mm (40 yds/roll)	10 lb.	roll	\$	260.00

Underpads | Rubber

PG: C86A

<u>CODE</u>	<u>DESCRIPTION</u>	<u>DENSITY/SIZE</u>	<u>UNIT</u>		<u>BKT. 1/sf</u>
CENQBN	Centura 1.5mm LVT Acoustic 11syd roll	200 sf/roll	roll	\$	148.40

Miscellaneous | Carpet Accessories

PG: C32

<u>CODE</u>	<u>DESCRIPTION</u>	<u>SIZE</u>	<u>UNIT</u>		<u>BKT. 1/sf</u>
C15SKB	Carpet Cold Seam Tape #C15	2" x 15'	ea.	\$	9.75

F.O.B. Toronto / Hamilton / Peterborough
 H.S.T. to be added where applicable.
 Prices, terms and conditions of sales are subject to change without notice.
 All Returned goods must be prepaid. Full unopened cartons.